Systems of Cable Trays
Heights: H30, H42, H50, H60, H80, H100, H110mm
Widths: 35 - 600mm
Thickness: 0.5 - 1.5mm



Trays click connection system
Heights: H60
Widths: 50 - 600mm
Thickn. (ga): 0.7 and 1.0mm



Savings in time by 60% at cable route installation with a CLICK method of connections and fast assembly

EXAMPLES OF CABLE TRAY SYSTEM COMPONENTS

90° Horizontal Bend KKP...	Horizontal Tee TKP...	 Horizontal Cross-over CZKP...	Vertical Tee - Crosswise TRS...	 Straight Reducer RKS...
Straight Connector LPL...	Articulated Connector LGJ...	Barrier Strip PG...N	Angle Reducer RKJ..	Barrier Strip Connector - Bottom LPKD1 and LPKD2

We offer new cable tray covers with transverse ribbing:
- Widths: 300 - 600mm
- Thickness: 0.5 - 1.0mm



We offer our Customers covers for all types of fittings and cable trays:
- Widths: 50 - 600mm
- Thickness: 0.5 - 1.5mm

TABULARY OVERVIEW OF COMPONENTS FOR THE ASSEMBLY OF CABLE TRAY SYSTEMS

TYPES OF CABLE TRAYS	JOINING CABLE TRAYS			
	Sliding in	Straight Connector	Angle Connector	Articulated Connector
KG... **Heights**: H30. H42. H60. H100. H110 mm **Widths**: 35 - 600 mm **Thickness**: 0.5; 0.7; 1.0 mm				
KC... **Heights**: H42 - H110 mm **Widths**: 50 - 600 mm **Thickness**: 0.7; 1.0; 1.2; 1.5 mm	Important! Cable Tray sections can be joined through sliding with sheet 0.5 to 1.2 mm thick	Cable trays can be joined using Straight Connectors LPM... or LP... Cable Trays 0.5 to 1.5 mm thick	Cable trays can be joined using Angle Connectors - Bendable LK... or LK.../1 Cable Trays 0.5 to 1.5 mm thick	Cable trays can be joined using Articulated Connector LG... and Edge Protection Plate BZK/BZKO Cable Trays 0.5 to 1.5 mm thick
KO... **Heights**: H42 - H110 mm **Widths**: 50 - 600 mm **Thickness**: 0.7; 1.0; 1.5 mm				
KB... **Heights**: H30 - H110 mm **Widths**: 35 - 600 mm **Thickness**: 0.5; 0.7; 1.0; 1.2; 1.5 mm	SGKM6x10 SGKM6x12 or SGM6x10 SGM6x12	SGKM6x10 SGKM6x12 or SGM6x10 SGM6x12	SGKM6x10 SGKM6x12 or SGM6x10 SGM6x12	SGKM6x10 SGKM6x12 or SGM6x10 SGM6x12
KA... **Heights**: H42. H60. H110 mm **Widths**: 100 - 600 mm **Thickness**: 1.0; 1.5 mm				
KF... **Heights**: H60. H100 mm **Widths**: 50 - 600 mm **Thickness**: 0.5; 0.7; 1.0 mm	No alternative of tray joining through sliding for cable trays 1.5mm thick			

Guide:

- Full square means this type of assembly is possible
- Empty square means this type of assembly is not possible

JOINING CABLE TRAYS TO FITTINGS

Fittings





90° Horizontal Bend

KK...

KKB...

KKP...

45° Horizontal Bend

KKM...

KKMB...

KKMP...

Horizontal Tee

TK...

TKB...



TKP...

TKD...

Add-on Tee

2 x LRJ...

2 x LRB...

2 x LRP...

Reducer

RKS...

RKSB...

RKL...

RKLB...

RKP...

RKPB...

Horizontal Cross-over

CZK...



CZKB...

CZKP...

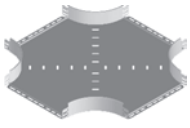

90° Vertical Bend

LU...

or...

LUP...

45° Vertical Bend

LUM...



LUMB...



LUMP...



Horizontal Bypass

OPZ...

OPZB...

Vertical Bypass

OPN...

OPNB...

Vertical Tee - Crosswise

TRS...



TRSB...



Vertical Elbow - Right

KRP...



KRPB...

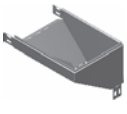

Vertical Elbow - Left

KRL...



KRLB...



Vertical Tee - Lengthwise

TR...



TRB...



Adjustable Vertical Bend

LL...

LLB...

SGKM6x10
SGKM6x12

or

SGM6x10
SGM6x12

Fittings should be joined using Straight Connectors LPM...

or

LP...

SGKM6x10
SGKM6x12

or

SGM6x10
SGM6x12

Cable Trays – System of Side Heights H30-H110

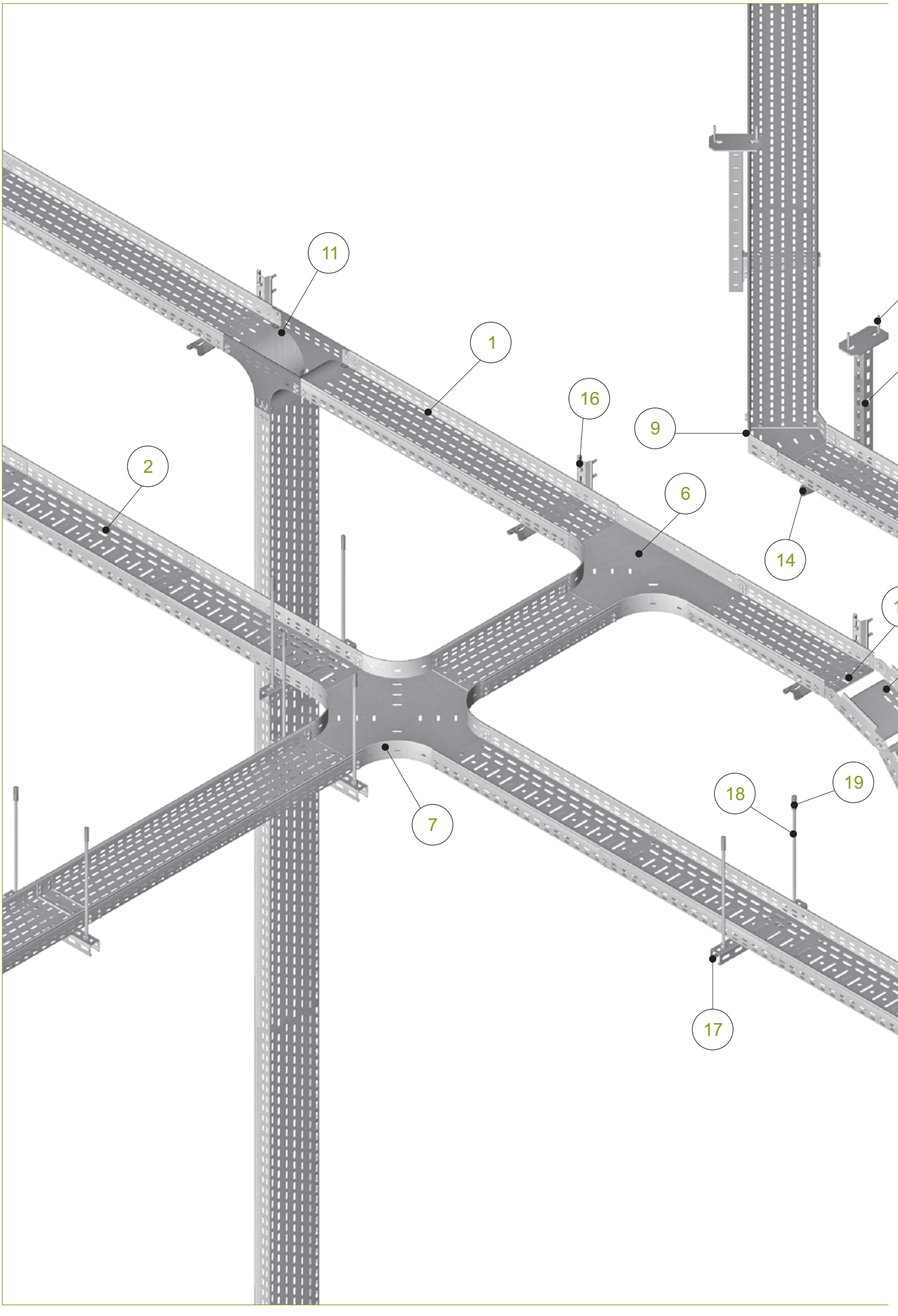

1. Cable Tray **KCJ/KCOJ200H60** I-68
2. Cable Tray **KGJ/KGOJ200H60**. I-67
3.Straight Connector **LPMLH60** I-71
4. Joint Protection Plate **BL/BLO200** I-150
5. Horizontal Bend **KKPJ200H60** I-73
6. Horizontal Tee **TKPJ200H60**. I-77
7. Horizontal Cross-over **CZKPJ200H60** I-79
8. Horizontal Tee **TKJ200H60**. I-76
9. Horizontal Bend 45° **KKMJ200H60** I-74
10. Adjustable Vertical Bend **LLJ200H60** I-86
11. Vertical Tee - Crosswise **TRSJ200H60** I-88
12. Edge Protection Plate **BZK/BZKO200** I-148
13. Ceiling Bracket **WPCW/WPCO...** XII-16
14. Bracket **WMC/WMCO200** XI-6
15. Anchor Bolt **PSRM10x90** X-14
16. Bracket **WFL/WFLO200**. XI-2
17. Support Channel **CWP/CWOP40H40....** IX-12
18. Threaded Rod **PGM8...**. X-3
19. Drop-In Anchor **TRSM8** X-3
20. Angle Reducer **RKJ100H60** I-80
21. Cable Tray **KCJ/KCOJ100H60** I-68

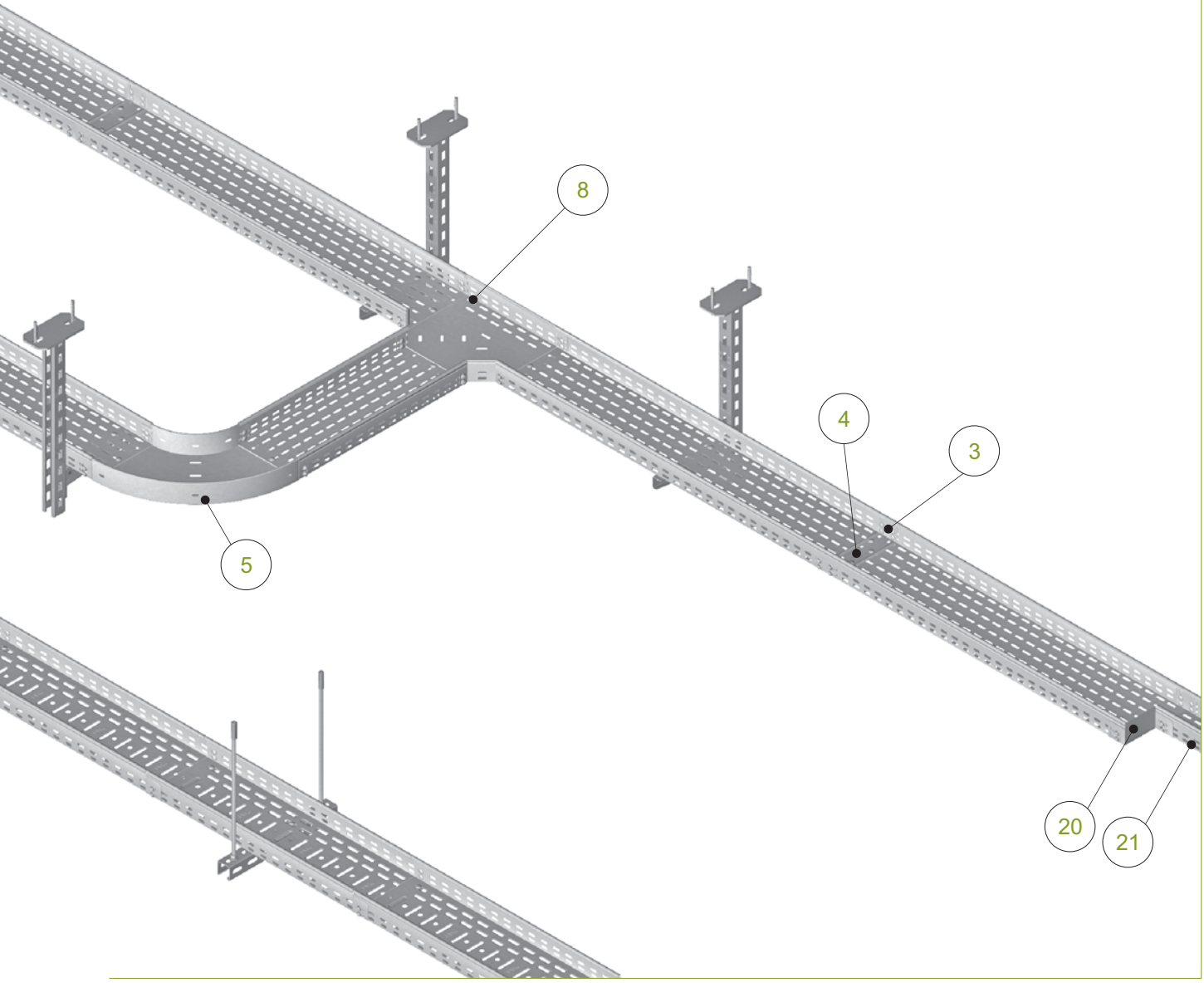

Cable Tray

KG.../KP...35H30

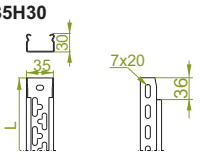

The smallest size of all cable trays from BAKS, ideal for distributing small gauge wires feeding small electrical appliances. Connecting tray sections through sliding them one into another and screwing up. This eliminates the need to apply connectors. Universal perforation in the bottom tray for direct attachment to walls and will suit all types of cantilever brackets from BAKS

KG.../KP...50H30

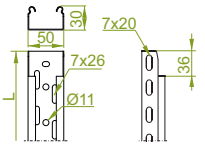

KG...

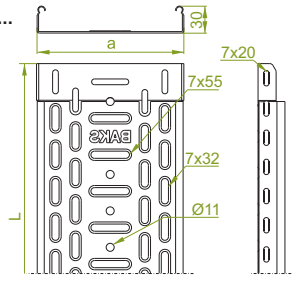

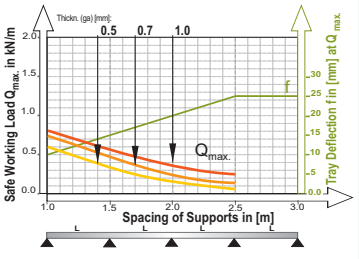

Widths	Usable Cross-Section
35	8.5 cm²
50	13 cm²
100	28 cm²
150	43 cm²
200	58 cm²
300	88 cm²

APPLICATIONS
Cable routing

KGR...H30

≠ 0.5 mm

CODE	Widths a mm	Length L mm	kg 1 m	Catalogue No.	Qty/m
KGR35H30/2	35	2000	0.42	**130103**	20/40
KGR35H30/3	35	3000	0.42	**130203**	20/60
KGR50H30/2	50	2000	0.48	**130105**	20/40
KGR50H30/3	50	3000	0.48	**130205**	20/60
KGR100H30/2	100	2000	0.67	**130917**	12/24
KGR100H30/3	100	3000	0.67	**130916**	12/36
KGR150H30/2	150	2000	0.85	**131017**	8/16
KGR150H30/3	150	3000	0.85	**131016**	8/24
KGR200H30/2	200	2000	1.04	**131117**	6/12
KGR200H30/3	200	3000	1.04	**131116**	6/18
KGR300H30/2	300	2000	1.40	**131217**	6/12
KGR300H30/3	300	3000	1.40	**131216**	6/18

KGL...H30

≠ 0.7 mm

CODE	Widths a mm	Length L mm	kg 1 m	Catalogue No.	Qty/m
KGL35H30/2	35	2000	0.57	**130303**	20/40
KGL35H30/3	35	3000	0.57	**130403**	20/60
KGL50H30/2	50	2000	0.65	**130305**	20/40
KGL50H30/3	50	3000	0.65	**130405**	20/60
KGL100H30/2	100	2000	0.90	**130117**	12/24
KGL100H30/3	100	3000	0.90	**130116**	12/36
KGL150H30/2	150	2000	1.06	**130217**	8/16
KGL150H30/3	150	3000	1.06	**130216**	8/24
KGL200H30/2	200	2000	1.39	**130317**	6/12
KGL200H30/3	200	3000	1.39	**130316**	6/18
KGL300H30/2	300	2000	1.89	**130417**	6/12
KGL300H30/3	300	3000	1.89	**130416**	6/18

KGJ...H30

≠ 1.0 mm

CODE	Widths a mm	Length L mm	kg 1 m	Catalogue No.	Qty/m
KGJ35H30/2	35	2000	0.76	**130503**	20/40 *
KGJ35H30/3	35	3000	0.76	**130603**	20/60
KGJ50H30/2	50	2000	0.86	**130505**	20/40 *
KGJ50H30/3	50	3000	0.86	**130605**	20/60
KGJ100H30/2	100	2000	1.19	**130517**	12/24 *
KGJ100H30/3	100	3000	1.19	**130516**	12/36
KGJ150H30/2	150	2000	1.53	**130617**	8/16 *
KGJ150H30/3	150	3000	1.53	**130616**	8/24
KGJ200H30/2	200	2000	1.86	**130717**	6/12 *
KGJ200H30/3	200	3000	1.86	**130716**	6/18
KGJ300H30/2	300	3000	2.52	**130817**	6/12 *
KGJ300H30/3	300	3000	2.52	**130816**	6/18

* - available on request in qty over 300 m

Possibility of joining cable tray sections together through sliding one into another and connector-free assembly. For the assembly use Screw Sets SGKM6x10 or SGM6x10.
Information on Covers for Cable Trays and on Covers for Fittings are available on pages: 153-162

MATERIAL
Steel, strip-galv. acc. to the Sendzimir method PN-EN 10346:2015-09 (SG)
Available finishes:
F - steel, hot-dip galv.to PN-EN ISO 1461:2011 (HDG) **only for :**
- KGL... of width 50-200 mm
- KGJ...
L - powder coating in a full range of colours (PC) (info p. 4)

Thickn. (ga) ≠ [mm]: 0.5 0.7 1.0 1.2 1.5 2.0

Cable Tray

KB...

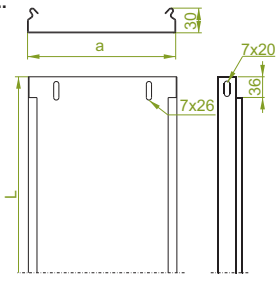

KBR...H30

≠ 0.5 mm

CODE	Widths a mm	Length L mm	kg 1 m	Catalogue No.	Qty/m
KBR35H30/2	35	2000	0.51	130703	20/40
KBR35H30/3	35	3000	0.51	130803	20/60
KBR50H30/2	50	2000	0.58	130705	20/40
KBR50H30/3	50	3000	0.58	130805	20/60
KBR100H30/2	100	2000	0.81	130710	12/24
KBR100H30/3	100	3000	0.81	130810	12/36
KBR150H30/2	150	2000	1.02	130715	8/16
KBR150H30/3	150	3000	1.02	130815	8/24
KBR200H30/2	200	2000	1.25	130720	6/12
KBR200H30/3	200	3000	1.25	130820	6/18
KBR300H30/2	300	2000	1.69	130730	6/12
KBR300H30/3	300	3000	1.69	130830	6/18

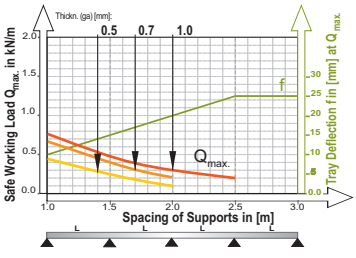

KBL...H30

≠ 0.7 mm

CODE	Widths a mm	Length L mm	kg 1 m	Catalogue No.	Qty/m
KBL35H30/2	35	2000	0.69	130903	20/40
KBL35H30/3	35	3000	0.69	131003	20/60
KBL50H30/2	50	2000	0.78	130905	20/40
KBL50H30/3	50	3000	0.78	131005	20/60
KBL100H30/2	100	2000	1.08	130910	12/24
KBL100H30/3	100	3000	1.08	131010	12/36
KBL150H30/2	150	2000	1.38	130915	8/16
KBL150H30/3	150	3000	1.38	131015	8/24
KBL200H30/2	200	2000	1.68	130920	6/12
KBL200H30/3	200	3000	1.68	131020	6/18
KBL300H30/2	300	2000	2.28	130930	6/12
KBL300H30/3	300	3000	2.28	131030	6/18

KBJ...H30

≠ 1.0 mm

CODE	Widths a mm	Length L mm	kg 1 m	Catalogue No.	Qty/m	
KBJ35H30/2	35	2000	0.92	131103	20/40	*
KBJ35H30/3	35	3000	0.92	131203	20/60	
KBJ50H30/2	50	2000	1.04	131105	20/40	*
KBJ50H30/3	50	3000	1.04	131205	20/60	
KBJ100H30/2	100	2000	1.44	131110	12/24	*
KBJ100H30/3	100	3000	1.44	131210	12/36	
KBJ150H30/2	150	2000	1.84	131115	8/16	*
KBJ150H30/3	150	3000	1.84	131215	8/24	
KBJ200H30/2	200	2000	2.24	131120	6/12	*
KBJ200H30/3	200	3000	2.24	131220	6/18	
KBJ300H30/2	300	2000	3.04	131130	6/12	*
KBJ300H30/3	300	3000	3.04	131230	6/18	

* - available on request in qty over 300 m

Widths	Usable Cross-Section
35	8.5 cm²
50	13 cm²
100	28 cm²
150	43 cm²
200	58 cm²
300	88 cm²

Possibility of joining cable tray sections together through sliding one into another and connector-free assembly. For the assembly use Screw Sets SGKM6x10 or SGM6x10.
Information on Covers for Cable Trays and on Covers for Fittings are available on pages: 153-162

MATERIAL
Steel, strip-galv. acc. to the Sendzimir method PN-EN 10346:2015-09 (SG)
Available finishes:
F - steel, hot-dip galv.to PN-EN ISO 1461:2011 (HDG) **only for orders: KBJ... over 300 m**
E - stainless steel (SS), grade 1.4301 (AISI304)
L - powder coating in a full range of colours (PC) (info p. 4)

APPLICATIONS
Cable routing

Thickn. (ga) ≠ [mm]: 0.5 0.7 1.0 1.2 1.5 2.0

Note. Hot dip galvanizing (PN-EN ISO 1461:2011 (HDG)) and diffusion galvanizing method (PN-EN ISO 17668:2016) for elements up to 200mm will be replaced with zink flake coating method PN-EN ISO 10683:2014-09

Straight Connector

LP...

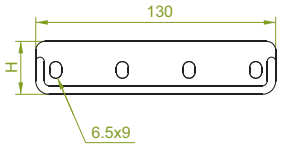

LPLH30

≠ 0.7 mm

CODE	Heights H mm	kg 1 pc.	Catalogue No.	qty
LPLH30	23	0.02	132600	100

LPPH30

≠ 1.5 mm

CODE	Heights H mm	kg 1 pc.	Catalogue No.	qty
LPPH30	23	0.04	132700	100

For the assembly use 4 sets of Screw Sets SGKM6x10 or SGM6x10
Important! Apply Straight Connectors LPL and LPP for sturdy and firm tray joint.



LPM...

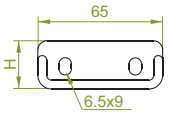

LPMLH30

≠ 0.7 mm

CODE	Heights H mm	kg 1 pc.	Catalogue No.	qty
LPMLH30	23	0.01	132400	100

LPMPH30

≠ 1.5 mm

CODE	Heights H mm	kg 1 pc.	Catalogue No.	qty
LPMPH30	23	0.02	132500	100

For the assembly use 4 sets of Screw Sets SGKM6x10 or SGM6x10

Articulated Connector

LGJ

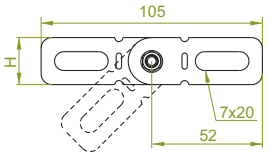

LGJH30

≠ 1.0 mm

CODE	Heights H mm	kg 1 pc.	Catalogue No.	qty
LGJH30	27	0.03	132100	100

For the assembly use 2 sets of Screw Sets SGKM6x10 or SGM6x10

MATERIAL
Steel, strip-galv. acc. to the Sendzimir method PN-EN 10346:2015-09 (SG)
Available finishes:
F - stal cynkowana metodą cynku płatkowego PN-EN ISO 10683:2014-09
E - stainless steel (SS), grade 1.4301 (AISI304)
L - powder coating in a full range of colours (PC) (info p. 4)

Angle Connector

LKJ...

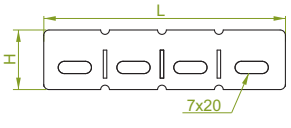

LKJH30

≠ 1.0 mm

CODE	Heights H mm	Length L mm	kg 1 pc.	Catalogue No.	qty
LKJH30	27	140	0.02	132200	100
LKJH30/1	27	1000	0.15	132300	100

Optional bending or break-off of any required length
For the assembly use 2 sets of Screw Sets SGKM6x10 or SGM6x10



MATERIAL
Steel, strip-galv. acc. to the Sendzimir method PN-EN 10346:2015-09 (SG)
Available finishes:
F - steel, hot-dip galv. to PN-EN ISO 1461:2011 (HDG)
E - stainless steel (SS), grade 1.4301 (AISI304)
L - powder coating in a full range of colours (PC) (info p. 4)

APPLICATIONS
Connecting cable routes.

Thickn. (ga) ≠ [mm]: 0.5 | 0.7 | 1.0 | 1.2 | 1.5 | 2.0

90° Horizontal Bend

KK...

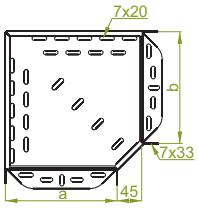

KKL...H30

≠ 0.7 mm

CODE	Widths a=b mm	kg 1 pc.	Catalogue No.	qty
KKL50H30	50	0.10	131305	20
KKL100H30	100	0.18	131310	20
KKL150H30	150	0.29	131315	10
KKL200H30	200	0.42	131320	10
KKL300H30	300	0.82	131330	10

KKJ...H30

≠ 1.0 mm

CODE	Widths a=b mm	kg 1 pc.	Catalogue No.	qty
KKJ50H30	50	0.13	131405	20
KKJ100H30	100	0.23	131410	20
KKJ150H30	150	0.48	131415	10
KKJ200H30	200	0.66	131420	10
KKJ300H30	300	1.16	131430	10

For the assembly use Screw Sets SGKM6x10 or SGM6x10.
In case of special orders please specify dimensions a and b.

KKB...

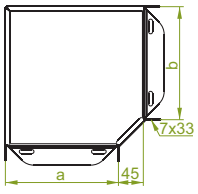

KKBL...H30

≠ 0.7 mm

CODE	Widths a=b mm	kg 1 pc.	Catalogue No.	qty
KKBL50H30	50	0.10	135005	20
KKBL100H30	100	0.18	135010	20
KKBL150H30	150	0.29	135015	10
KKBL200H30	200	0.42	135020	10
KKBL300H30	300	0.82	135030	10

KKBJ...H30

≠ 1.0 mm

CODE	Widths a=b mm	kg 1 pc.	Catalogue No.	qty
KKBJ50H30	50	0.13	135105	20
KKBJ100H30	100	0.23	135110	20
KKBJ150H30	150	0.48	135115	10
KKBJ200H30	200	0.66	135120	10
KKBJ300H30	300	1.16	135130	10

For the assembly use Screw Sets SGKM6x10 or SGM6x10.
In case of special orders please specify dimensions a and b.

KKPJ

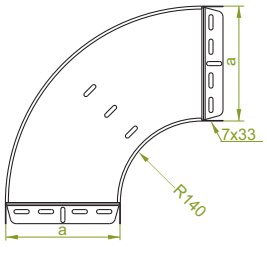

KKPJ...H30

≠ 1.0 mm

CODE	Widths a mm	kg 1 pc.	Catalogue No.	qty
KKPJ50H30	50	0.27	130114	20
KKPJ100H30	100	0.44	130214	20
KKPJ150H30	150	0.64	130314	10
KKPJ200H30	200	0.87	130414	10
KKPJ300H30	300	1.42	130514	10

For the assembly use Screw Sets SGKM6x10 or SGM6x10.

APPLICATIONS
Diversions in cable routing.

MATERIAL
Steel, strip-galv. acc. to the Sendzimir method PN-EN 10346:2015-09 (SG)
Available finishes:
F - steel, hot-dip galv. to PN-EN ISO 1461:2011 (HDG)
E - stainless steel (SS), grade 1.4301 (AISI304)
L - powder coating in a full range of colours (PC) (info p. 4)

Thickn. (ga) ≠ [mm]: 0.5 0.7 1.0 1.2 1.5 2.0

90° Horizontal Bend

KKM...

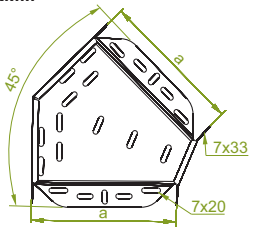

KKML...H30

≠ 0.7 mm

CODE	Widths a mm	kg 1 pc.	Catalogue No.	qty
KKML50H30	50	0.05	131505	20
KKML100H30	100	0.11	131510	20
KKML150H30	150	0.17	131515	10
KKML200H30	200	0.23	131520	10
KKML300H30	300	0.48	131530	10



KKMJ...H30

≠ 1.0 mm

CODE	Widths a mm	kg 1 pc.	Catalogue No.	qty
KKMJ50H30	50	0.09	131605	20
KKMJ100H30	100	0.16	131610	20
KKMJ150H30	150	0.34	131615	10
KKMJ200H30	200	0.39	131620	10
KKMJ300H30	300	0.76	131630	10

For the assembly use Screw Sets SGKM6x10 or SGM6x10.

KKMB...

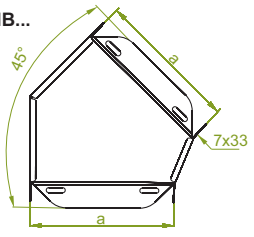

KKMBL...H30

≠ 0.7 mm

CODE	Widths a mm	kg 1 pc.	Catalogue No.	qty
KKMBL50H30	50	0.05	135205	20
KKMBL100H30	100	0.11	135210	20
KKMBL150H30	150	0.17	135215	10
KKMBL200H30	200	0.23	135220	10
KKMBL300H30	300	0.48	135230	10



KKMBJ...H30

≠ 1.0 mm

CODE	Widths a mm	kg 1 pc.	Catalogue No.	qty
KKMBJ50H30	50	0.09	135305	20
KKMBJ100H30	100	0.16	135310	20
KKMBJ150H30	150	0.34	135315	10
KKMBJ200H30	200	0.39	135320	10
KKMBJ300H30	300	0.76	135330	10

For the assembly use Screw Sets SGKM6x10 or SGM6x10.

KKMPJ

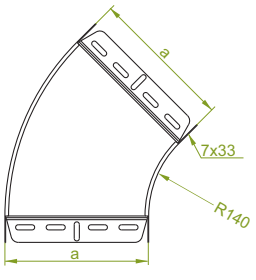

KKMPJ...H30

≠ 1.0 mm

CODE	Widths a mm	kg 1 pc.	Catalogue No.	qty
KKMPJ50H30	50	0.15	130614	20
KKMPJ100H30	100	0.25	130714	20
KKMPJ150H30	150	0.36	130814	10
KKMPJ200H30	200	0.48	130914	10
KKMPJ300H30	300	0.78	131014	10

For the assembly use Screw Sets SGKM6x10 or SGM6x10.

APPLICATIONS
Diversions in cable routing.

MATERIAL
Steel, strip-galv. acc. to the Sendzimir method PN-EN 10346:2015-09 (SG)
Available finishes:
F - steel, hot-dip galv. to PN-EN ISO 1461:2011 (HDG)
E - stainless steel (SS), grade 1.4301 (AISI304)
L - powder coating in a full range of colours (PC) (info p. 4)

Thickn. (ga) ≠ [mm]: 0.5 0.7 1.0 1.2 1.5 2.0

Horizontal Tee

TK...

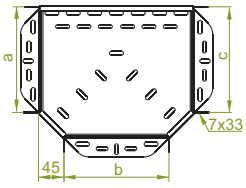

TKL...H30

≠ 0.7 mm

CODE	Widths a=b=c mm	kg 1 pc.	Catalogue No.	qty
TKL50H30	50	0.13	131705	20
TKL100H30	100	0.20	131710	20
TKL150H30	150	0.31	131715	10
TKL200H30	200	0.47	131720	10
TKL300H30	300	0.89	131730	10

TKJ...H30

≠ 1.0 mm

CODE	Widths a=b=c mm	kg 1 pc.	Catalogue No.	qty
TKJ50H30	50	0.17	131805	20
TKJ100H30	100	0.25	131810	20
TKJ150H30	150	0.42	131815	10
TKJ200H30	200	0.61	131820	10
TKJ300H30	300	1.18	131830	10

For the assembly use Screw Sets SGKM6x10 or SGM6x10.
In case of special orders please specify dimensions a, b and c.

TKB...

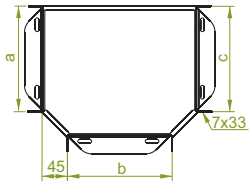

TKBL...H30

≠ 0.7 mm

CODE	Widths a=b=c mm	kg 1 pc.	Catalogue No.	qty
TKBL50H30	50	0.13	135405	20
TKBL100H30	100	0.20	135410	20
TKBL150H30	150	0.31	135415	10
TKBL200H30	200	0.47	135420	10
TKBL300H30	300	0.89	135430	10

TKBJ...H30

≠ 1.0 mm

CODE	Widths a=b=c mm	kg 1 pc.	Catalogue No.	qty
TKBJ50H30	50	0.17	135505	20
TKBJ100H30	100	0.25	135510	20
TKBJ150H30	150	0.42	135515	10
TKBJ200H30	200	0.61	135520	10
TKBJ300H30	300	1.18	135530	10

For the assembly use Screw Sets SGKM6x10 or SGM6x10.
In case of special orders please specify dimensions a, b and c.

TKPJ

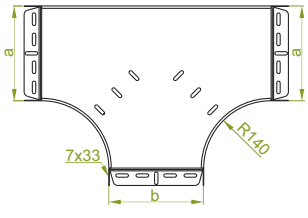

TKPJ...H30

≠ 1.0 mm

CODE	Widths a=b mm	kg 1 pc.	Catalogue No.	qty
TKPJ50H30	50	0.49	131114	20
TKPJ100H30	100	0.76	131214	20
TKPJ150H30	150	1.06	131314	10
TKPJ200H30	200	1.40	131414	10
TKPJ300H30	300	2.20	131514	10

For the assembly use Screw Sets SGKM6x10 or SGM6x10.
In case of special orders please specify dimensions a and b.



APPLICATIONS
Branching out cable routes.

MATERIAL
Steel, strip-galv. acc. to the Sendzimir method PN-EN 10346:2015-09 (SG)
Available finishes:
F - steel, hot-dip galv. to PN-EN ISO 1461:2011 (HDG)
E - stainless steel (SS), grade 1.4301 (AISI304)
L - powder coating in a full range of colours (PC) (info p. 4)

Thickn. (ga) ≠ [mm]: 0.5 0.7 1.0 1.2 1.5 2.0

Horizontal Cross-over

CZK...

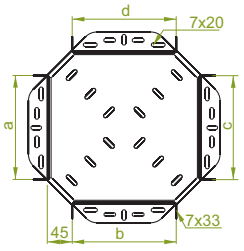

CZKL...H30

≠ 0.7 mm

CODE	Widths a=b=c=d mm	kg 1 pc.	Catalogue No.	qty
CZKL50H30	50	0.16	131905	20
CZKL100H30	100	0.24	131910	20
CZKL150H30	150	0.35	131915	10
CZKL200H30	200	0.49	131920	10
CZKL300H30	300	0.97	131930	10

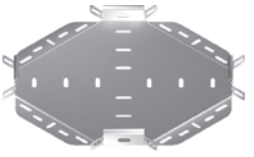

CZKJ...H30

≠ 1.0 mm

CODE	Widths a=b=c=d mm	kg 1 pc.	Catalogue No.	qty
CZKJ50H30	50	0.21	132005	20
CZKJ100H30	100	0.32	132010	20
CZKJ150H30	150	0.46	132015	10
CZKJ200H30	200	0.63	132020	10
CZKJ300H30	300	1.29	132030	10

For the assembly use Screw Sets SGKM6x10 or SGM6x10.
In case of special orders please specify dimensions a, b, c and d.

CZKB...

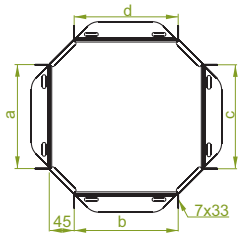

CZKBL...H30

≠ 0.7 mm

CODE	Widths a=b=c=d mm	kg 1 pc.	Catalogue No.	qty
CZKBL50H30	50	0.16	135605	20
CZKBL100H30	100	0.24	135610	20
CZKBL150H30	150	0.35	135615	10
CZKBL200H30	200	0.49	135620	10
CZKBL300H30	300	0.97	135630	10

CZKBJ...H30

≠ 1.0 mm

CODE	Widths a=b=c=d mm	kg 1 pc.	Catalogue No.	qty
CZKBJ50H30	50	0.21	135705	20
CZKBJ100H30	100	0.32	135710	20
CZKBJ150H30	150	0.46	135715	10
CZKBJ200H30	200	0.63	135720	10
CZKBJ300H30	300	1.29	135730	10

For the assembly use Screw Sets SGKM6x10 or SGM6x10.
In case of special orders please specify dimensions a, b, c and d.

CZKPJ

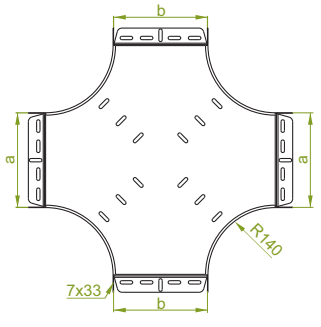

CZKPJ...H30

≠ 1.0 mm

CODE	Widths a=b mm	kg 1 pc.	Catalogue No.	qty
CZKPJ50H30	50	0.66	131614	20
CZKPJ100H30	100	0.98	131714	20
CZKPJ150H30	150	1.33	131814	10
CZKPJ200H30	200	1.73	131914	10
CZKPJ300H30	300	2.63	132014	10

For the assembly use Screw Sets SGKM6x10 or SGM6x10.
In case of special orders please specify dimensions a and b.



APPLICATIONS
Branching out cable routes.

MATERIAL
Steel, strip-galv. acc. to the Sendzimir method PN-EN 10346:2015-09 (SG)
Available finishes:
F - steel, hot-dip galv. to PN-EN ISO 1461:2011 (HDG)
E - stainless steel (SS), grade 1.4301 (AISI304)
L - powder coating in a full range of colours (PC) (info p. 4)

Thickn. (ga) ≠ [mm]: 0.5 0.7 1.0 1.2 1.5 2.0

Add-on Tee

TKDJ

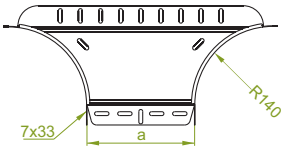

TKDJ...H30

≠ 1.0 mm

CODE	Widths a mm	kg 1 pc.	Catalogue No.	qty
TKDJ50H30	50	0.12	975315	10
TKDJ100H30	100	0.37	139010	10
TKDJ150H30	150	0.44	139015	10
TKDJ200H30	200	0.51	139020	10
TKDJ300H30	300	0.65	139030	10

For the assembly use Screw Sets SGKM6x10 or SGM6x10.

Corner Connector

LRPJ

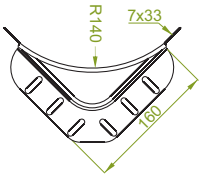

LRPJH30

≠ 1.0 mm

CODE	Heights H mm	kg 1 pc.	Catalogue No.	qty
LRPJH30	30	0.18	133200	100

For the assembly use Screw Sets SGKM6x10 or SGM6x10.

LRJ

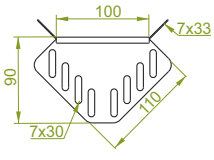

LRJH30

≠ 1.0 mm

CODE	Heights H mm	kg 1 pc.	Catalogue No.	qty
LRJH30	30	0.04	133000	100

For the assembly use Screw Sets SGKM6x10 or SGM6x10.

LRBJ

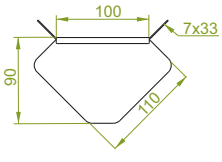

LRBJH30

≠ 1.0 mm

CODE	Heights H mm	kg 1 pc.	Catalogue No.	qty
LRBJH30	30	0.04	133100	100

For the assembly use Screw Sets SGKM6x10 or SGM6x10.

APPLICATIONS
Branching out cable routes.

Angle Reducer

RKJ

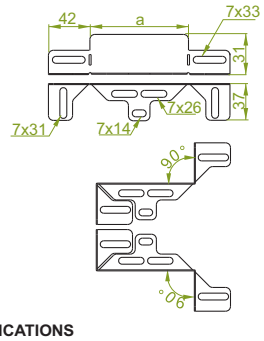

APPLICATIONS
Reducing/extending width of cable runs.

RKJ...H30

≠ 1.0 mm

CODE	Widths a mm	kg 1 pc	Catalogue No.	qty
RKJ50H30	50	0.04	139305	10
RKJ100H30	100	0.06	139310	10
RKJ150H30	150	0.09	139315	10
RKJ200H30	200	0.12	139320	10

For the assembly use Screw Sets SGKM6x10 or SGM6x10.

By selection of apropriate element we can reduce Width of the cable tray by 50, 100, 150 or 200mm. For example by attaching RKJ200H30 to 300mm wide cable tray, we can transfer it to 100mm wide. Angle Reducer can be used with all types of BAKS cable trays



MATERIAL
Steel, strip-galv. acc. to the Sendzimir method PN-EN 10346:2015-09 (SG)
Available finishes:
F - steel, hot-dip galv. to PN-EN ISO 1461:2011 (HDG)
E - stainless steel (SS), grade 1.4301 (AISI304)
L - powder coating in a full range of colours (PC) (info p. 4)

Application example of TKDJ.

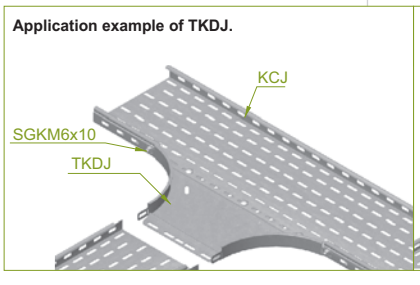

Application example of LRPJH30.

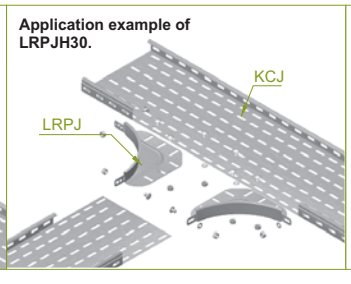

Application example of RKJ...H30

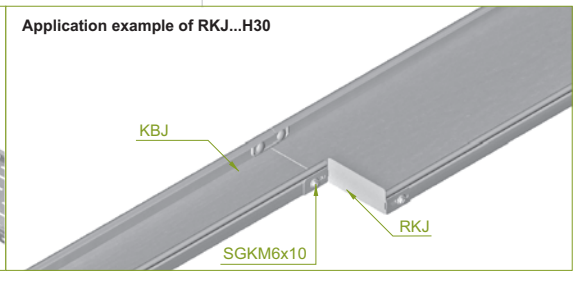

Thickn. (ga) ≠ [mm]: 0.5 | 0.7 | 1.0 | 1.2 | 1.5 | 2.0

Left Reducer

RKL...

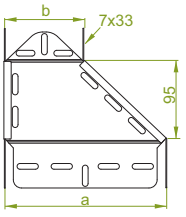

RKLL...H30

≠ 0.7 mm

CODE	Widths a mm	Widths b mm	kg 1 pc.	Catalogue No.	qty
RKLL100/50H30	100	50	0.10	133710	10
RKLL150/100H30	150	100	0.12	133715	10
RKLL200/100H30	200	100	0.13	133720	10
RKLL200/150H30	200	150	0.15	133820	10
RKLL300/200H30	300	200	0.22	133730	10



RKLJ...H30

≠ 1.0 mm

CODE	Widths a mm	Widths b mm	kg 1 pc.	Catalogue No.	qty
RKLJ100/50H30	100	50	0.13	133810	10
RKLJ150/100H30	150	100	0.19	133815	10
RKLJ200/100H30	200	100	0.22	133920	10
RKLJ200/150H30	200	150	0.23	134020	10
RKLJ300/200H30	300	200	0.30	133930	10

For the assembly use Screw Sets SGKM6x10 or SGM6x10.
In case of special orders please specify dimensions a and b.

Right reducer

RKP...

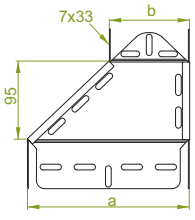

RKPL...H30

≠ 0.7 mm

CODE	Widths a mm	Widths b mm	kg 1 pc.	Catalogue No.	qty
RKPL100/50H30	100	50	0.10	133910	10
RKPL150/100H30	150	100	0.12	133915	10
RKPL200/100H30	200	100	0.13	134120	10
RKPL200/150H30	200	150	0.15	134220	10
RKPL300/200H30	300	200	0.22	134130	10



RKPJ...H30

≠ 1.0 mm

CODE	Widths a mm	Widths b mm	kg 1 pc.	Catalogue No.	qty
RKPJ100/50H30	100	50	0.13	134010	10
RKPJ150/100H30	150	100	0.19	134015	10
RKPJ200/100H30	200	100	0.22	134320	10
RKPJ200/150H30	200	150	0.23	134420	10
RKPJ300/200H30	300	200	0.30	134330	10

For the assembly use Screw Sets SGKM6x10 or SGM6x10.
In case of special orders please specify dimensions a and b.

Straight Reducer

RKS...

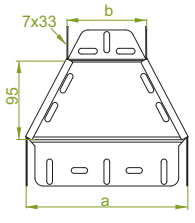

RKSL...H30

≠ 0.7 mm

CODE	Widths a mm	Widths b mm	kg 1 pc.	Catalogue No.	qty
RKSL100/50H30	100	50	0.10	134110	10
RKSL150/100H30	150	100	0.12	134115	10
RKSL200/100H30	200	100	0.13	134520	10
RKSL200/150H30	200	150	0.15	134620	10
RKSL300/200H30	300	200	0.22	134530	10

RKSJ...H30

≠ 1.0 mm

CODE	Widths a mm	Widths b mm	kg 1 pc.	Catalogue No.	qty
RKSJ100/50H30	100	50	0.13	134210	10
RKSJ150/100H30	150	100	0.19	134215	10
RKSJ200/100H30	200	100	0.22	134720	10
RKSJ200/150H30	200	150	0.23	134820	10
RKSJ300/200H30	300	200	0.30	134730	10

For the assembly use Screw Sets SGKM6x10 or SGM6x10.
In case of special orders please specify dimensions a and b.

APPLICATIONS
Reducing/extending width of cable runs.

MATERIAL
Steel, strip-galv. acc. to the Sendzimir method PN-EN 10346:2015-09 (SG)
Available finishes:
F - steel, hot-dip galv. to PN-EN ISO 1461:2011 (HDG)
E - stainless steel (SS), grade 1.4301 (AISI304)
L - powder coating in a full range of colours (PC) (info p. 4)

Thickn. (ga) ≠ [mm]: 0.5 | 0.7 | 1.0 | 1.2 | 1.5 | 2.0

Left Reducer

RKLB...

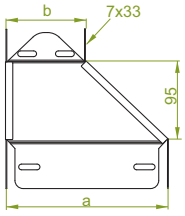

RKLBL...H30

≠ 0.7 mm

CODE	Widths a mm	Widths b mm	kg 1 pc.	Catalogue No.	qty
RKLBL100/50H30	100	50	0.10	137410	10
RKLBL150/100H30	150	100	0.12	137415	10
RKLBL200/100H30	200	100	0.13	137420	10
RKLBL200/150H30	200	150	0.15	137520	10
RKLBL300/200H30	300	200	0.22	137430	10

RKLBJ...H30

≠ 1.0 mm

CODE	Widths a mm	Widths b mm	kg 1 pc.	Catalogue No.	qty
RKLBJ100/50H30	100	50	0.13	137510	10
RKLBJ150/100H30	150	100	0.19	137515	10
RKLBJ200/100H30	200	100	0.22	137620	10
RKLBJ200/150H30	200	150	0.23	137720	10
RKLBJ300/200H30	300	200	0.30	137630	10

For the assembly use Screw Sets SGKM6x10 or SGM6x10.
In case of special orders please specify dimensions a and b.

Right Reducer

RKPB...

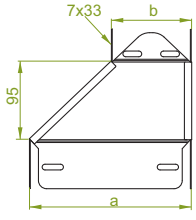

RKPBL...H30

≠ 0.7 mm

CODE	Widths a mm	Widths b mm	kg 1 pc.	Catalogue No.	qty
RKPBL100/50H30	100	50	0.10	137610	10
RKPBL150/100H30	150	100	0.12	137615	10
RKPBL200/100H30	200	100	0.13	137820	10
RKPBL200/150H30	200	150	0.15	137920	10
RKPBL300/200H30	300	200	0.22	137830	10



RKPBJ...H30

≠ 1.0 mm

CODE	Widths a mm	Widths b mm	kg 1 pc.	Catalogue No.	qty
RKPBJ100/50H30	100	50	0.13	137710	10
RKPBJ150/100H30	150	100	0.19	137715	10
RKPBJ200/100H30	200	100	0.22	138020	10
RKPBJ200/150H30	200	150	0.23	138120	10
RKPBJ300/200H30	300	200	0.30	138030	10

For the assembly use Screw Sets SGKM6x10 or SGM6x10.
In case of special orders please specify dimensions a and b.

Straight Reducer

RKSB...

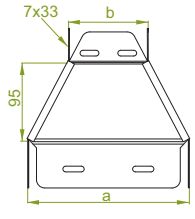

RKSBL...H30

≠ 0.7 mm

CODE	Widths a mm	Widths b mm	kg 1 pc.	Catalogue No.	qty
RKSBL100/50H30	100	50	0.10	137810	10
RKSBL150/100H30	150	100	0.12	137815	10
RKSBL200/100H30	200	100	0.13	138220	10
RKSBL200/150H30	200	150	0.15	138320	10
RKSBL300/200H30	300	200	0.22	138230	10



RKSBJ...H30

≠ 1.0 mm

CODE	Widths a mm	Widths b mm	kg 1 pc.	Catalogue No.	qty
RKSBJ100/50H30	100	50	0.13	137910	10
RKSBJ150/100H30	150	100	0.19	137915	10
RKSBJ200/100H30	200	100	0.22	138420	10
RKSBJ200/150H30	200	150	0.23	138520	10
RKSBJ300/200H30	300	200	0.30	138430	10

For the assembly use Screw Sets SGKM6x10 or SGM6x10.
In case of special orders please specify dimensions a and b.

APPLICATIONS
Reducing/extending width of cable runs.

MATERIAL
Steel, strip-galv. acc. to the Sendzimir method PN-EN 10346:2015-09 (SG)
Available finishes:
F - steel, hot-dip galv. to PN-EN ISO 1461:2011 (HDG)
E - stainless steel (SS), grade 1.4301 (AISI304)
L - powder coating in a full range of colours (PC) (info p. 4)

Thickn. (ga) ≠ [mm]: 0.5 0.7 1.0 1.2 1.5 2.0

Horizontal Bypass

OPZJ

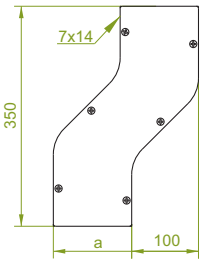

OPZJ...H30

≠ 1.0 mm

CODE	Widths a mm	kg 1 pc.	Catalogue No.	qty
OPZJ50H30	50	0.41	132705	2
OPZJ100H30	100	0.70	132710	2
OPZJ150H30	150	0.96	132715	2
OPZJ200H30	200	1.22	132720	2
OPZJ300H30	300	1.76	132730	2

For the assembly use Screw Sets SGKM6x10 or SGM6x10 and Connectors LPMLH30 or LPMPH30.
Może służyć jako obejście prawe or lewe.



OPZBJ

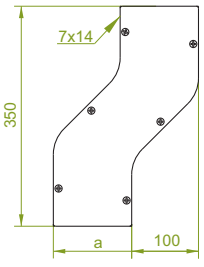

OPZBJ...H30

≠ 1.0 mm

CODE	Widths a mm	kg 1 pc.	Catalogue No.	qty
OPZBJ50H30	50	0.41	136405	2
OPZBJ100H30	100	0.70	136410	2
OPZBJ150H30	150	0.96	136415	2
OPZBJ200H30	200	1.22	136420	2
OPZBJ300H30	300	1.76	136430	2

For the assembly use Screw Sets SGKM6x10 or SGM6x10 and Connectors LPMLH30 or LPMPH30.
Can be used as a left or right bypass.



Vertical Bypass

OPNJ

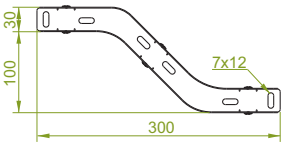

OPNJ...H30

≠ 1.0 mm

CODE	Widths a mm	kg 1 pc.	Catalogue No.	qty
OPNJ50H30	50	0.41	132805	2
OPNJ100H30	100	0.70	132810	2
OPNJ150H30	150	0.96	132815	2
OPNJ200H30	200	1.22	132820	2
OPNJ300H30	300	1.76	132830	2

For the assembly use Screw Sets SGKM6x10 or SGM6x10 and Connectors LPMLH30 or LPMPH30.
Can be used as an upper or bottom bypass.



Vertical Bypass

OPNBJ

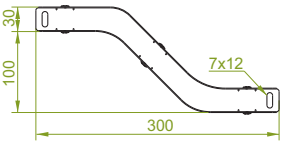

OPNBJ...H30

≠ 1.0 mm

CODE	Widths a mm	kg 1 pc.	Catalogue No.	qty
OPNBJ50H30	50	0.41	136505	2
OPNBJ100H30	100	0.70	136510	2
OPNBJ150H30	150	0.96	136515	2
OPNBJ200H30	200	1.22	136520	2
OPNBJ300H30	300	1.76	136530	2

For the assembly use Screw Sets SGKM6x10 or SGM6x10 and Connectors LPMLH30 or LPMPH30.
Can be used as an upper or bottom bypass.



APPLICATIONS
Bypassing mechanical obstacles in cable routing.

MATERIAL
Steel, strip-galv. acc. to the Sendzimir method PN-EN 10346:2015-09 (SG)
Available finishes:
F - steel, hot-dip galv. to PN-EN ISO 1461:2011 (HDG)
E - stainless steel (SS), grade 1.4301 (AISI304)
L - powder coating in a full range of colours (PC) (info p. 4)

Thickn. (ga) ≠ [mm]: 0.5 0.7 1.0 1.2 1.5 2.0

90° Vertical Bend

LUJ

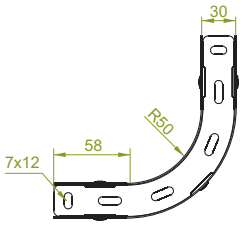

LUJ...H30

≠ 1.0 mm

CODE	Widths a mm	kg 1 pc.	Catalogue No.	qty
LUJ50H30	50	0.50	132105	2
LUJ100H30	100	0.76	132110	2
LUJ150H30	150	1.04	132115	2
LUJ200H30	200	1.32	132120	2
LUJ300H30	300	1.88	132130	2

For the assembly use Screw Sets SGKM6x10 or SGM6x10 and Connectors LPMLH30 or LPMPH30. Can be used as an external or internal bend.



ORJ

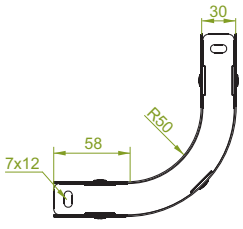

ORJ...H30

≠ 1.0 mm

CODE	Widths a mm	kg 1 pc.	Catalogue No.	qty
orJ50H30	50	0.50	135805	2
orJ100H30	100	0.76	135810	2
orJ150H30	150	1.04	135815	2
orJ200H30	200	1.32	135820	2
orJ300H30	300	1.88	135830	2

For the assembly use Screw Sets SGKM6x10 or SGM6x10 and Connectors LPMLH30 or LPMPH30. Can be used as an external or internal bend.



LUPJ

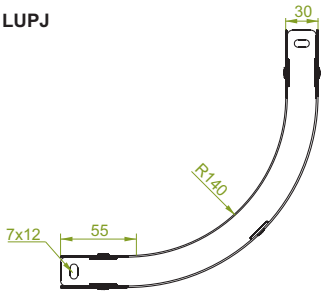

LUPJ...H30

≠ 1.0 mm

CODE	Widths a mm	kg 1 pc.	Catalogue No.	qty
LUPJ50H30	50	0.58	132114	2
LUPJ100H30	100	0.83	132214	2
LUPJ150H30	150	1.12	132314	2
LUPJ200H30	200	1.46	132414	2
LUPJ300H30	300	2.16	132514	2

For the assembly use Screw Sets SGKM6x10 or SGM6x10 and Connectors LPMLH30 or LPMPH30. Can be used as an external or internal bend.



45° Vertical Bend

LUMJ

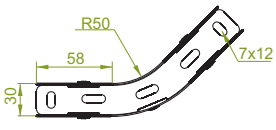

LUMJ...H30

≠ 1.0 mm

CODE	Widths a mm	kg 1 pc.	Catalogue No.	qty
LUMJ50H30	50	0.34	132205	2
LUMJ100H30	100	0.52	132210	2
LUMJ150H30	150	0.72	132215	2
LUMJ200H30	200	0.92	132220	2
LUMJ300H30	300	1.30	132230	2

For the assembly use Screw Sets SGKM6x10 or SGM6x10 and Connectors LPMLH30 or LPMPH30. Can be used as an external or internal bend.



LUMBJ

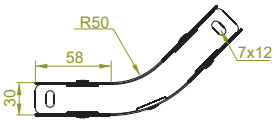

LUMBJ...H30

≠ 1.0 mm

CODE	Widths a mm	kg 1 pc.	Catalogue No.	qty
LUMBJ50H30	50	0.34	135905	2
LUMBJ100H30	100	0.52	135910	2
LUMBJ150H30	150	0.72	135915	2
LUMBJ200H30	200	0.92	135920	2
LUMBJ300H30	300	1.30	135930	2

For the assembly use Screw Sets SGKM6x10 or SGM6x10 and Connectors LPMLH30 or LPMPH30. Can be used as an external or internal bend.



LUMPJ



LUMPJ...H30

≠ 1.0 mm

CODE	Widths a mm	kg 1 pc.	Catalogue No.	qty
LUMPJ50H30	50	0.40	132614	2
LUMPJ100H30	100	0.60	132714	2
LUMPJ150H30	150	0.82	132814	2
LUMPJ200H30	200	1.64	132914	2
LUMPJ300H30	300	1.97	133014	2

For the assembly use Screw Sets SGKM6x10 or SGM6x10 and Connectors LPMLH30 or LPMPH30. Can be used as an external or internal bend.



APPLICATIONS
Diversions in cable routing.

MATERIAL
Steel, strip-galv. acc. to the Sendzimir method PN-EN 10346:2015-09 (SG)
Available finishes:
F - steel, hot-dip galv. to PN-EN ISO 1461:2011 (HDG)
E - stainless steel (SS), grade 1.4301 (AISI304)
L - powder coating in a full range of colours (PC) (info p. 4)

Thickn. (ga) ≠ [mm]: 0.5 | 0.7 | 1.0 | 1.2 | 1.5 | 2.0

Adjustable Vertical Bend

LL...

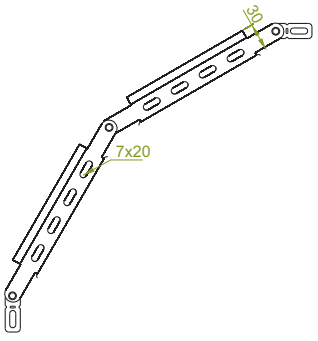

LLL...H30

≠ 0.7 mm

CODE	Widths a mm	kg 1 pc	Catalogue No.	Qty
LLL50H30	50	0.45	132305	2
LLL100H30	100	0.57	132310	2
LLL150H30	150	0.65	132315	2
LLL200H30	200	0.83	132320	2
LLL300H30	300	1.07	132330	2

LLJ...H30

≠ 1.0 mm

CODE	Widths a mm	kg 1 pc	Catalogue No.	Qty
LLJ50H30	50	0.55	132405	2
LLJ100H30	100	0.73	132410	2
LLJ150H30	150	0.89	132415	2
LLJ200H30	200	1.05	132420	2
LLJ300H30	300	1.39	132430	2

For the assembly use Screw Sets SGKM6x10 or SGM6x10
Adjustable Vertical Bend is delivered fully assembled together with: 2 Adjustable Vertical Bend Elements 4 parts of the 2-part Angle Connector item, 6 sets of screws

Adjustable Vertical Bend Element

EL...

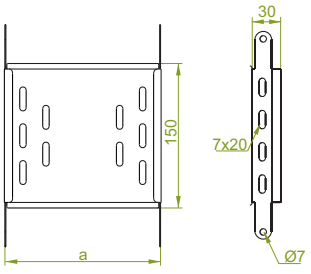

ELL...H30

≠ 0.7 mm

CODE	Widths a mm	kg 1 pc	Catalogue No.	Qty
ELL50H30	50	0.16	132505	4
ELL100H30	100	0.22	132510	4
ELL150H30	150	0.26	132515	4
ELL200H30	200	0.35	132520	4
ELL300H30	300	0.47	132530	4

ELJ...H30

≠ 1.0 mm

CODE	Widths a mm	kg 1 pc	Catalogue No.	Qty
ELJ50H30	50	0.21	132605	4
ELJ100H30	100	0.30	132610	4
ELJ150H30	150	0.38	132615	4
ELJ200H30	200	0.46	132620	4
ELJ300H30	300	0.63	132630	4

Possibility of creating adjustable vertical bends of any internal radius through adding up bend elements

Adjustable Vertical Bend

LLB...

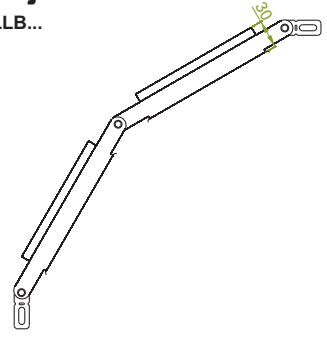

LLBL...H30

≠ 0.7 mm

CODE	Widths a mm	kg 1 pc	Catalogue No.	Qty
LLBL50H30	50	0.45	136005	2
LLBL100H30	100	0.57	136010	2
LLBL150H30	150	0.65	136015	2
LLBL200H30	200	0.83	136020	2
LLBL300H30	300	1.07	136030	2

LLBJ...H30

≠ 1.0 mm

CODE	Widths a mm	kg 1 pc	Catalogue No.	Qty
LLBJ50H30	50	0.55	136105	2
LLBJ100H30	100	0.73	136110	2
LLBJ150H30	150	0.89	136115	2
LLBJ200H30	200	1.05	136120	2
LLBJ300H30	300	1.39	136130	2

For the assembly use Screw Sets SGKM6x10 or SGM6x10
Adjustable Vertical Bend is delivered fully assembled together with: 2 Adjustable Vertical BendbElements 4 parts of the 2-part Angle Connector item, 6 sets of screws

Adjustable Vertical Bend Element

ELB...

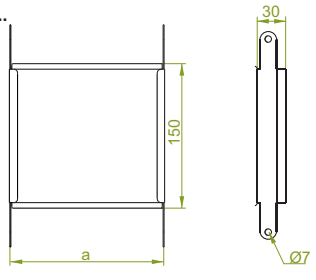

APPLICATIONS
Diversions in cable routing.

ELBL...H30

≠ 0.7 mm

CODE	Widths a mm	kg 1 pc	Catalogue No.	Qty
ELBL50H30	50	0.16	136205	4
ELBL100H30	100	0.22	136210	4
ELBL150H30	150	0.26	136215	4
ELBL200H30	200	0.35	136220	4
ELBL300H30	300	0.47	136230	4

ELBJ...H30

≠ 1.0 mm

CODE	Widths a mm	kg 1 pc	Catalogue No.	Qty
ELBJ50H30	50	0.21	136305	4
ELBJ100H30	100	0.30	136310	4
ELBJ150H30	150	0.38	136315	4
ELBJ200H30	200	0.46	136320	4
ELBJ300H30	300	0.63	136330	4

Possibility of creating adjustable vertical bends of any internal radius through adding up bend elements.



MATERIAL
Steel, strip-galv. acc. to the Sendzimir method PN-EN 10346:2015-09 (SG)
Available finishes:
F - steel, hot-dip galv. to PN-EN ISO 1461:2011 (HDG)
E - stainless steel (SS), grade 1.4301 (AISI304)
L - powder coating in a full range of colours (PC) (info p. 4)

Thickn. (ga) ≠ [mm]: 0.5 0.7 1.0 1.2 1.5 2.0

Vertical Elbow - Right

KRPJ

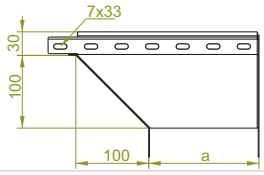

KRPJ...H30

≠ 1.0 mm

CODE	Widths a mm	kg 1 pc.	Catalogue No.	qty
KRPJ50H30	50	0.40	133205	1
KRPJ100H30	100	0.62	133210	1
KRPJ150H30	150	0.94	133215	1
KRPJ200H30	200	1.24	133220	1
KRPJ300H30	300	1.87	133230	1

For the assembly use Screw Sets SGKM6x10 or SGM6x10.



KRPBJ

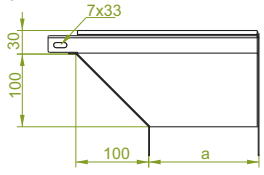

KRPBJ...H30

≠ 1.0 mm

CODE	Widths a mm	kg 1 pc.	Catalogue No.	qty
KRPBJ50H30	50	0.40	136905	1
KRPBJ100H30	100	0.62	136910	1
KRPBJ150H30	150	0.94	136915	1
KRPBJ200H30	200	1.24	136920	1
KRPBJ300H30	300	1.87	136930	1

For the assembly use Screw Sets SGKM6x10 or SGM6x10.

Vertical Elbow - Left

KRLJ

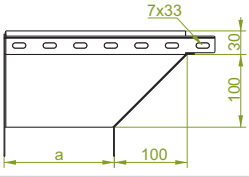

KRLJ...H30

≠ 1.0 mm

CODE	Widths a mm	kg 1 pc.	Catalogue No.	qty
KRLJ50H30	50	0.40	133005	1
KRLJ100H30	100	0.62	133010	1
KRLJ150H30	150	0.94	133015	1
KRLJ200H30	200	1.24	133020	1
KRLJ300H30	300	1.87	133030	1

For the assembly use Screw Sets SGKM6x10 or SGM6x10.



KRLBJ

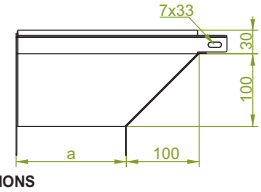

KRLBJ...H30

≠ 1.0 mm

CODE	Widths a mm	kg 1 pc.	Catalogue No.	qty
KRLBJ50H30	50	0.40	136705	1
KRLBJ100H30	100	0.62	136710	1
KRLBJ150H30	150	0.94	136715	1
KRLBJ200H30	200	1.24	136720	1
KRLBJ300H30	300	1.87	136730	1

For the assembly use Screw Sets SGKM6x10 or SGM6x10.

APPLICATIONS
Diversions in cable routing.

Vertical Tee - Lengthwise

TRJ

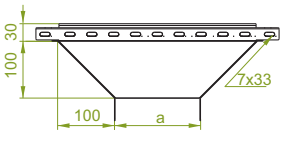

TRJ...H30

≠ 1.0 mm

CODE	Widths a mm	kg 1 pc.	Catalogue No.	qty
TRJ50H30	50	0.54	133405	1
TRJ100H30	100	0.77	133410	1
TRJ150H30	150	1.11	133415	1
TRJ200H30	200	1.47	133420	1
TRJ300H30	300	2.31	133430	1

For the assembly use Screw Sets SGKM6x10 or SGM6x10.



TRBJ

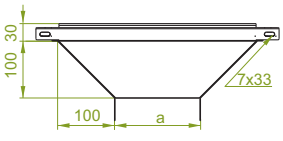

TRBJ...H30

≠ 1.0 mm

CODE	Widths a mm	kg 1 pc.	Catalogue No.	qty
TRBJ50H30	50	0.54	137105	1
TRBJ100H30	100	0.77	137110	1
TRBJ150H30	150	1.11	137115	1
TRBJ200H30	200	1.47	137120	1
TRBJ300H30	300	2.31	137130	1

For the assembly use Screw Sets SGKM6x10 or SGM6x10.

Vertical Tee - Crosswise

TRSJ

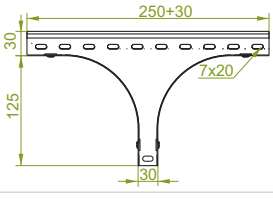

TRSJ...H30

≠ 1.0 mm

CODE	Widths a mm	kg 1 pc.	Catalogue No.	qty
TRSJ50H30	50	0.52	133605	1
TRSJ100H30	100	0.68	133610	1
TRSJ150H30	150	0.86	133615	1
TRSJ200H30	200	1.06	133620	1
TRSJ300H30	300	1.43	133630	1

For the assembly use Screw Sets SGKM6x10 or SGM6x10 and ConnectorsLPMLH30 or LPMPH30.



TRSBJ

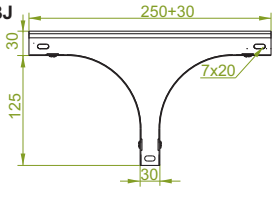

TRSBJ...H30

≠ 1.0 mm

CODE	Widths a mm	kg 1 pc.	Catalogue No.	qty
TRSBJ50H30	50	0.52	137305	1
TRSBJ100H30	100	0.68	137310	1
TRSBJ150H30	150	0.86	137315	1
TRSBJ200H30	200	1.06	137320	1
TRSBJ300H30	300	1.43	137330	1

For the assembly use Screw Sets SGKM6x10 or SGM6x10 and ConnectorsLPMLH30 or LPMPH30.

APPLICATIONS
Branching out cable routes.

MATERIAL
Steel, strip-galv. acc. to the Sendzimir method PN-EN 10346:2015-09 (SG)
Available finishes:
F - steel, hot-dip galv. to PN-EN ISO 1461:2011 (HDG)
E - stainless steel (SS), grade 1.4301 (AISI304)
L - powder coating in a full range of colours (PC) (info p. 4)

Thickn. (ga) ≠ [mm]: 0.5 | 0.7 | 1.0 | 1.2 | 1.5 | 2.0

Cable Tray

KG.../KC.../KP...50H42

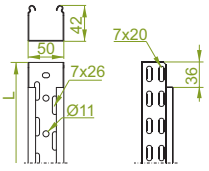

KG...

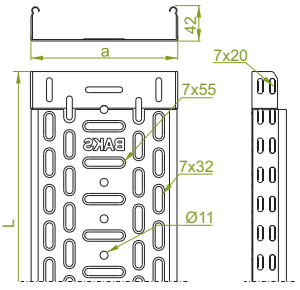

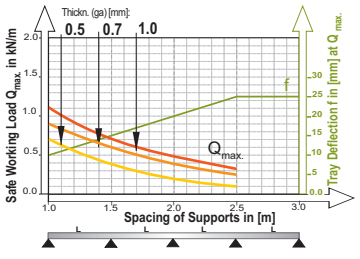

Width	Usable Cross-Section
50	19 cm²
100	40 cm²
150	61 cm²
200	82 cm²
300	124 cm²
400	166 cm²
500	208 cm²
600	250 cm²

APPLICATIONS
Cable routing

KGR...H42

≠ 0.5 mm

CODE	Width a mm	Length L mm	kg 1 m	Catalogue No.	Qty/m
KGR50H42/2	50	2000	0.55	**140105**	20/40
KGR50H42/3	50	3000	0.55	**140205**	12/36
KGR100H42/2	100	2000	0.73	**141517**	12/24
KGR100H42/3	100	3000	0.73	**141516**	12/36
KGR150H42/2	150	2000	0.92	**141617**	8/16
KGR150H42/3	150	3000	0.92	**141616**	8/24
KGR200H42/2	200	2000	1.10	**141717**	6/12
KGR200H42/3	200	3000	1.10	**141716**	6/18
KGR300H42/2	300	2000	1.45	**141817**	6/12
KGR300H42/3	300	3000	1.45	**141816**	6/18

KGL...H42

≠ 0.7 mm

CODE	Width a mm	Length L mm	kg 1 m	Catalogue No.	Qty/m
KGL/KCL50H42/2	50	2000	0.76	**140305**	20/40
KGL/KCL50H42/3	50	3000	0.76	**140405**	12/36
KGL100H42/2	100	2000	1.00	**140117**	12/24
KGL100H42/3	100	3000	1.00	**140116**	12/36
KGL150H42/2	150	2000	1.26	**140217**	8/16
KGL150H42/3	150	3000	1.26	**140216**	8/24
KGL200H42/2	200	2000	1.51	**140317**	6/12
KGL200H42/3	200	3000	1.51	**140316**	6/18
KGL300H42/2	300	2000	1.99	**140417**	6/12
KGL300H42/3	300	3000	1.99	**140416**	6/18
KGL400H42/3	400	3000	2.50	**140516**	4/12
KGL500H42/3	500	3000	2.91	**140616**	2/6
KGL600H42/3	600	3000	3.33	**140716**	2/6

Note!
Possibility of cable tray manufacturing in 6 m sections for orders over 300 m



KGJ...H42

≠ 1.0 mm

CODE	Width a mm	Length L mm	kg 1 m	Catalogue No.	Qty/m
KGJ/KCJ50H42/3	50	3000	1.08	**140605**	12/36
KGJ100H42/3	100	3000	1.41	**140816**	12/36
KGJ150H42/3	150	3000	1.75	**140916**	8/24
KGJ200H42/3	200	3000	2.08	**141016**	6/18
KGJ300H42/3	300	3000	2.74	**141116**	6/18
KGJ400H42/3	400	3000	3.41	**141216**	4/12
KGJ500H42/3	500	3000	4.07	**141316**	2/6
KGJ600H42/3	600	3000	4.73	**141416**	2/6

Possibility of joining cable tray sections together through sliding one into another and connector-free assembly. For the assembly use Screw Sets SGKM6x10 or SGM6x10. Information on Covers for Cable Trays and Fittings are available on pages: 153-162

Note!
Possibility of cable tray manufacturing in 6 m sections for orders over 300 m

MATERIAL
Steel, strip-galv. acc. to the Sendzimir method PN-EN 10346:2015-09 (SG)
Available finishes:
F - steel, hot-dip galv.to PN-EN ISO 1461:2011 (HDG) **only for :**
- KGL... of width 50-200mm
- KGJ...
L - powder coating in a full range of colours (PC) (info p. 4)

NEW type of cable trays from BAKS with stamping around the slots in the cable tray bottom

Benefits of the New System:
- **sidewall (side rail) perforation sized 7x20mm laid in a row, one over another**
- **dense perforation with stamping around the slots for excellent heat transfer - designed to enable cable tray installation on supports from BAKS anywhere within the system**
- **transverse stamping around the slots in the cable tray bottom for even 20% increased strength**
- **longitudinal ribbed stiffening of cable tray flange edges allow the covers to snap firmly into place**
- **slotted holes Ø11 in the cable tray bottom allow for suspension on a threaded rod**
- **cut in the flange at the cable tray end and the shift of the last-row slots to the end enable sliding one section into another, and connector-free assembly**
- **the shape of sheet-metal stamping along the end edges of the cable tray bottom prevents from cables damage upon their distribution (cable pulling)**

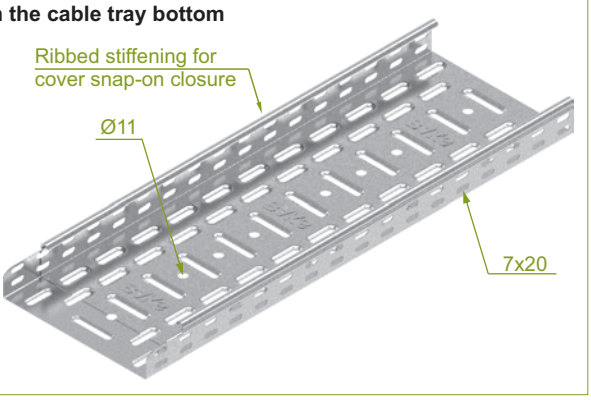

Cable Tray

KG.../KC.../KP...50H42

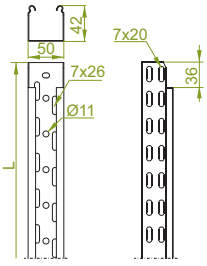

KCL...H42

≠ 0.7 mm

CODE	Width a mm	Length L mm	kg 1 m	Catalogue No.	Qty/m
KGL/KCL50H42/2	50	2000	0.76	**140305**	20/40
KGL/KCL50H42/3	50	3000	0.76	**140405**	12/36
KCL100H42/3	100	3000	1.00	**140810**	12/36
KCL150H42/3	150	3000	1.26	**140815**	8/24
KCL200H42/3	200	3000	1.51	**140820**	6/18
KCL300H42/3	300	3000	1.99	**140830**	6/18
KCL400H42/3	400	3000	2.50	**140840**	4/12
KCL500H42/3	500	3000	2.91	**140850**	2/6
KCL600H42/3	600	3000	3.33	**140860**	2/6

KC...

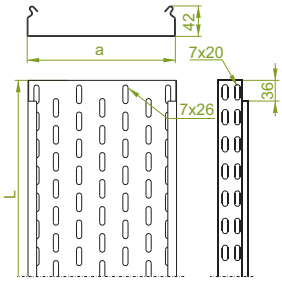

KCJ...H42

≠ 1.0 mm

CODE	Width a mm	Length L mm	kg 1 m	Catalogue No.	Qty/m
KGJ/KCJ50H42/2	50	2000	1.08	**140505**	12/24
KGJ/KCJ50H42/3	50	3000	1.08	**140605**	12/36
KCJ100H42/3	100	3000	1.41	**141010**	12/36
KCJ150H42/3	150	3000	1.75	**141015**	8/24
KCJ200H42/3	200	3000	2.08	**141020**	6/18
KCJ300H42/3	300	3000	2.74	**141030**	6/18
KCJ400H42/3	400	3000	3.41	**140240**	4/12
KCJ500H42/3	500	3000	4.07	**140250**	2/6
KCJ600H42/3	600	3000	4.73	**140260**	2/6

Possibility of joining cable tray sections together through sliding one into another and connector-free assembly. For the assembly use Screw Sets SGKM6x10 or SGM6x10.

On request, available in 1.2mm and 1.5mm thickness (assembly requiring connectors), as well as in 2m pieces.
Information on Covers for Cable Trays and on Covers for Fittings are available on pages: 153-162

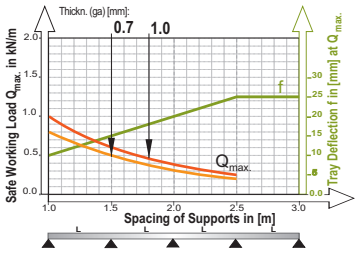

Width	Usable Cross-Section
50	19 cm²
100	40 cm²
150	61 cm²
200	82 cm²
300	124 cm²
400	166 cm²
500	208 cm²
600	250 cm²

MATERIAL
Steel, strip-galv. acc. to the Sendzimir method PN-EN 10346:2015-09 (SG)
Available finishes:
F - steel, hot-dip galv.to PN-EN ISO 1461:2011 (HDG) **only for orders: KCJ... over 300 m**
E - stainless steel (SS), grade 1.4301 (AISI304), with rare perforation in the tray (above image)
L - powder coating in a full range of colours (PC) (info p. 4)

APPLICATIONS
Cable routing

Thickn. (ga) ≠ [mm]: 0.5 | 0.7 | 1.0 | 1.2 | 1.5 | 2.0

Cable Tray

KAJ...H42

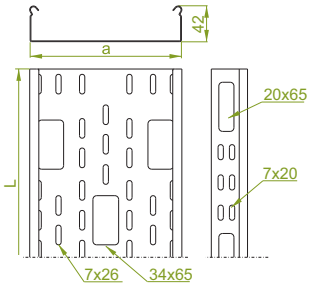

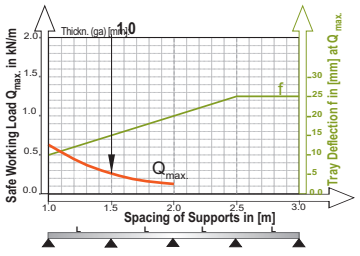

KAJ...H42

≠ 1.0 mm

CODE	Width a mm	Length L mm	kg 1 m	Catalogue No.	Qty/m
KAJ50H42/3	50	3000	1.08	150716	12/36
KAJ100H42/3	100	3000	1.37	150816	12/36
KAJ150H42/3	150	3000	1.70	150916	8/24
KAJ200H42/3	200	3000	2.02	151016	6/18
KAJ300H42/3	300	3000	2.66	151116	6/18
KAJ400H42/3	400	3000	3.31	151216	4/12
KAJ500H42/3	500	3000	3.95	151316	2/6
KAJ600H42/3	600	3000	4.59	151416	2/6

Joining cable tray sections together only through the use of of connectors (lack of cut in the flange at the end of side profile). For installation use Screw Sets SGKM6x10 or SGM6x10. Information on Covers for Cable Trays and on Covers for Fittings are available on pages: 153-162

MATERIAL
Steel, strip-galv. acc. to the Sendzimir method PN-EN 10346:2015-09 (SG)
Available finishes:
F - steel, hot-dip galv.to PN-EN ISO 1461:2011 (HDG) **only for orders: KAJ... over 300 m**
E - stainless steel (SS), grade 1.4301 (AISI304), with rare perforation in the tray (above image)
L - powder coating in a full range of colours (PC) (info p. 4)

Cable Protection Ring

NO...

APPLICATIONS
It allows for safe cable pulling from the tray side

NO20-24x65

CODE	Width a mm	Catalogue No.	Qty
NO24-26x65	65	142004	100

NO34x65

CODE	Width a mm	Height H mm	Catalogue No.	Qty
NO34x65	65	34	142002	100

MATERIAL
Polyethylene. Standard colour: green to RAL 6029.
Available finishes white to RAL 9010. silver to RAL 9006.

Cable Tray

KO...

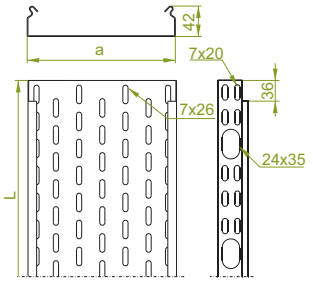

Width	Usable Cross-Section
50	19 cm²
100	40 cm²
150	61 cm²
200	82 cm²
300	124 cm²
400	166 cm²
500	208 cm²
600	250 cm²

APPLICATIONS
Cable routing

KOL...H42

≠ 0.7 mm

CODE	Width a mm	Length L mm	kg 1 m	Catalogue No.	Qty/m
KOL50H42/2	50	2000	0.76	141105	20/40
KOL50H42/3	50	3000	0.76	141205	20/60
KOL100H42/2	100	2000	1.00	141110	12/24
KOL100H42/3	100	3000	1.00	141210	12/36
KOL150H42/2	150	2000	1.26	141115	8/16
KOL150H42/3	150	3000	1.26	141215	6/18
KOL200H42/2	200	2000	1.51	141120	6/12
KOL200H42/3	200	3000	1.51	141220	6/18
KOL300H42/2	300	2000	1.99	141130	6/12
KOL300H42/3	300	3000	1.99	141230	6/18

The following substitutes are recommended: Cable trays KAJ... H42 with improved strength parameters and increased number of holes to facilitate cable routing

KOJ...H42

≠ 1.0 mm

CODE	Width a mm	Length L mm	kg 1 m	Catalogue No.	Qty/m
KOJ50H42/2	50	2000	1.08	141305	12/24
KOJ50H42/3	50	3000	1.08	141405	12/36
KOJ100H42/2	100	2000	1.41	141310	12/24
KOJ100H42/3	100	3000	1.41	141410	12/36
KOJ150H42/2	150	2000	1.75	141315	6/12
KOJ150H42/3	150	3000	1.75	141415	6/18
KOJ200H42/2	200	2000	2.08	141320	6/12
KOJ200H42/3	200	3000	2.08	141420	6/18
KOJ300H42/2	300	2000	2.74	141330	6/12
KOJ300H42/3	300	3000	2.74	141430	6/18

Possibility of joining cable tray sections together through sliding one into another and connector-free assembly. For the assembly use Screw Sets SGKM6x10 or SGM6x10. Information on Covers for Cable Trays and Fittings are available on pages: 153-162

MATERIAL
Steel, strip-galv. acc. to the Sendzimir method PN-EN 10346:2015-09 (SG)
Available finishes:
F - steel, hot-dip galv.to PN-EN ISO 1461:2011 (HDG) **only for orders: KOJ... over 300 m**
E - stainless steel (SS), grade 1.4301 (AISI304)
L - powder coating in a full range of colours (PC) (info p. 4)

Cable Protection Ring

NO24x35

APPLICATIONS
It allows for safe cable pulling from the tray side. By breaking off given strap pieces the opening can be adjusted to the size of an electric cable bunch.

NO24x35

CODE	Width a mm	Height H mm	Catalogue No.	Qty
NO24x35	35	24	141000	100

MATERIAL
Polyethylene. Standard colour: green to RAL 6029.
Available finishes white to RAL 9010. silver to RAL 9006.

Thickn. (ga) ≠ [mm]: 0.5 | 0.7 | 1.0 | 1.2 | 1.5 | 2.0

Cable Tray

KB...

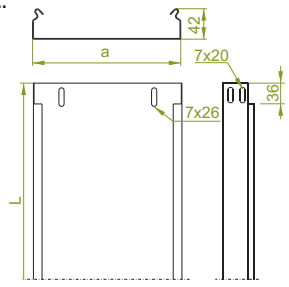

KBR...H42

≠ 0.5 mm

CODE	Width a mm	Length L mm	kg 1 m	Catalogue No.	Qty/m
KBR50H42/2	50	2000	0.69	141505	20/40
KBR50H42/3	50	3000	0.69	141605	20/60
KBR100H42/2	100	2000	0.91	141510	12/24
KBR100H42/3	100	3000	0.91	141610	12/36
KBR150H42/2	150	2000	1.14	141515	8/16
KBR150H42/3	150	3000	1.14	141615	8/24
KBR200H42/2	200	2000	1.36	141520	6/12
KBR200H42/3	200	3000	1.36	141620	6/18
KBR300H42/2	300	2000	1.80	141530	6/12
KBR300H42/3	300	3000	1.80	141630	6/18

Possibility of joining cable tray sections together through sliding one into another and connector-free assembly. For the assembly use Screw Sets SGKM6x10 or SGM6x10. Information on Covers for Cable Trays and Fittings are available on pages: 153-162

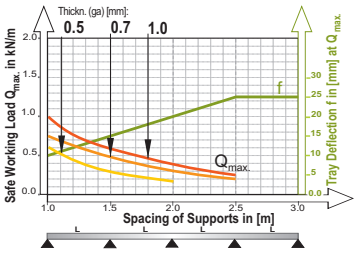

KBL...H42

≠ 0.7 mm

CODE	Width a mm	Length L mm	kg 1 m	Catalogue No.	Qty/m
KBL50H42/2	50	2000	0.92	141705	20/40
KBL50H42/3	50	3000	0.92	141805	20/60
KBL100H42/2	100	2000	1.22	141710	12/24
KBL100H42/3	100	3000	1.22	141810	12/36
KBL150H42/2	150	2000	1.52	141715	8/16
KBL150H42/3	150	3000	1.52	141815	6/18
KBL200H42/2	200	2000	1.82	141720	6/12
KBL200H42/3	200	3000	1.82	141820	6/18
KBL300H42/2	300	2000	2.42	141730	6/12
KBL300H42/3	300	3000	2.42	141830	6/18

Possibility of joining cable tray sections together through sliding one into another and connector-free assembly. For the assembly use Screw Sets SGKM6x10 or SGM6x10. Information on Covers for Cable Trays and Fittings are available on pages: 153-162

Width	Usable Cross-Section
50	19 cm²
100	40 cm²
150	61 cm²
200	82 cm²
300	124 cm²
400	166 cm²
500	208 cm²
600	250 cm²

KBJ...H42

≠ 1.0 mm

CODE	Width a mm	Length L mm	kg 1 m	Catalogue No.	Qty/m
KBJ50H42/3	50	3000	1.31	142005	12/36
KBJ100H42/3	100	3000	1.71	142010	12/36
KBJ150H42/3	150	3000	2.11	142015	6/18
KBJ200H42/3	200	3000	2.51	142020	6/18
KBJ300H42/3	300	3000	3.31	142030	6/18
KBJ400H42/3	400	3000	4.11	140640	4/12
KBJ500H42/3	500	3000	4.91	140650	2/6
KBJ600H42/3	600	3000	5.71	140660	2/6

Possibility of joining cable tray sections together through sliding one into another and connector-free assembly. For the assembly use Screw Sets SGKM6x10 or SGM6x10. Information on Covers for Cable Trays and Fittings are available on pages: 153-162

MATERIAL
Steel, strip-galv. acc. to the Sendzimir method PN-EN 10346:2015-09 (SG)
Available finishes:
F - steel, hot-dip galv.to PN-EN ISO 1461:2011 (HDG) **only for orders: KBJ... over 300 m**
E - stainless steel (SS), grade 1.4301 (AISI304)
L - powder coating in a full range of colours (PC) (info p. 4)

APPLICATIONS
Cable routing

Thickn. (ga) ≠ [mm]: 0.5 0.7 1.0 1.2 1.5 2.0

Note. Hot dip galvanizing (PN-EN ISO 1461:2011 (HDG)) and diffusion galvanizing method (PN-EN ISO 17668:2016) for elements up to 200mm will be replaced with zink flake coating method PN-EN ISO 10683:2014-09

Straight Connector

LP...

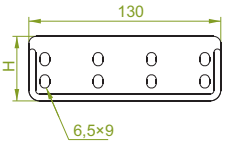

LPLH42

≠ 0.7 mm

CODE	Height H mm	kg 1 pc.	Catalogue No.	qty
LPLH42	37	0.02	143011	100

LPPH42

≠ 1.5 mm

CODE	Height H mm	kg 1 pc.	Catalogue No.	qty
LPPH42	37	0.04	143111	100

For the assembly use at least 4 sets of Screw Sets SGKM6x10 or SGM8x10
Important! Apply Straight Connectors LPL and LPP for sturdy and firm tray joint.

LPM...

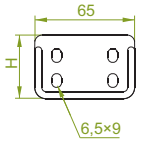

LPMLH42

≠ 0.7 mm

CODE	Height H mm	kg 1 pc.	Catalogue No.	qty
LPMLH42	37	0.01	142800	100

LPMPH42

≠ 1.5 mm

CODE	Height H mm	kg 1 pc.	Catalogue No.	qty
LPMPH42	37	0.02	142900	100

For the assembly use 4 sets of Screw Sets SGKM6x10 or SGM6x10

Articulated Connector

LG...

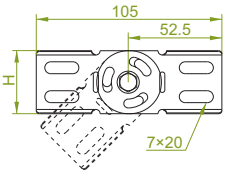

LGJH42

≠ 1.0 mm

CODE	Height H mm	kg 1 pc.	Catalogue No.	qty
LGJH42	35	0.04	142100	100

LGPH42

≠ 1.5 mm

CODE	Height H mm	kg 1 pc.	Catalogue No.	qty
LGPH42	35	0.06	142400	100

For the assembly use 4 sets of Screw Sets SGKM6x10 or SGM6x10

MATERIAL
Steel, strip-galv. acc. to the Sendzimir method PN-EN 10346:2015-09 (SG)
Available finishes:
F - steel galvanized using zinc flake coating method PN-EN ISO 10683:2014-09
E - stainless steel (SS), grade 1.4301 (AISI304)
L - powder coating in a full range of colours (PC) (info p. 4)

Angle Connector

LKJ...

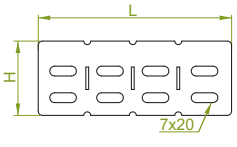

LKJH42

≠ 1.0 mm

CODE	Height H mm	Length L mm	kg 1 pc.	Catalogue No.	qty
LKJH42	35	140	0.02	142200	100
LKJH42/1	35	1000	0.15	142600	100

Optional bending or break-off of any required length



MATERIAL
Steel, strip-galv. acc. to the Sendzimir method PN-EN 10346:2015-09 (SG)
Available finishes:
F - steel, hot-dip galv. to PN-EN ISO 1461:2011 (HDG)
E - stainless steel (SS), grade 1.4301 (AISI304)
L - powder coating in a full range of colours (PC) (info p. 4)

APPLICATIONS
Connecting cable routes.

Thickn. (ga) ≠ [mm]: 0.5 0.7 1.0 1.2 1.5 2.0

90° Horizontal Bend

KK...

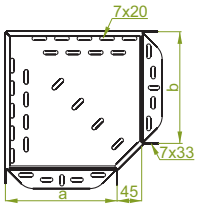

KKL...H42

≠ 0.7 mm

CODE	Width a=b mm	kg 1 pc.	Catalogue No.	qty
KKL50H42	50	0.11	142105	20
KKL100H42	100	0.19	142110	20
KKL150H42	150	0.32	142115	10
KKL200H42	200	0.45	142120	10
KKL300H42	300	0.85	142130	10

KKJ...H42

≠ 1.0 mm

CODE	Width a=b mm	kg 1 pc.	Catalogue No.	qty
KKJ50H42	50	0.16	145805	20
KKJ100H42	100	0.27	145810	20
KKJ150H42	150	0.52	145815	10
KKJ200H42	200	0.66	145820	10
KKJ300H42	300	1.24	145830	10
KKJ400H42	400	1.60	145840	10
KKJ500H42	500	2.05	145850	10
KKJ600H42	600	2.60	145860	10

For the assembly use Screw Sets SGKM6x10 or SGM6x10.
In case of special orders please specify dimensions a and b.

KKB...

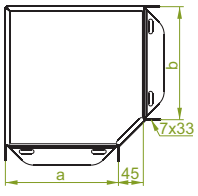

KKBL...H42

≠ 0.7 mm

CODE	Width a=b mm	kg 1 pc.	Catalogue No.	qty
KKBL50H42	50	0.11	140101	20
KKBL100H42	100	0.19	140301	20
KKBL150H42	150	0.32	140501	10
KKBL200H42	200	0.45	140601	10
KKBL300H42	300	0.85	140801	10

KKBJ...H42

≠ 1.0 mm

CODE	Width a=b mm	kg 1 pc.	Catalogue No.	qty
KKBJ50H42	50	0.16	140102	20
KKBJ100H42	100	0.27	140302	20
KKBJ150H42	150	0.52	140502	10
KKBJ200H42	200	0.66	140602	10
KKBJ300H42	300	1.24	140802	10
KKBJ400H42	400	1.60	147102	10
KKBJ500H42	500	2.05	147202	10
KKBJ600H42	600	2.60	147302	10

For the assembly use Screw Sets SGKM6x10 or SGM6x10.
In case of special orders please specify dimensions a and b.

KKPJ

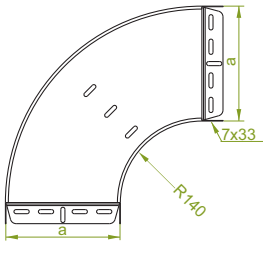

KKPJ...H42

≠ 1.0 mm

CODE	Width a mm	kg 1 pc.	Catalogue No.	qty
KKPJ50H42	50	0.32	140114	20
KKPJ100H42	100	0.50	140214	20
KKPJ150H42	150	0.71	140314	10
KKPJ200H42	200	0.95	140414	10
KKPJ300H42	300	1.51	140514	10
KKPJ400H42	400	2.13	140614	10
KKPJ500H42	500	3.02	140714	10
KKPJ600H42	600	3.95	140814	10

For the assembly use Screw Sets SGKM6x10 or SGM6x10.

APPLICATIONS
Diversions in cable routing.

MATERIAL
Steel, strip-galv. acc. to the Sendzimir method PN-EN 10346:2015-09 (SG)
Available finishes:
F - steel, hot-dip galv. to PN-EN ISO 1461:2011 (HDG)
E - stainless steel (SS), grade 1.4301 (AISI304)
L - powder coating in a full range of colours (PC) (info p. 4)

Thickn. (ga) ≠ [mm]: 0.5 0.7 1.0 1.2 1.5 2.0

45° Horizontal Bend

KKM...

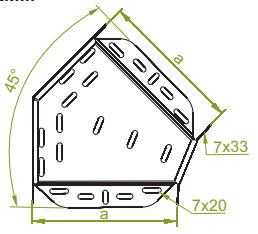

KKML...H42

≠ 0.7 mm

CODE	Width a mm	kg 1 pc.	Catalogue No.	qty
KKML50H42	50	0.08	145905	20
KKML100H42	100	0.13	145910	20
KKML150H42	150	0.22	145915	10
KKML200H42	200	0.31	145920	10
KKML300H42	300	0.59	145930	10

KKMJ...H42

≠ 1.0 mm

CODE	Width a mm	kg 1 pc.	Catalogue No.	qty
KKMJ50H42	50	0.11	146005	20
KKMJ100H42	100	0.19	146010	20
KKMJ150H42	150	0.36	146015	10
KKMJ200H42	200	0.50	146020	10
KKMJ300H42	300	0.87	146030	10
KKMJ400H42	400	1.04	146040	10
KKMJ500H42	500	1.22	146050	10
KKMJ600H42	600	1.39	146060	10

For the assembly use Screw Sets SGKM6x10 or SGM6x10.

KKMB...

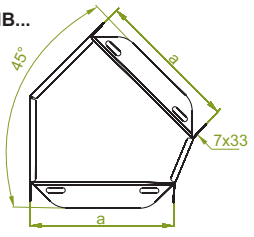

KKMBL...H42

≠ 0.7 mm

CODE	Width a mm	kg 1 pc.	Catalogue No.	qty
KKMBL50H42	50	0.08	140103	20
KKMBL100H42	100	0.13	140303	20
KKMBL150H42	150	0.22	140503	10
KKMBL200H42	200	0.31	140603	10
KKMBL300H42	300	0.59	140803	10



KKMBJ...H42

≠ 1.0 mm

CODE	Width a mm	kg 1 pc.	Catalogue No.	qty
KKMBJ50H42	50	0.11	140104	20
KKMBJ100H42	100	0.19	140304	20
KKMBJ150H42	150	0.36	140504	10
KKMBJ200H42	200	0.50	140604	10
KKMBJ300H42	300	0.87	140804	10
KKMBJ400H42	400	1.04	147104	10
KKMBJ500H42	500	1.22	147204	10
KKMBJ600H42	600	1.39	147304	10

For the assembly use Screw Sets SGKM6x10 or SGM6x10.

KKMPJ

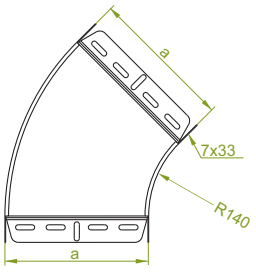

KKMPJ...H42

≠ 1.0 mm

CODE	Width a mm	kg 1 pc.	Catalogue No.	qty
KKMPJ50H42	50	0.19	140914	20
KKMPJ100H42	100	0.29	141014	20
KKMPJ150H42	150	0.40	141114	10
KKMPJ200H42	200	0.53	141214	10
KKMPJ300H42	300	0.83	141314	10
KKMPJ400H42	400	1.20	141414	10
KKMPJ500H42	500	1.62	141514	10
KKMPJ600H42	600	2.11	141614	10

For the assembly use Screw Sets SGKM6x10 or SGM6x10.

APPLICATIONS
Diversions in cable routing.

MATERIAL
Steel, strip-galv. acc. to the Sendzimir method PN-EN 10346:2015-09 (SG)
Available finishes:
F - steel, hot-dip galv. to PN-EN ISO 1461:2011 (HDG)
E - stainless steel (SS), grade 1.4301 (AISI304)
L - powder coating in a full range of colours (PC) (info p. 4)

Thickn. (ga) ≠ [mm]: 0.5 0.7 1.0 1.2 1.5 2.0

Horizontal Tee

TK...

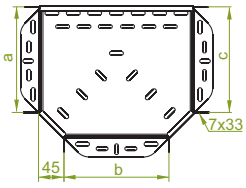

TKL...H42

≠ 0.7 mm

CODE	Width a=b=c mm	kg 1 pc.	Catalogue No.	qty
TKL50H42	50	0.14	142505	20
TKL100H42	100	0.23	142510	20
TKL150H42	150	0.33	142515	10
TKL200H42	200	0.49	142520	10
TKL300H42	300	0.94	142530	10

TKJ...H42

≠ 1.0 mm

CODE	Width a=b=c mm	kg 1 pc.	Catalogue No.	qty
TKJ50H42	50	0.23	146205	20
TKJ100H42	100	0.35	146210	20
TKJ150H42	150	0.57	146215	10
TKJ200H42	200	0.78	146220	10
TKJ300H42	300	1.40	146230	10
TKJ400H42	400	1.61	146240	10
TKJ500H42	500	1.93	146250	10
TKJ600H42	600	2.31	146260	10

For the assembly use Screw Sets SGKM6x10 or SGM6x10.
In case of special orders please specify dimensions a, b and c.

TKB...

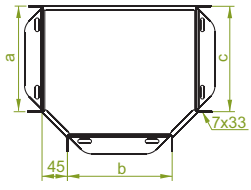

TKBL...H42

≠ 0.7 mm

CODE	Width a=b=c mm	kg 1 pc.	Catalogue No.	qty
TKBL50H42	50	0.14	140901	20
TKBL100H42	100	0.23	141101	20
TKBL150H42	150	0.33	141301	10
TKBL200H42	200	0.49	141401	10
TKBL300H42	300	0.94	141601	10



TKBJ...H42

≠ 1.0 mm

CODE	Width a=b=c mm	kg 1 pc.	Catalogue No.	qty
TKBJ50H42	50	0.23	140902	20
TKBJ100H42	100	0.35	141102	20
TKBJ150H42	150	0.57	141302	10
TKBJ200H42	200	0.78	141402	10
TKBJ300H42	300	1.40	141602	10
TKBJ400H42	400	1.61	147402	10
TKBJ500H42	500	1.93	147502	10
TKBJ600H42	600	2.31	147602	10

For the assembly use Screw Sets SGKM6x10 or SGM6x10.
In case of special orders please specify dimensions a, b and c.

TKPJ

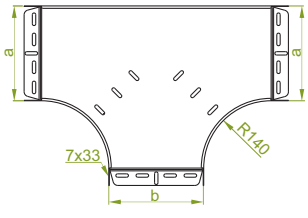

TKPJ...H42

≠ 1.0 mm

CODE	Width a=b mm	kg 1 pc.	Catalogue No.	qty
TKPJ50H42	50	0.58	141714	20
TKPJ100H42	100	0.85	141814	20
TKPJ150H42	150	1.15	141914	10
TKPJ200H42	200	1.50	142014	10
TKPJ300H42	300	2.31	142114	10
TKPJ400H42	400	3.27	142214	10
TKPJ500H42	500	4.39	142314	10
TKPJ600H42	600	5.67	142414	10

For the assembly use Screw Sets SGKM6x10 or SGM6x10.
In case of special orders please specify dimensions a and b.



MATERIAL
Steel, strip-galv. acc. to the Sendzimir method PN-EN 10346:2015-09 (SG)
Available finishes:
F - steel, hot-dip galv. to PN-EN ISO 1461:2011 (HDG)
E - stainless steel (SS), grade 1.4301 (AISI304)
L - powder coating in a full range of colours (PC) (info p. 4)

APPLICATIONS
Branching out cable routes.

Thickn. (ga) ≠ [mm]: 0.5 0.7 1.0 1.2 1.5 2.0

Horizontal Cross-over

CZK...

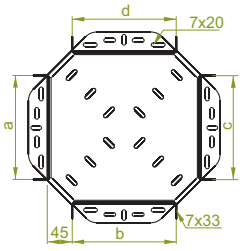

CZKL...H42

≠ 0.7 mm

CODE	Width a=b=c=d mm	kg 1 pc.	Catalogue No.	qty
CZKL50H42	50	0.17	142705	20
CZKL100H42	100	0.26	142710	20
CZKL150H42	150	0.37	142715	10
CZKL200H42	200	0.52	142720	10
CZKL300H42	300	1.03	142730	10

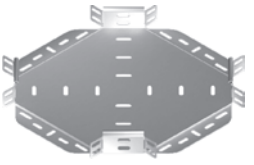

CZKJ...H42

≠ 1.0 mm

CODE	Width a=b=c=d mm	kg 1 pc.	Catalogue No.	qty
CZKJ50H42	50	0.24	146405	20
CZKJ100H42	100	0.40	146410	20
CZKJ150H42	150	0.58	146415	10
CZKJ200H42	200	0.68	146420	10
CZKJ300H42	300	1.50	146430	10
CZKJ400H42	400	1.73	146440	10
CZKJ500H42	500	2.07	146450	10
CZKJ600H42	600	2.48	146460	10

For the assembly use Screw Sets SGKM6x10 or SGM6x10.
In case of special orders please specify dimensions a, b, c and d.

CZKB...

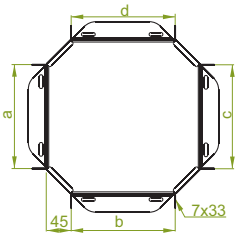

CZKBL...H42

≠ 0.7 mm

CODE	Width a=b=c=d mm	kg 1 pc.	Catalogue No.	qty
CZKBL50H42	50	0.17	140903	20
CZKBL100H42	100	0.26	141103	20
CZKBL150H42	150	0.37	141303	10
CZKBL200H42	200	0.52	141403	10
CZKBL300H42	300	1.03	141603	10



CZKBJ...H42

≠ 1.0 mm

CODE	Width a=b=c=d mm	kg 1 pc.	Catalogue No.	qty
CZKBJ50H42	50	0.24	140904	20
CZKBJ100H42	100	0.40	141104	20
CZKBJ150H42	150	0.58	141304	10
CZKBJ200H42	200	0.68	141404	10
CZKBJ300H42	300	1.50	141604	10
CZKBJ400H42	400	1.73	147404	10
CZKBJ500H42	500	2.07	147504	10
CZKBJ600H42	600	2.48	147604	10

For the assembly use Screw Sets SGKM6x10 or SGM6x10.
In case of special orders please specify dimensions a, b, c and d.

CZKPJ

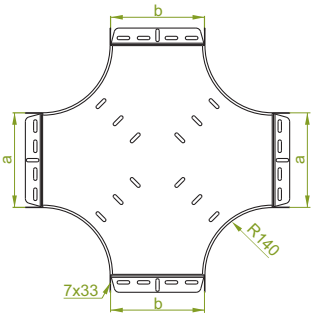

CZKPJ...H42

≠ 1.0 mm

CODE	Width a=b mm	kg 1 pc.	Catalogue No.	qty
CZKPJ50H42	50	0.76	142514	20
CZKPJ100H42	100	1.08	142614	20
CZKPJ150H42	150	1.43	142714	10
CZKPJ200H42	200	1.83	142814	10
CZKPJ300H42	300	2.73	142914	10
CZKPJ400H42	400	3.79	143014	10
CZKPJ500H42	500	5.01	143114	10
CZKPJ600H42	600	6,38	143214	10

For the assembly use Screw Sets SGKM6x10 or SGM6x10.
In case of special orders please specify dimensions a and b.



APPLICATIONS
Branching out cable routes.

MATERIAL
Steel, strip-galv. acc. to the Sendzimir method PN-EN 10346:2015-09 (SG)
Available finishes:
F - steel, hot-dip galv. to PN-EN ISO 1461:2011 (HDG)
E - stainless steel (SS), grade 1.4301 (AISI304)
L - powder coating in a full range of colours (PC) (info p. 4)

Thickn. (ga) ≠ [mm]: 0.5 0.7 1.0 1.2 1.5 2.0

Add-on Tee

TKDJ

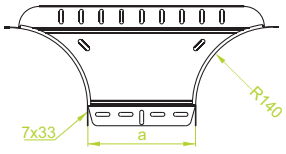

TKDJ...H42

≠ 1.0 mm

CODE	Width a mm	kg 1 pc.	Catalogue No.	qty
TKDJ50H42	50	0.15	753159	10
TKDJ100H42	100	0.39	149810	10
TKDJ150H42	150	0.46	149815	10
TKDJ200H42	200	0.53	149820	10
TKDJ300H42	300	0.65	149830	10
TKDJ400H42	400	0.81	149840	10
TKDJ500H42	500	0.95	149850	10
TKDJ600H42	600	1.09	149860	10

For the assembly use Screw Sets SGKM6x10 or SGM6x10.



Corner Connector

LRP...

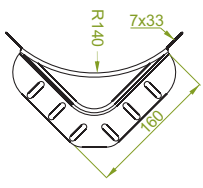

LRPJH42

≠ 1.0 mm

CODE	Height H mm	kg 1 pc.	Catalogue No.	qty
LRPJH42	42	0.19	144007	100

LRPPH42

≠ 1.5 mm

CODE	Height H mm	kg 1 pc.	Catalogue No.	qty
LRPPH42	42	0.29	144009	100

For the assembly use Screw Sets SGKM6x10 or SGM6x10.

LRJ

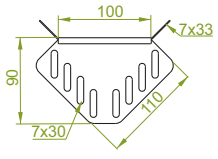

LRJH42

≠ 1.0 mm

CODE	Height H mm	kg 1 pc.	Catalogue No.	qty
LRJH42	42	0.05	143000	100

For the assembly use Screw Sets SGKM6x10 or SGM6x10.

LRBJ

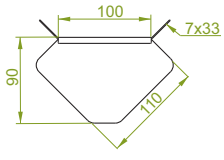

APPLICATIONS
Branching out cable routes.

LRBJH42

≠ 1.0 mm

CODE	Height H mm	kg 1 pc.	Catalogue No.	qty
LRBJH42	42	0.05	143200	100

For the assembly use Screw Sets SGKM6x10 or SGM6x10.

Angle Reducer

RKJ

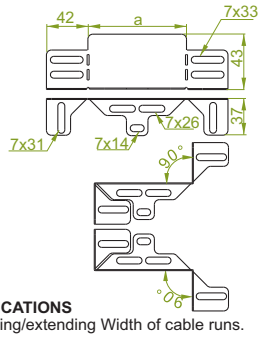

APPLICATIONS
Reducing/extending Width of cable runs.

RKJ...H42

≠ 1.0 mm

CODE	Width a mm	kg 1 pc	Catalogue No.	qty
RKJ50H42	50	0.05	149806	10
RKJ100H42	100	0.07	149811	10
RKJ150H42	150	0.10	149816	10
RKJ200H42	200	0.14	149821	10

For the assembly use Screw Sets SGKM6x10 or SGM6x10.

By selection of apropriate element we can reduce Width of the cable tray by 50. 100. 150 or 200mm. For example by attaching RKJ200H42 to 300mm wide cable tray, we can transfer it to 100mm wide. Angle Reducer can be used with all types of BAKS cable trays



MATERIAL
Steel, strip-galv. acc. to the Sendzimir method PN-EN 10346:2015-09 (SG)
Available finishes:
F - steel, hot-dip galv. to PN-EN ISO 1461:2011 (HDG)
E - stainless steel (SS), grade 1.4301 (AISI304)
L - powder coating in a full range of colours (PC) (info p. 4)

Application example of LRPJH42

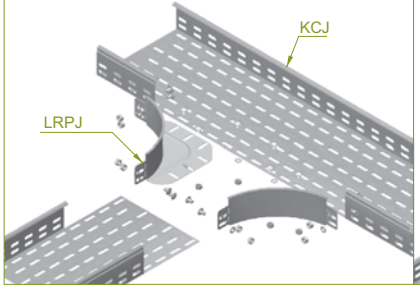

Application example of TKDJ

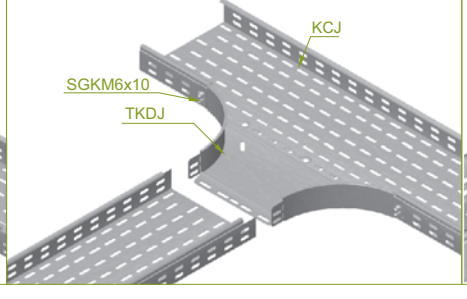

Application example of RKJ...H42

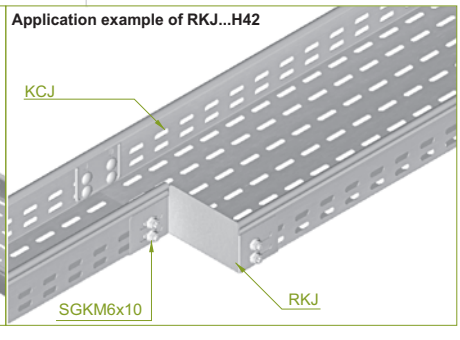

Thickn. (ga) ≠ [mm]: 0.5 0.7 1.0 1.2 1.5 2.0

Left Reducer

RKL...

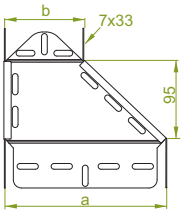

RKLL...H42

≠ 0.7 mm

CODE	Width a mm	Width b mm	kg 1 pc.	Catalogue No.	qty
RKLL100/50H42	100	50	0.11	144510	10
RKLL150/100H42	150	100	0.14	144515	10
RKLL200/100H42	200	100	0.15	144520	10
RKLL200/150H42	200	150	0.17	144620	10
RKLL300/200H42	300	200	0.24	144530	10

RKLJ...H42

≠ 1.0 mm

CODE	Width a mm	Width b mm	kg 1 pc.	Catalogue No.	qty
RKLJ100/50H42	100	50	0.15	148210	10
RKLJ150/100H42	150	100	0.21	148215	10
RKLJ200/100H42	200	100	0.25	148320	10
RKLJ200/150H42	200	150	0.26	148420	10
RKLJ300/200H42	300	200	0.33	148330	10
RKLJ400/300H42	400	300	0.40	148240	10
RKLJ500/400H42	500	400	0.48	148250	10
RKLJ600/500H42	600	500	0.58	148260	10

For the assembly use Screw Sets SGKM6x10 or SGM6x10.
In case of special orders please specify dimensions a and b.

Right Reducer

RKP...

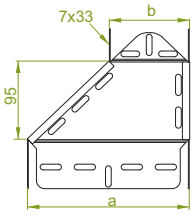

RKPL...H42

≠ 0.7 mm

CODE	Width a mm	Width b mm	kg 1 pc.	Catalogue No.	qty
RKPL100/50H42	100	50	0.11	144710	10
RKPL150/100H42	150	100	0.14	144715	10
RKPL200/100H42	200	100	0.15	144920	10
RKPL200/150H42	200	150	0.17	145020	10
RKPL300/200H42	300	200	0.24	144930	10

RKPJ...H42

≠ 1.0 mm

CODE	Width a mm	Width b mm	kg 1 pc.	Catalogue No.	qty
RKPJ100/50H42	100	50	0.15	148410	10
RKPJ150/100H42	150	100	0.21	148415	10
RKPJ200/100H42	200	100	0.25	148720	10
RKPJ200/150H42	200	150	0.26	148820	10
RKPJ300/200H42	300	200	0.33	148730	10
RKPJ400/300H42	400	300	0.40	148440	10
RKPJ500/400H42	500	400	0.48	148450	10
RKPJ600/500H42	600	500	0.58	148460	10

For the assembly use Screw Sets SGKM6x10 or SGM6x10.
In case of special orders please specify dimensions a and b.

Straight Reducer

RKS...

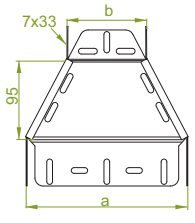

RKSL...H42

≠ 0.7 mm

CODE	Width a mm	Width b mm	kg 1 pc.	Catalogue No.	qty
RKSL100/50H42	100	50	0.11	144910	10
RKSL150/100H42	150	100	0.14	144915	10
RKSL200/100H42	200	100	0.15	145320	10
RKSL200/150H42	200	150	0.17	145420	10
RKSL300/200H42	300	200	0.24	145330	10

RKSJ...H42

≠ 1.0 mm

CODE	Width a mm	Width b mm	kg 1 pc.	Catalogue No.	qty
RKSJ100/50H42	100	50	0.15	148610	10
RKSJ150/100H42	150	100	0.21	148615	10
RKSJ200/100H42	200	100	0.25	149120	10
RKSJ200/150H42	200	150	0.26	149220	10
RKSJ300/200H42	300	200	0.33	149130	10
RKSJ400/300H42	400	300	0.40	148640	10
RKSJ500/400H42	500	400	0.48	148650	10
RKSJ600/500H42	600	500	0.58	148660	10

For the assembly use Screw Sets SGKM6x10 or SGM6x10.
In case of special orders please specify dimensions a and b.

APPLICATIONS
Reducing/extending Width of cable runs.

MATERIAL
Steel, strip-galv. acc. to the Sendzimir method PN-EN 10346:2015-09 (SG)
Available finishes:
F - steel, hot-dip galv. to PN-EN ISO 1461:2011 (HDG)
E - stainless steel (SS), grade 1.4301 (AISI304)
L - powder coating in a full range of colours (PC) (info p. 4)

Thickn. (ga) ≠ [mm]: 0.5 0.7 1.0 1.2 1.5 2.0

Left Reducer

RKLB...

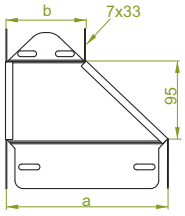

RKLBL...H42

≠ 0.7 mm

CODE	Width a mm	Width b mm	kg 1 pc.	Catalogue No.	qty
RKLBL100/50H42	100	50	0.11	145701	10
RKLBL150/100H42	150	100	0.14	145801	10
RKLBL200/100H42	200	100	0.15	145901	10
RKLBL200/150H42	200	150	0.17	146001	10
RKLBL300/200H42	300	200	0.24	146201	10



RKLBJ...H42

≠ 1.0 mm

CODE	Width a mm	Width b mm	kg 1 pc.	Catalogue No.	qty
RKLBJ100/50H42	100	50	0.15	145702	10
RKLBJ150/100H42	150	100	0.21	145802	10
RKLBJ200/100H42	200	100	0.25	145902	10
RKLBJ200/150H42	200	150	0.26	146002	10
RKLBJ300/200H42	300	200	0.33	146202	10
RKLBJ400/300H42	400	300	0.40	149202	10
RKLBJ500/400H42	500	400	0.48	149302	10
RKLBJ600/500H42	600	500	0.58	149402	10

For the assembly use Screw Sets SGKM6x10 or SGM6x10.
In case of special orders please specify dimensions a and b.

Right Reducer

RKPB...

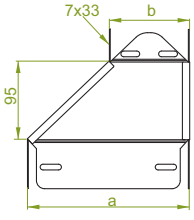

RKPBL...H42

≠ 0.7 mm

CODE	Width a mm	Width b mm	kg 1 pc.	Catalogue No.	qty
RKPBL100/50H42	100	50	0.11	145703	10
RKPBL150/100H42	150	100	0.14	145803	10
RKPBL200/100H42	200	100	0.15	145903	10
RKPBL200/150H42	200	150	0.17	146003	10
RKPBL300/200H42	300	200	0.24	146203	10



RKPBJ...H42

≠ 1.0 mm

CODE	Width a mm	Width b mm	kg 1 pc.	Catalogue No.	qty
RKPBJ100/50H42	100	50	0.15	145704	10
RKPBJ150/100H42	150	100	0.21	145804	10
RKPBJ200/100H42	200	100	0.25	145904	10
RKPBJ200/150H42	200	150	0.26	146004	10
RKPBJ300/200H42	300	200	0.33	146204	10
RKPBJ400/300H42	400	300	0.40	149204	10
RKPBJ500/400H42	500	400	0.48	149304	10
RKPBJ600/500H42	600	500	0.58	149404	10

For the assembly use Screw Sets SGKM6x10 or SGM6x10.
In case of special orders please specify dimensions a and b.

Straight Reducer

RKSB...

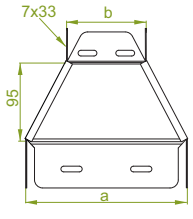

RKSBL...H42

≠ 0.7 mm

CODE	Width a mm	Width b mm	kg 1 pc.	Catalogue No.	qty
RKSBL100/50H42	100	50	0.11	146401	10
RKSBL150/100H42	150	100	0.14	146501	10
RKSBL200/100H42	200	100	0.15	146601	10
RKSBL200/150H42	200	150	0.17	146701	10
RKSBL300/200H42	300	200	0.24	146901	10



RKSBJ...H42

≠ 1.0 mm

CODE	Width a mm	Width b mm	kg 1 pc.	Catalogue No.	qty
RKSBJ100/50H42	100	50	0.15	146402	10
RKSBJ150/100H42	150	100	0.21	146502	10
RKSBJ200/100H42	200	100	0.25	146602	10
RKSBJ200/150H42	200	150	0.26	146702	10
RKSBJ300/200H42	300	200	0.33	146902	10
RKSBJ400/500H42	400	300	0.40	149502	10
RKSBJ500/400H42	500	400	0.48	149602	10
RKSBJ600/500H42	600	500	0.58	149702	10

For the assembly use Screw Sets SGKM6x10 or SGM6x10.
In case of special orders please specify dimensions a and b.

APPLICATIONS
Reducing/extending Width of cable runs.

MATERIAL
Steel, strip-galv. acc. to the Sendzimir method PN-EN 10346:2015-09 (SG)
Available finishes:
F - steel, hot-dip galv. to PN-EN ISO 1461:2011 (HDG)
E - stainless steel (SS), grade 1.4301 (AISI304)
L - powder coating in a full range of colours (PC) (info p. 4)

Thickn. (ga) ≠ [mm]: 0.5 0.7 1.0 1.2 1.5 2.0

Horizontal Bypass

OPZJ

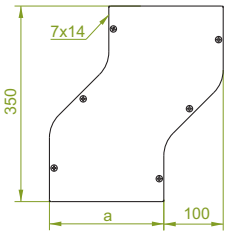

OPZJ...H42

≠ 1.0 mm

CODE	Width a mm	kg 1 pc.	Catalogue No.	qty
OPZJ50H42	50	0.50	147105	2
OPZJ100H42	100	0.77	147110	2
OPZJ150H42	150	1.03	147115	2
OPZJ200H42	200	1.29	147120	2
OPZJ300H42	300	1.83	147130	2
OPZJ400H42	400	2.10	147140	2
OPZJ500H42	500	2.52	147150	2
OPZJ600H42	600	3.02	147160	2

For the assembly use Screw Sets SGKM6x10 or SGM6x10 and Connectors LPLH42 or LPPH42. Can be used as a left or right bypass.



OPZBJ

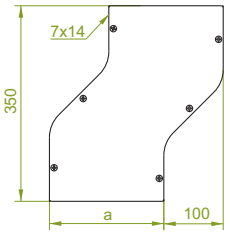

OPZBJ...H42

≠ 1.0 mm

CODE	Width a mm	kg 1 pc.	Catalogue No.	qty
OPZBJ50H42	50	0.50	143301	2
OPZBJ100H42	100	0.77	143501	2
OPZBJ150H42	150	1.03	143701	2
OPZBJ200H42	200	1.29	143801	2
OPZBJ300H42	300	1.83	144001	2
OPZBJ400H42	400	2.10	148301	2
OPZBJ500H42	500	2.52	148401	2
OPZBJ600H42	600	3.02	148501	2

For the assembly use Screw Sets SGKM6x10 or SGM6x10 and Connectors LPLH42 or LPPH42. Can be used as a left or right bypass.



Vertical Bypass

OPNJ

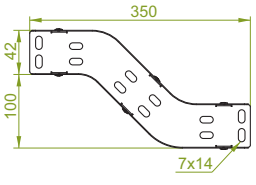

OPNJ...H42

≠ 1.0 mm

CODE	Width a mm	kg 1 pc.	Catalogue No.	qty
OPNJ50H42	50	0.50	147205	2
OPNJ100H42	100	0.77	147210	2
OPNJ150H42	150	1.03	147215	2
OPNJ200H42	200	1.29	147220	2
OPNJ300H42	300	1.83	147230	2
OPNJ400H42	400	2.10	147240	2
OPNJ500H42	500	2.52	147250	2
OPNJ600H42	600	3.02	147260	2

For the assembly use Screw Sets SGKM6x10 or SGM6x10 and Connectors LPMLH42 or LPMPH42. Can be used as an upper or bottom bypass.



Vertical Bypass

OPNBJ

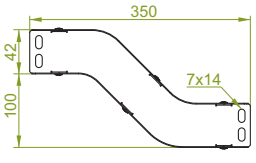

OPNBJ...H42

≠ 1.0 mm

CODE	Width a mm	kg 1 pc.	Catalogue No.	qty
OPNBJ50H42	50	0.50	143302	2
OPNBJ100H42	100	0.77	143502	2
OPNBJ150H42	150	1.03	143702	2
OPNBJ200H42	200	1.29	143802	2
OPNBJ300H42	300	1.83	144002	2
OPNBJ400H42	400	2.10	148302	2
OPNBJ500H42	500	2.52	148402	2
OPNBJ600H42	600	3.02	148502	2

For the assembly use Screw Sets SGKM6x10 or SGM6x10 and Connectors LPMLH42 or LPMPH42. Can be used as an upper or bottom bypass.



APPLICATIONS
Bypassing mechanical obstacles in cable routing.

MATERIAL
Steel, strip-galv. acc. to the Sendzimir method PN-EN 10346:2015-09 (SG)
Available finishes:
F - steel, hot-dip galv. to PN-EN ISO 1461:2011 (HDG)
E - stainless steel (SS), grade 1.4301 (AISI304)
L - powder coating in a full range of colours (PC) (info p. 4)

Thickn. (ga) ≠ [mm]: 0.5 0.7 1.0 1.2 1.5 2.0

90° Vertical Bend

LUJ

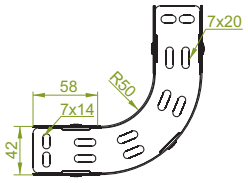

LUJ...H42

≠ 1.0 mm

CODE	Width a mm	kg 1 pc.	Catalogue No.	qty
LUJ50H42	50	0.52	146505	2
LUJ100H42	100	0.80	146510	2
LUJ150H42	150	1.10	146515	2
LUJ200H42	200	1.36	146520	2
LUJ300H42	300	1.92	146530	2
LUJ400H42	400	2.20	146540	2
LUJ500H42	500	2.64	146550	2
LUJ600H42	600	3.03	146560	2

For the assembly use Screw Sets SGKM6x10 or SGM6x10 and Connectors LPMLH42 or LPMPH42. Can be used as an external or internal bend.



LUBJ

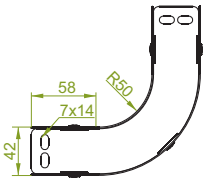

LUBJ...H42

≠ 1.0 mm

CODE	Width a mm	kg 1 pc.	Catalogue No.	qty
LUBJ50H42	50	0.52	141701	2
LUBJ100H42	100	0.80	141901	2
LUBJ150H42	150	1.10	142101	2
LUBJ200H42	200	1.36	142201	2
LUBJ300H42	300	1.92	142401	2
LUBJ400H42	400	2.20	147701	2
LUBJ500H42	500	2.64	147801	2
LUBJ600H42	600	3.03	147901	2

For the assembly use Screw Sets SGKM6x10 or SGM6x10 and Connectors LPLMH42 or LPMPH42. Can be used as an external or internal bend.



LUPJ

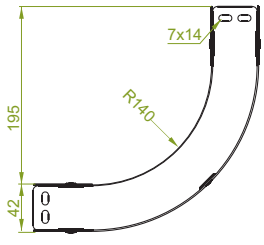

LUPJ...H42

≠ 1.0 mm

CODE	Width a mm	kg 1 pc.	Catalogue No.	qty
LUPJ50H42	50	0.60	143314	2
LUPJ100H42	100	0.95	143414	2
LUPJ150H42	150	1.17	143514	2
LUPJ200H42	200	1.53	143614	2
LUPJ300H42	300	2.23	143714	2
LUPJ400H42	400	2.94	143814	2
LUPJ500H42	500	3.65	143914	2
LUPJ600H42	600	4.35	144014	2

For the assembly use Screw Sets SGKM6x10 or SGM6x10 and Connectors LPMLH42 or LPMPH42. Can be used as an external or internal bend.

45° Vertical Bend

LUMJ

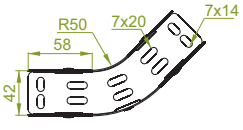

LUMJ...H42

≠ 1.0 mm

CODE	Width a mm	kg 1 pc.	Catalogue No.	qty
LUMJ50H42	50	0.35	146605	2
LUMJ100H42	100	0.55	146610	2
LUMJ150H42	150	0.76	146615	2
LUMJ200H42	200	0.95	146620	2
LUMJ300H42	300	1.33	146630	2
LUMJ400H42	400	1.53	146640	2
LUMJ500H42	500	1.83	146650	2
LUMJ600H42	600	2.10	146660	2

For the assembly use Screw Sets SGKM6x10 or SGM6x10 and Connectors LPMLH42 or LPMPH42. Can be used as an external or internal bend.



LUMBJ

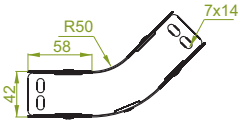

LUMBJ...H42

≠ 1.0 mm

CODE	Width a mm	kg 1 pc.	Catalogue No.	qty
LUMBJ50H42	50	0.35	141702	2
LUMBJ100H42	100	0.55	141902	2
LUMBJ150H42	150	0.76	142102	2
LUMBJ200H42	200	0.95	142202	2
LUMBJ300H42	300	1.33	142402	2
LUMBJ400H42	400	1.53	147702	2
LUMBJ500H42	500	1.83	147802	2
LUMBJ600H42	600	2.10	147902	2

For the assembly use Screw Sets SGKM6x10 or SGM6x10 and Connectors LPMLH42 or LPMPH42. Can be used as an external or internal bend.



LUMPJ



LUMPJ...H42

≠ 1.0 mm

CODE	Width a mm	kg 1 pc.	Catalogue No.	qty
LUMPJ50H42	50	0.41	144114	2
LUMPJ100H42	100	0.62	144214	2
LUMPJ150H42	150	0.87	144314	2
LUMPJ200H42	200	1.69	144414	2
LUMPJ300H42	300	2.03	144514	2
LUMPJ400H42	400	2.35	144614	2
LUMPJ500H42	500	2.68	144714	2
LUMPJ600H42	600	3.07	144814	2

For the assembly use Screw Sets SGKM6x10 or SGM6x10 and Connectors LPMLH42 or LPMPH42. Can be used as an external or internal bend.



APPLICATIONS
Diversions in cable routing.

MATERIAL
Steel, strip-galv. acc. to the Sendzimir method PN-EN 10346:2015-09 (SG)
Available finishes:
F - steel, hot-dip galv. to PN-EN ISO 1461:2011 (HDG)
E - stainless steel (SS), grade 1.4301 (AISI304)
L - powder coating in a full range of colours (PC) (info p. 4)

Thickn. (ga) ≠ [mm]: 0.5 0.7 1.0 1.2 1.5 2.0

Adjustable Vertical Bend

LL...

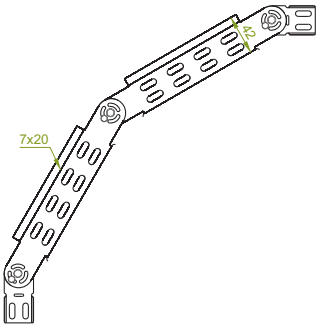

LLL...H42

≠ 0.7 mm

CODE	Width a mm	kg 1 pc	Catalogue No.	Qty
LLL50H42	50	0.54	143105	2
LLL100H42	100	0.66	143110	2
LLL150H42	150	0.76	143115	2
LLL200H42	200	0.92	143120	2
LLL300H42	300	1.16	143130	2

LLJ...H42

≠ 1.0 mm

CODE	Width a mm	kg 1 pc	Catalogue No.	Qty
LLJ50H42	50	0.70	146805	2
LLJ100H42	100	0.86	146810	2
LLJ150H42	150	1.02	146815	2
LLJ200H42	200	1.20	146820	2
LLJ300H42	300	1.52	146830	2
LLJ400H42	400	1.74	146840	2
LLJ500H42	500	2.08	146850	2
LLJ600H42	600	2.46	146860	2

For the assembly use Screw Sets SGKM6x10 or SGM6x10. Adjustable Vertical Bend is delivered fully assembled together with: 2 Adjustable Vertical Bend Elements 4 parts of the 2-part Angle Connector item, 6 sets of screws

Adjustable Vertical Bend Element

EL...

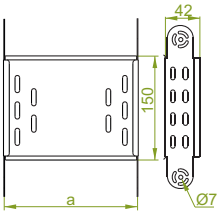

ELL...H42

≠ 0.7 mm

CODE	Width a mm	kg 1 pc	Catalogue No.	Qty
ELL50H42	50	0.19	143305	4
ELL100H42	100	0.25	143310	4
ELL150H42	150	0.30	143315	4
ELL200H42	200	0.38	143320	4
ELL300H42	300	0.50	143330	4

ELJ...H42

≠ 1.0 mm

CODE	Width a mm	kg 1 pc	Catalogue No.	Qty
ELJ50H42	50	0.27	147005	4
ELJ100H42	100	0.35	147010	4
ELJ150H42	150	0.43	147015	4
ELJ200H42	200	0.52	147020	4
ELJ300H42	300	0.68	147030	4
ELJ400H42	400	0.78	147040	4
ELJ500H42	500	0.94	147050	4
ELJ600H42	600	1.12	147060	4

Possibility of creating adjustable vertical bends of any internal radius through adding up bend elements.

Adjustable Vertical Bend

LLB...

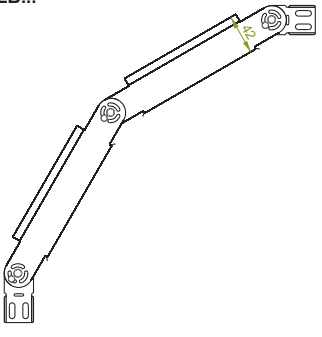

LLBL...H42

≠ 0.7 mm

CODE	Width a mm	kg 1 pc	Catalogue No.	Qty
LLBL50H42	50	0.54	142501	2
LLBL100H42	100	0.66	142701	2
LLBL150H42	150	0.76	142901	2
LLBL200H42	200	0.92	143001	2
LLBL300H42	300	1.16	143201	2

LLBJ...H42

≠ 1.0 mm

CODE	Width a mm	kg 1 pc	Catalogue No.	Qty
LLBJ50H42	50	0.70	142502	2
LLBJ100H42	100	0.86	142702	2
LLBJ150H42	150	1.02	142902	2
LLBJ200H42	200	1.20	143002	2
LLBJ300H42	300	1.52	143202	2
LLBJ400H42	400	1.74	148002	2
LLBJ500H42	500	2.08	148102	2
LLBJ600H42	600	2.46	148202	2

For the assembly use Screw Sets SGKM6x10 or SGM6x10. Adjustable Vertical Bend is delivered fully assembled together with: 2 Adjustable Vertical Bend Elements 4 parts of the 2-part Angle Connector item, 6 sets of screws

Adjustable Vertical Bend Element

ELB...

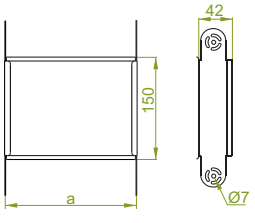

ELBL...H42

≠ 0.7 mm

CODE	Width a mm	kg 1 pc	Catalogue No.	Qty
ELBL50H42	50	0.19	142503	4
ELBL100H42	100	0.25	142703	4
ELBL150H42	150	0.30	142903	4
ELBL200H42	200	0.38	143003	4
ELBL300H42	300	0.50	143203	4

ELBJ...H42

≠ 1.0 mm

CODE	Width a mm	kg 1 pc	Catalogue No.	Qty
ELBJ50H42	50	0.27	142504	4
ELBJ100H42	100	0.35	142704	4
ELBJ150H42	150	0.43	142904	4
ELBJ200H42	200	0.52	143004	4
ELBJ300H42	300	0.68	143204	4
ELBJ400H42	400	0.78	148004	4
ELBJ500H42	500	0.94	148104	4
ELBJ600H42	600	1.12	148204	4

Possibility of creating adjustable vertical bends of any internal radius through adding up bend elements.



APPLICATIONS
Diversions in cable routing.
Full-range angle adjustment with a lock.

MATERIAL
Steel, strip-galv. acc. to the Sendzimir method PN-EN 10346:2015-09 (SG)
Available finishes:
F - steel, hot-dip galv. to PN-EN ISO 1461:2011 (HDG)
E - stainless steel (SS), grade 1.4301 (AISI304)
L - powder coating in a full range of colours (PC) (info p. 4)

Thickn. (ga) ≠ [mm]: 0.5 | 0.7 | 1.0 | 1.2 | 1.5 | 2.0

Vertical Elbow - Right

KRPJ

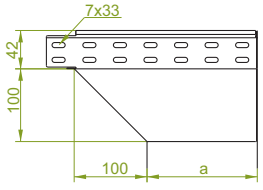

KRPJ...H42

≠ 1.0 mm

CODE	Width a mm	kg 1 pc.	Catalogue No.	qty
KRPJ50H42	50	0.44	147605	1
KRPJ100H42	100	0.67	147610	1
KRPJ150H42	150	1.01	147615	1
KRPJ200H42	200	1.34	147620	1
KRPJ300H42	300	2.01	147630	1
KRPJ400H42	400	2.31	147640	1
KRPJ500H42	500	2.77	147650	1
KRPJ600H42	600	3.32	147660	1

For the assembly use Screw Sets SGKM6x10 or SGM6x10.



KRPBJ

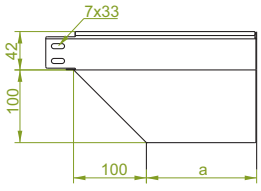

KRPBJ...H42

≠ 1.0 mm

CODE	Width a mm	kg 1 pc.	Catalogue No.	qty
KRPBJ50H42	50	0.44	144104	1
KRPBJ100H42	100	0.67	144304	1
KRPBJ150H42	150	1.01	144504	1
KRPBJ200H42	200	1.34	144604	1
KRPBJ300H42	300	2.01	144804	1
KRPBJ400H42	400	2.31	148604	1
KRPBJ500H42	500	2.77	148704	1
KRPBJ600H42	600	3.32	148804	1

For the assembly use Screw Sets SGKM6x10 or SGM6x10.



Vertical Elbow - Left

KRLJ

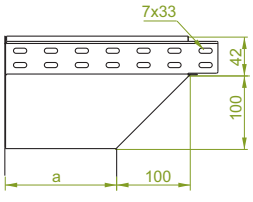

KRLJ...H42

≠ 1.0 mm

CODE	Width a mm	kg 1 pc.	Catalogue No.	qty
KRLJ50H42	50	0.44	147405	1
KRLJ100H42	100	0.67	147410	1
KRLJ150H42	150	1.01	147415	1
KRLJ200H42	200	1.34	147420	1
KRLJ300H42	300	2.01	147430	1
KRLJ400H42	400	2.31	147440	1
KRLJ500H42	500	2.77	147450	1
KRLJ600H42	600	3.32	147460	1

For the assembly use Screw Sets SGKM6x10 or SGM6x10.



KRLBJ

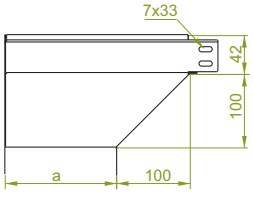

KRLBJ...H42

≠ 1.0 mm

CODE	Width a mm	kg 1 pc.	Catalogue No.	qty
KRLBJ50H42	50	0.44	144102	1
KRLBJ100H42	100	0.67	144302	1
KRLBJ150H42	150	1.01	144502	1
KRLBJ200H42	200	1.34	144602	1
KRLBJ300H42	300	2.01	144802	1
KRLBJ400H42	400	2.31	148602	1
KRLBJ500H42	500	2.77	148702	1
KRLBJ600H42	600	3.32	148802	1

For the assembly use Screw Sets SGKM6x10 or SGM6x10.



APPLICATIONS
Diversions in cable routing.

MATERIAL
Steel, strip-galv. acc. to the Sendzimir method PN-EN 10346:2015-09 (SG)
Available finishes:
F - steel, hot-dip galv. to PN-EN ISO 1461:2011 (HDG)
E - stainless steel (SS), grade 1.4301 (AISI304)
L - powder coating in a full range of colours (PC) (info p. 4)

Thickn. (ga) ≠ [mm]: 0.5 0.7 1.0 1.2 1.5 2.0

Vertical Tee - Lengthwise

TRJ

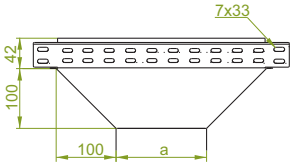

TRJ...H42

≠ 1.0 mm

CODE	Width a mm	kg 1 pc.	Catalogue No.	qty
TRJ50H42	50	0.58	147805	1
TRJ100H42	100	0.83	147810	1
TRJ150H42	150	1.20	147815	1
TRJ200H42	200	1.59	147820	1
TRJ300H42	300	2.49	147830	1
TRJ400H42	100	2.86	147840	1
TRJ500H42	150	3.43	147850	1
TRJ600H42	200	4.12	147860	1

For the assembly use Screw Sets SGKM6x10 or SGM6x10.



TRBJ

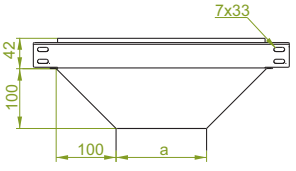

TRBJ...H42

≠ 1.0 mm

CODE	Width a mm	kg 1 pc.	Catalogue No.	qty
TRBJ50H42	50	0.58	144902	1
TRBJ100H42	100	0.83	145102	1
TRBJ150H42	150	1.20	145302	1
TRBJ200H42	200	1.59	145402	1
TRBJ300H42	300	2.49	145602	1
TRBJ400H42	400	2.86	148902	1
TRBJ500H42	500	3.43	149002	1
TRBJ600H42	600	4.12	149102	1

For the assembly use Screw Sets SGKM6x10 or SGM6x10.

Vertical Tee - Crosswise

TRSJ

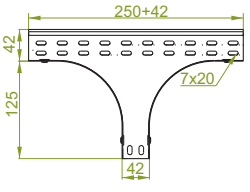

TRSJ...H42

≠ 1.0 mm

CODE	Width a mm	kg 1 pc.	Catalogue No.	qty
TRSJ50H42	50	0.65	148005	1
TRSJ100H42	100	0.80	148010	1
TRSJ150H42	150	0.99	148015	1
TRSJ200H42	200	1.18	148020	1
TRSJ300H42	300	1.56	148030	1
TRSJ400H42	400	1.79	148040	1
TRSJ500H42	500	2.15	148050	1
TRSJ600H42	600	2.58	148060	1

For the assembly use Screw Sets SGKM6x10 or SGM6x10 and Connectors LPMLH42 or LPMPH42.



TRSBJ

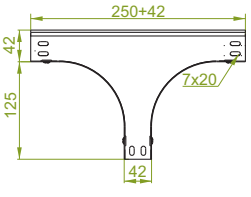

TRSBJ...H42

≠ 1.0 mm

CODE	Width a mm	kg 1 pc.	Catalogue No.	qty
TRSBJ50H42	50	0.65	144904	1
TRSBJ100H42	100	0.80	145104	1
TRSBJ150H42	150	0.99	145304	1
TRSBJ200H42	200	1.18	145404	1
TRSBJ300H42	300	1.56	145604	1
TRSBJ400H42	400	1.79	148904	1
TRSBJ500H42	500	2.15	149004	1
TRSBJ600H42	600	2.58	149104	1

For the assembly use Screw Sets SGKM6x10 or SGM6x10 and Connectors LPMLH42 or LPMPH42.



MATERIAL
Steel, strip-galv. acc. to the Sendzimir method PN-EN 10346:2015-09 (SG)
Available finishes:
F - steel, hot-dip galv. to PN-EN ISO 1461:2011 (HDG)
E - stainless steel (SS), grade 1.4301 (AISI304)
L - powder coating in a full range of colours (PC) (info p. 4)

APPLICATIONS
Branching out cable routes.

Thickn. (ga) ≠ [mm]: 0.5 0.7 1.0 1.2 1.5 2.0



Cable Tray

KGR/KPR50H50
KG.../KC...50H50

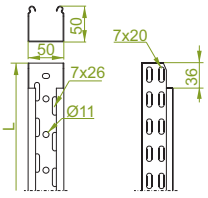

KG...

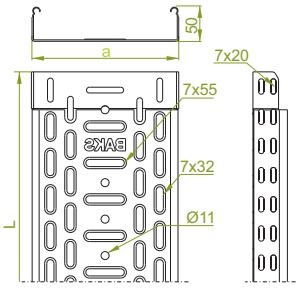

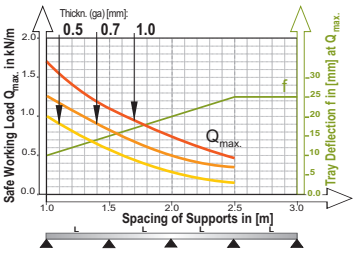

Width	Usable Cross-Section
50	23 cm²
100	48 cm²
150	73 cm²
200	98 cm²
300	148 cm²
400	198 cm²
500	248 cm²
600	298 cm²

APPLICATIONS
Cable routing

KGR...H50

≠ 0.5 mm

CODE	Width a mm	Length L mm	kg 1 m	Catalogue No.	Qty/m
KGR50H50/2	50	2000	0.75	**150105**	20/40
KGR50H50/3	50	3000	0.75	**150205**	12/36
KGR100H50/2	100	2000	0.97	**157110**	12/24
KGR100H50/3	100	3000	0.97	**157710**	12/36
KGR150H50/2	150	2000	1.20	**157115**	8/16
KGR150H50/3	150	3000	1.20	**157715**	8/24
KGR200H50/2	200	2000	1.42	**157120**	6/12
KGR200H50/3	200	3000	1.42	**157720**	6/18
KGR300H50/2	300	2000	1.65	**157130**	6/12
KGR300H50/3	300	3000	1.65	**157730**	6/18

KGL...H50

≠ 0.7 mm

CODE	Width a mm	Length L mm	kg 1 m	Catalogue No.	Qty/m
KGL/KCL50H50/3	50	3000	0.79	**150405**	12/36
KGL100H50/3	100	3000	1.00	**151611**	12/36
KGL150H50/3	150	3000	1.26	**151616**	8/24
KGL200H50/3	200	3000	1.51	**151621**	6/18
KGL300H50/3	300	3000	1.99	**151631**	6/18
KGL400H50/3	400	3000	2.50	**151641**	4/12
KGL500H50/3	500	3000	2.91	**151651**	2/6
KGL600H50/3	600	3000	3.33	**151661**	2/6

KGJ...H50

≠ 1.0 mm

CODE	Width a mm	Length L mm	kg 1 m	Catalogue No.	Qty/m
KGJ/KCJ50H50/3	50	3000	1.15	**150605**	12/36
KGJ100H50/3	100	3000	1.41	**157910**	12/36
KGJ150H50/3	150	3000	1.75	**157915**	8/24
KGJ200H50/3	200	3000	2.08	**157920**	6/18
KGJ300H50/3	300	3000	2.74	**157930**	6/18
KGJ400H50/3	400	3000	3.41	**157940**	4/12
KGJ500H50/3	500	3000	4.07	**157950**	2/6
KGJ600H50/3	600	3000	4.73	**157960**	2/6

Possibility of joining cable tray sections together through sliding one into another and connector-free assembly. For the assembly use Screw Sets SGKM6x12 or SGM6x12. Information on Covers for Cable Trays and on Covers for Fittings are available on pages: 153-162

Note!
Possibility of cable tray manufacturing in 6 m sections for orders over 300 m.

MATERIAL
Steel, strip-galv. acc. to the Sendzimir method PN-EN 10346:2015-09 (SG)
Available finishes:
F - steel, hot-dip galv.to PN-EN ISO 1461:2011 (HDG) **only for :**
- KGL... of width 50-200mm
- KGJ...
L - powder coating in a full range of colours (PC) (info p. 4)

Thickn. (ga) ≠ [mm]: 0.5 0.7 1.0 1.2 1.5 2.0

Cable Tray

KG.../KC...50H50
KCD50H50

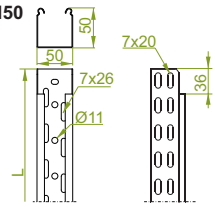

KC...

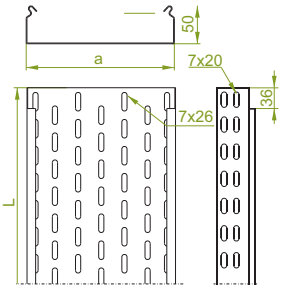

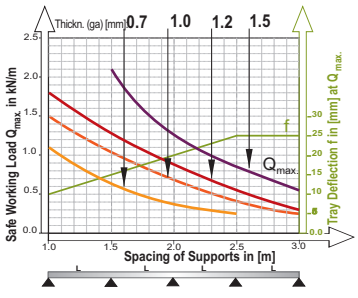

KCD...E

KCL...H50N

≠ 0.7 mm

CODE	Width a mm	Length L mm	kg 1 m	Catalogue No.	Qty/m
KGL/KCL50H50/3	50	3000	0.79	150405	12/36
KCL100H50/3N	100	3000	1.08	150810	12/36
KCL150H50/3N	150	3000	1.33	150815	6/18
KCL200H50/3N	200	3000	1.58	150820	6/18
KCL300H50/3N	300	3000	2.08	150830	6/18
KCL400H50/3N	400	3000	2.57	150240	4/12
KCL500H50/3N	500	3000	3.07	150250	2/6
KCL600H50/3N	600	3000	3.57	150260	2/6

KCJ...H50N

≠ 1.0 mm

CODE	Width a mm	Length L mm	kg 1 m	Catalogue No.	Qty/m
KGJ/KCJ50H50/3	50	3000	1.15	150605	12/36
KCJ100H50/3N	100	3000	1.49	151010	12/36
KCJ150H50/3N	150	3000	1.84	151015	6/18
KCJ200H50/3N	200	3000	2.17	151020	6/18
KCJ300H50/3N	300	3000	2.82	151030	6/18
KCJ400H50/3N	400	3000	3.51	150440	4/12
KCJ500H50/3N	500	3000	4.18	150450	2/6
KCJ600H50/3N	600	3000	4.85	150460	2/6

KCD...H50N

≠ 1.2 mm

CODE	Width a mm	Length L mm	kg 1 m	Catalogue No.	Qty/m
KCD50H50/3N	50	3000	1.49	151205	12/36
KCD100H50/3N	100	3000	1.90	151210	6/18
KCD150H50/3N	150	3000	2.32	151215	6/18
KCD200H50/3N	200	3000	2.73	151220	6/18
KCD300H50/3N	300	3000	3.56	151230	4/12
KCD400H50/3N	400	3000	4.39	150640	4/12
KCD500H50/3N	500	3000	5.22	150650	2/6
KCD600H50/3N	600	3000	6.05	150660	2/6

Possibility of joining cable tray sections together through sliding one into another and connector-free assembly. For the assembly use Screw Sets SGKM6x12 or SGM6x12. Information on Covers for Cable Trays and on Covers for Fittings are available on pages: 153-162
Note! Possibility of cable tray manufacturing in 6 m sections for orders over 300 m.

NOTE!
The 1.2 mm thick, stainless steel trays have no upper embossing (a right angle bend). The covers cannot be snapped closed. The trays can be joined only by means of connectors (no cut-outs in the tray's side). Use SGKM6x12 or SGM6x12 screws

KCD...E

KCP50H50

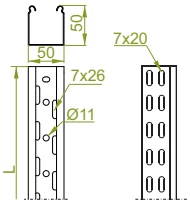

KCP

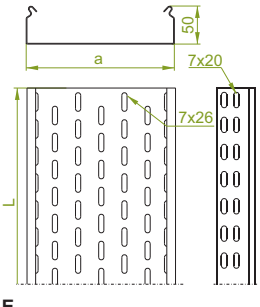

KCP...E

Width	Usable Cross-Section
50	23 cm²
100	48 cm²
150	73 cm²
200	98 cm²
300	148 cm²
400	198 cm²
500	248 cm²
600	298 cm²

APPLICATIONS
Cable routing

KCP...H50N

≠ 1.5 mm

CODE	Width a mm	Length L mm	kg 1 m	Catalogue No.	Qty/m
KCP50H50/3N	50	3000	1.80	151405	12/36
KCP100H50/3N	100	3000	2.30	151410	6/18
KCP150H50/3N	150	3000	2.79	151415	6/18
KCP200H50/3N	200	3000	3.28	151420	6/18
KCP300H50/3N	300	3000	4.29	151430	4/12
KCP400H50/3N	400	3000	5.28	150840	4/12
KCP500H50/3N	500	3000	6.28	150850	2/6
KCP600H50/3N	600	3000	7.28	150860	2/6

Joining cable tray KCP/KCOP sections together only through the use of connectors (lack of cut in the flange at the end of side profile). For the assembly use Screw Sets SGKM6x12 or SGM6x12. Information on Covers for Cable Trays and on Covers for Fittings available on pages: 153-162

NOTE!
The 1.5 mm thick, stainless steel trays have no upper embossing (a right angle bend). The covers cannot be snapped closed. The trays can be joined only by means of connectors (no c



MATERIAL
Steel, strip-galv. acc. to the Sendzimir method PN-EN 10346:2015-09 (SG)
Available finishes:
F - steel, hot-dip galv.to PN-EN ISO 1461:2011 (HDG) **only for orders:**
- KCJ... over 300 m
- KCD...over 300 m
- KCP... over 300 m
E - stainless steel (SS), grade 1.4301 (AISI304), with rare perforation in the tray (above image)
L - powder coating in a full range of colours (PC) (info p. 4)

Thickn. (ga) ≠ [mm]: 0.5 0.7 1.0 1.2 1.5 2.0

Cable Tray

KOJ

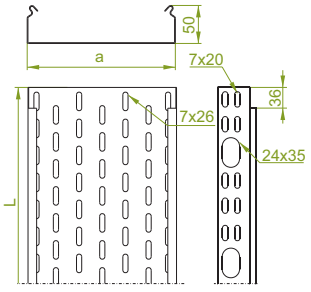

KOJ...H50N

≠ 1.0 mm

CODE	Width a mm	Length L mm	kg 1 m	Catalogue No.	Qty/m
KOJ50H50/3N	50	3000	1.15	**151605**	12/36
KOJ100H50/3N	100	3000	1.49	**151610**	12/36
KOJ150H50/3N	150	3000	1.84	**151615**	6/18
KOJ200H50/3N	200	3000	2.17	**151620**	6/18
KOJ300H50/3N	300	3000	2.82	**151630**	4/12
KOJ400H50/3N	400	3000	3.51	**151040**	4/12
KOJ500H50/3N	500	3000	4.18	**151050**	2/6
KOJ600H50/3N	600	3000	4.85	**151060**	2/6

Possibility of joining cable tray sections through sliding one into another and connector-free assembly.
Information on Covers for Cable Trays and on Covers for Fittings are available on pages: 153-162

KOP

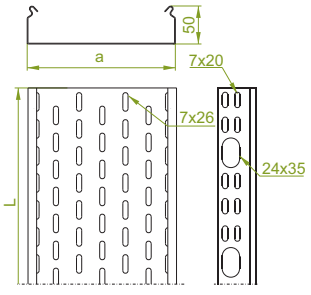

KOP...H50N

≠ 1.5 mm

CODE	Width a mm	Length L mm	kg 1 m	Catalogue No.	Qty/m
KOP50H50/3N	50	3000	1.80	**151805**	12/36
KOP100H50/3N	100	3000	2.30	**151810**	6/18
KOP150H50/3N	150	3000	2.79	**151815**	6/18
KOP200H50/3N	200	3000	3.28	**151820**	6/18
KOP300H50/3N	300	3000	4.29	**151830**	4/12
KOP400H50/3N	400	3000	5.28	**151240**	4/12
KOP500H50/3N	500	3000	6.28	**151250**	2/6
KOP600H50/3N	600	3000	7.28	**151260**	2/6

Cable Tray sections can be joined up only through the use of connectors (lack of cut in the flange at the end of side profile). Available when ordering in large quantity are 2m and 6m long tray sections. For installation use Screw Sets SGKM6x12 or SGM6x12. Information on Covers for Cable Trays and on Covers for Fittings are available on pages: 153-162

NOTE!
The 1.5 mm thick, stainless steel trays have no upper embossing (a right angle bend). The covers cannot be snapped closed.

KOP...E

Width	Usable Cross-Section
50	23 cm²
100	48 cm²
150	73 cm²
200	98 cm²
300	148 cm²
400	198 cm²
500	248 cm²
600	298 cm²

APPLICATIONS
Cable routing

MATERIAL
Steel, strip-galv. acc. to the Sendzimir method PN-EN 10346:2015-09 (SG)
Available finishes:
F - steel, hot-dip galv.to PN-EN ISO 1461:2011 (HDG) **only for orders:**
- KOJ... over 300 m
- KOP... over 300 m
E - stainless steel (SS), grade 1.4301 (AISI304)
L - powder coating in a full range of colours (PC) (info p. 4)

Cable Protection Ring

NO24x35

APPLICATIONS
It allows for safe cable pulling from the tray side. By breaking off given strap pieces the opening can be adjusted to the size of an electric cable bunch.

NO24x35

CODE	Width a mm	Height H mm	Catalogue No.	Qty.
NO24x35	35	24	**141000**	100

MATERIAL
Polyethylene. Standard colour: green to RAL 6029.
Available finishes white to RAL 9010. silver to RAL 9006.

Thickn. (ga) ≠ [mm]: 0.5 0.7 1.0 1.2 1.5 2.0

Cable Tray

KB...

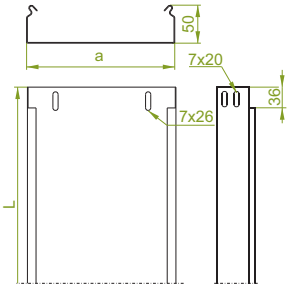

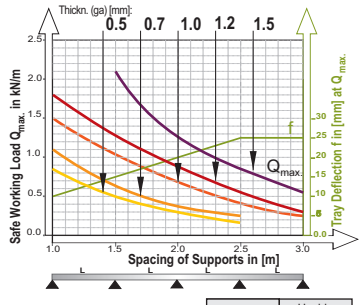

Width	Usable Cross-Section
50	23 cm²
100	48 cm²
150	73 cm²
200	98 cm²
300	148 cm²
400	198 cm²
500	248 cm²
600	298 cm²

KBD...E

KBP

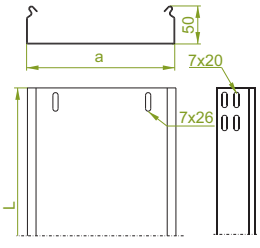

KBP...E

KBR...H50

≠ 0.5 mm

CODE	Width a mm	Length L mm	kg 1 m	Catalogue No.	Qty/m	
KBR50H50/2	50	2000	0.80	**121001**	12/24	*
KBR50H50/3	50	3000	0.80	**121011**	12/36	
KBR100H50/2	100	2000	0.94	**121012**	12/24	*
KBR100H50/3	100	3000	0.94	**121022**	12/36	
KBR150H50/2	150	2000	1.15	**121013**	6/12	*
KBR150H50/3	150	3000	1.15	**121023**	6/18	
KBR200H50/2	200	2000	1.36	**121004**	6/12	*
KBR200H50/3	200	3000	1.36	**121024**	6/18	
KBR300H50/2	300	2000	1.79	**121005**	4/8	*
KBR300H50/3	300	3000	1.79	**121025**	4/12	

* - available on request in qty over 300 m

KBL...H50

≠ 0.7 mm

CODE	Width a mm	Length L mm	kg 1 m	Catalogue No.	Qty/m
KBL50H50/3	50	3000	1.02	**152005**	12/36
KBL100H50/3	100	3000	1.32	**152010**	12/36
KBL150H50/3	150	3000	1.62	**152015**	6/18
KBL200H50/3	200	3000	1.92	**152020**	6/18
KBL300H50/3	300	3000	2.52	**152030**	4/12

KBJ...H50

≠ 1.0 mm

CODE	Width a mm	Length L mm	kg 1 m	Catalogue No.	Qty/m
KBJ50H50/3	50	3000	1.44	**152205**	12/36
KBJ100H50/3	100	3000	1.84	**152210**	12/36
KBJ150H50/3	150	3000	2.24	**152215**	6/18
KBJ200H50/3	200	3000	2.64	**152220**	6/18
KBJ300H50/3	300	3000	3.44	**152230**	4/12
KBJ400H50/3	400	3000	4.24	**151640**	4/12
KBJ500H50/3	500	3000	5.04	**151650**	2/6
KBJ600H50/3	600	3000	5.84	**151660**	2/6

Possibility of joining cable tray sections together through sliding one into another and connector-free assembly. For installation use Screw Sets SGKM6x10 or SGM6x10. Information on Covers for Cable Trays and Fittings are available on pages: 153-162

KBD...H50

≠ 1.2 mm

CODE	Width a mm	Length L mm	kg 1 m	Catalogue No.	Qty/m
KBD50H50/3	50	3000	1.80	**152405**	12/36
KBD100H50/3	100	3000	2.30	**152410**	12/36
KBD150H50/3	150	3000	2.80	**152415**	6/18
KBD200H50/3	200	3000	3.30	**152420**	6/18
KBD300H50/3	300	3000	4.30	**152430**	4/12
KBD400H50/3	400	3000	5.30	**151840**	4/12
KBD500H50/3	500	3000	6.30	**151850**	2/6
KBD600H50/3	600	3000	7.30	**151860**	2/6

NOTE! The 1.2 mm thick, stainless steel trays have no upper embossing (a right angle bend). The covers cannot be snapped closed. The trays can be joined only by means of connectors (no cut-outs in the tray's side). Use SGKM6x12 or SGM6x12 screws.

KBD...E

KBP...H50

≠ 1.5 mm

CODE	Width a mm	Length L mm	kg 1 m	Catalogue No.	Qty/m
KBP50H50/3	50	3000	2.16	**152605**	12/36
KBP100H50/3	100	3000	2.76	**152610**	12/36
KBP150H50/3	150	3000	3.36	**152615**	6/18
KBP200H50/3	200	3000	3.96	**152620**	6/18
KBP300H50/3	300	3000	5.16	**152630**	4/12
KBP400H50/3	400	3000	6.36	**152040**	4/12
KBP500H50/3	500	3000	7.56	**152050**	2/6
KBP600H50/3	600	3000	8.76	**152060**	2/6

Cable Tray sections can be joined up only through the use of connectors (lack of cut in the flange at the end of side profile).

Possibility of cable tray manufacturing in 6 m sections for orders over 300 m

For the assembly use Screw Sets SGKM6x12 or SGM6x12. Information on Covers for Cable Trays and on Covers for Fittings are available on pages: 153-162

NOTE! The 1.5 mm thick, stainless steel trays have no upper embossing (a right angle bend). The covers cannot be snapped closed. The trays can be joined only by means of connectors (no cut-outs in the tray's side). Use SGKM6x12 or SGM6x12 screws.



MATERIAL
Steel, strip-galv. acc. to the Sendzimir method PN-EN 10346:2015-09 (SG)
Available finishes:
F - steel, hot-dip galv.to PN-EN ISO 1461:2011 (HDG) **only for orders:**
- **KBJ... over 300 m**
- **KBD...over 300 m**
- **KBP... over 300 m**

E - stainless steel (SS), grade 1.4301 (AISI304)
L - powder coating in a full range of colours (PC) (info p. 4)

APPLICATIONS
Cable routing

Thickn. (ga) ≠ [mm]: 0.5 0.7 1.0 1.2 1.5 2.0

Note. Hot dip galvanizing (PN-EN ISO 1461:2011 (HDG)) and diffusion galvanizing method (PN-EN ISO 17668:2016) for elements up to 200mm will be replaced with zink flake coating method PN-EN ISO 10683:2014-09

Straight Connector

LP...

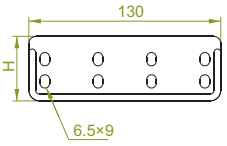

LPLH50

≠ 0.7 mm

CODE	Height H mm	kg 1 pc.	Catalogue No.	qty
LPLH50	45	0.03	153011	100

LPPH50

≠ 1.5 mm

CODE	Height H mm	kg 1 pc.	Catalogue No.	qty
LPPH50	45	0.07	153111	100

For the assembly use at least 4 sets of Screw Sets SGKM6x12 or SGM6x12
Important! Apply Straight Connectors LPL and LPP for sturdy and firm tray joint.

Straight Connector

LPM...

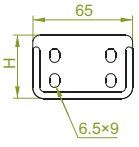

LPMLH50

≠ 0.7 mm

CODE	Height H mm	kg 1 pc.	Catalogue No.	qty
LPMLH50	45	0.02	152800	100

LPMPH50

≠ 1.5 mm

CODE	Height H mm	kg 1 pc.	Catalogue No.	qty
LPMPH50	45	0.04	152900	100

For the assembly use 4 sets of Screw Sets SGKM6x12 or SGM6x12

Articulated Connector

LG...

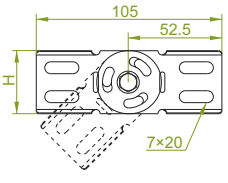

LGJH50

≠ 1.0 mm

CODE	Height H mm	kg 1 pc.	Catalogue No.	qty
LGJH50	40	0.08	152400	100

LGPH50

≠ 1.5 mm

CODE	Height H mm	kg 1 pc.	Catalogue No.	qty
LGPH50	40	0.12	152100	100

For the assembly use 4 sets of Screw Sets SGKM6x12 or SGM6x12

MATERIAL
Steel, strip-galv. acc. to the Sendzimir method PN-EN 10346:2015-09 (SG)
Available finishes:
F - steel galvanized using zinc flake coating method PN-EN ISO 10683:2014-09
E - stainless steel (SS), grade 1.4301 (AISI304)
L - powder coating in a full range of colours (PC) (info p. 4)

Angle Connector

LKJ...

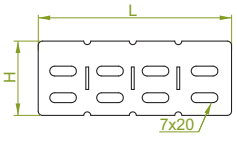

LKJH50

≠ 1.0 mm

CODE	Height H mm	Length L mm	kg 1 pc.	Catalogue No.	qty
LKJH50	40	140	0.02	152500	100
LKJH50/1	40	1000	0.17	152700	10

Optional bending or break-off of any required length



MATERIAL
Steel, strip-galv. acc. to the Sendzimir method PN-EN 10346:2015-09 (SG)
Available finishes:
F - steel, hot-dip galv. to PN-EN ISO 1461:2011 (HDG)
E - stainless steel (SS), grade 1.4301 (AISI304)
L - powder coating in a full range of colours (PC) (info p. 4)

APPLICATIONS
Connecting cable routes.

Thickn. (ga) ≠ [mm]: 0.5 0.7 1.0 1.2 1.5 2.0

90° Horizontal Bend

KK...

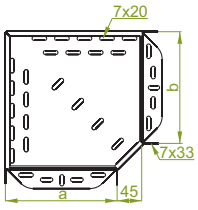

KKJ...H50

≠ 1.0 mm

CODE	Width a=b mm	kg 1 pc.	Catalogue No.	qty
KKJ50H50	50	0.21	156205	20
KKJ100H50	100	0.33	156210	20
KKJ150H50	150	0.56	156215	10
KKJ200H50	200	0.77	156220	10
KKJ300H50	300	1.28	156230	10
KKJ400H50	400	2.14	156240	10
KKJ500H50	500	2.86	156250	10
KKJ600H50	600	3.70	156260	10

KKP...H50

≠ 1.5 mm

CODE	Width a=b mm	kg 1 pc.	Catalogue No.	qty
KKP50H50	50	0.28	152805	20
KKP100H50	100	0.56	152810	20
KKP150H50	150	0.84	152815	10
KKP200H50	200	1.18	152820	10
KKP300H50	300	2.11	152830	10
KKP400H50	400	3.10	152840	10
KKP500H50	500	4.30	152850	10
KKP600H50	600	5.71	152860	10

For the assembly use Screw Sets SGKM6x12 or SGM6x12.
In case of special orders please specify dimensions a and b.

KKB...

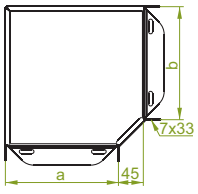

KKBJ...H50

≠ 1.0 mm

CODE	Width a=b mm	kg 1 pc.	Catalogue No.	qty
KKBJ50H50	50	0.21	150101	20
KKBJ100H50	100	0.33	150201	20
KKBJ150H50	150	0.56	150301	10
KKBJ200H50	200	0.77	150401	10
KKBJ300H50	300	1.28	150601	10
KKBJ400H50	400	2.14	150701	10
KKBJ500H50	500	2.86	150801	10
KKBJ600H50	600	3.70	150901	10

KKBP...H50

≠ 1.5 mm

CODE	Width a=b mm	kg 1 pc.	Catalogue No.	qty
KKBP50H50	50	0.28	150102	20
KKBP100H50	100	0.56	150202	20
KKBP150H50	150	0.84	150302	10
KKBP200H50	200	1.18	150402	10
KKBP300H50	300	2.11	150602	10
KKBP400H50	400	3.10	150702	10
KKBP500H50	500	4.30	150802	10
KKBP600H50	600	5.71	150902	10

For the assembly use Screw Sets SGKM6x12 or SGM6x12.
In case of special orders please specify dimensions a and b.

KKP...

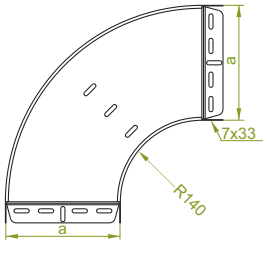

KKPJ...H50

≠ 1.0 mm

CODE	Width a mm	kg 1 pc.	Catalogue No.	qty
KKPJ50H50	50	0.36	150114	20
KKPJ100H50	100	0.54	150214	20
KKPJ150H50	150	0.76	150314	10
KKPJ200H50	200	1.00	150414	10
KKPJ300H50	300	1.58	150514	10
KKPJ400H50	400	2.20	150614	10
KKPJ500H50	500	3.10	150714	10
KKPJ600H50	600	4.05	150814	10

KKPP...H50

≠ 1.5 mm

CODE	Width a mm	kg 1 pc.	Catalogue No.	qty
KKPP50H50	50	0.54	151014	20
KKPP100H50	100	0.82	151114	20
KKPP150H50	150	1.13	151214	10
KKPP200H50	200	1.50	151314	10
KKPP300H50	300	2.37	151414	10
KKPP400H50	400	3.30	151514	10
KKPP500H50	500	4.65	151614	10
KKPP600H50	600	6.07	151714	10

For the assembly use Screw Sets SGKM6x12 or SGM6x12.

APPLICATIONS
Diversions in cable routing.

MATERIAL
Steel, strip-galv. acc. to the Sendzimir method PN-EN 10346:2015-09 (SG)
Available finishes:
F - steel, hot-dip galv. to PN-EN ISO 1461:2011 (HDG)
E - stainless steel (SS), grade 1.4301 (AISI304)
L - powder coating in a full range of colours (PC) (info p. 4)

Thickn. (ga) ≠ [mm]: 0.5 | 0.7 | 1.0 | 1.2 | 1.5 | 2.0

45° Horizontal Bend

KKM...

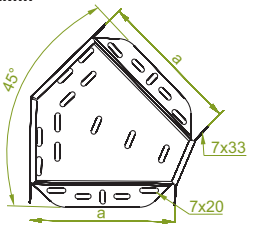

KKMJ...H50

≠ 1.0 mm

CODE	Width a mm	kg 1 pc.	Catalogue No.	qty
KKMJ50H50	50	0.15	156405	20
KKMJ100H50	100	0.23	156410	20
KKMJ150H50	150	0.39	156415	10
KKMJ200H50	200	0.54	156420	10
KKMJ300H50	300	0.90	156430	10
KKMJ400H50	400	1.50	156440	10
KKMJ500H50	500	2.00	156450	10
KKMJ600H50	600	2.59	156460	10

KKMP...H50

≠ 1.5 mm

CODE	Width a mm	kg 1 pc.	Catalogue No.	qty
KKMP50H50	50	0.20	153005	20
KKMP100H50	100	0.39	153010	20
KKMP150H50	150	0.59	153015	10
KKMP200H50	200	0.85	153020	10
KKMP300H50	300	1.48	153030	10
KKMP400H50	400	2.17	153040	10
KKMP500H50	500	3.00	153050	10
KKMP600H50	600	4.00	153060	10

For the assembly use Screw Sets SGKM6x12 or SGM6x12.

KKMB...

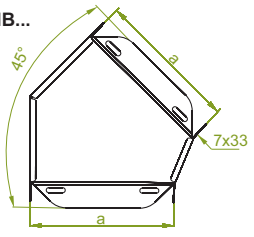

KKMBJ...H50

≠ 1.0 mm

CODE	Width a mm	kg 1 pc.	Catalogue No.	qty
KKMBJ50H50	50	0.15	150103	20
KKMBJ100H50	100	0.23	150203	20
KKMBJ150H50	150	0.39	150303	10
KKMBJ200H50	200	0.54	150403	10
KKMBJ300H50	300	0.90	150603	10
KKMBJ400H50	400	1.50	150703	10
KKMBJ500H50	500	2.00	150803	10
KKMBJ600H50	600	2.59	150903	10



KKMBP...H50

≠ 1.5 mm

CODE	Width a mm	kg 1 pc.	Catalogue No.	qty
KKMBP50H50	50	0.20	150104	20
KKMBP100H50	100	0.39	150204	20
KKMBP150H50	150	0.59	150304	10
KKMBP200H50	200	0.85	150404	10
KKMBP300H50	300	1.48	150604	10
KKMBP400H50	400	2.17	150704	10
KKMBP500H50	500	3.00	150804	10
KKMBP600H50	600	4.00	150904	10

For the assembly use Screw Sets SGKM6x12 or SGM6x12.

KKMP...

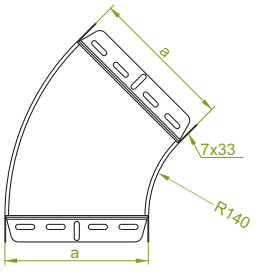

KKMPJ...H50

≠ 1.0 mm

CODE	Width a mm	kg 1 pc.	Catalogue No.	qty
KKMPJ50H50	50	0.21	151914	20
KKMPJ100H50	100	0.31	152014	20
KKMPJ150H50	150	0.43	152114	10
KKMPJ200H50	200	0.56	152214	10
KKMPJ300H50	300	0.87	152314	10
KKMPJ400H50	400	1.24	152414	10
KKMPJ500H50	500	1.67	152514	10
KKMPJ600H50	600	2.16	152614	10

KKMPP...H50

≠ 1.5 mm

CODE	Width a mm	kg 1 pc.	Catalogue No.	qty
KKMPP50H50	50	0.32	152714	20
KKMPP100H50	100	0.47	152814	20
KKMPP150H50	150	0.64	152914	10
KKMPP200H50	200	0.84	153014	10
KKMPP300H50	300	1.30	153114	10
KKMPP400H50	400	1.85	153214	10
KKMPP500H50	500	2.50	153314	10
KKMPP600H50	600	3.24	153414	10

For the assembly use Screw Sets SGKM6x12 or SGM6x12.

APPLICATIONS
Diversions in cable routing.

MATERIAL
Steel, strip-galv. acc. to the Sendzimir method PN-EN 10346:2015-09 (SG)
Available finishes:
F - steel, hot-dip galv. to PN-EN ISO 1461:2011 (HDG)
E - stainless steel (SS), grade 1.4301 (AISI304)
L - powder coating in a full range of colours (PC) (info p. 4)

Thickn. (ga) ≠ [mm]: 0.5 | 0.7 | 1.0 | 1.2 | 1.5 | 2.0

Horizontal Tee

TK...

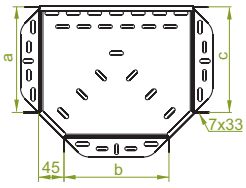

TKJ...H50

≠ 1.0 mm

CODE	Width a=b=c mm	kg 1 pc.	Catalogue No.	qty
TKJ50H50	50	0.26	156605	20
TKJ100H50	100	0.42	156610	20
TKJ150H50	150	0.60	156615	10
TKJ200H50	200	0.82	156620	10
TKJ300H50	300	1.45	156630	10
TKJ400H50	400	2.33	156640	10
TKJ500H50	500	2.99	156650	10
TKJ600H50	600	3.92	156660	10

TKP...H50

≠ 1.5 mm

CODE	Width a=b=c mm	kg 1 pc.	Catalogue No.	qty
TKP50H50	50	0.37	153205	20
TKP100H50	100	0.62	153210	20
TKP150H50	150	0.90	153215	10
TKP200H50	200	1.23	153220	10
TKP300H50	300	2.17	153230	10
TKP400H50	400	3.35	153240	10
TKP500H50	500	4.49	153250	10
TKP600H50	600	5.88	153260	10

For the assembly use Screw Sets SGKM6x12 or SGM6x12.
In case of special orders please specify dimensions a, b and c.

TKB...

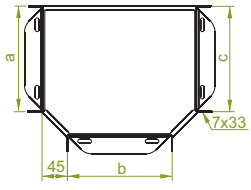

TKBJ...H50

≠ 1.0 mm

CODE	Width a=b=c mm	kg 1 pc.	Catalogue No.	qty
TKBJ50H50	50	0.26	151001	20
TKBJ100H50	100	0.42	151101	20
TKBJ150H50	150	0.60	151201	10
TKBJ200H50	200	0.82	151301	10
TKBJ300H50	300	1.45	151501	10
TKBJ400H50	400	2.23	151601	10
TKBJ500H50	500	2.99	151701	10
TKBJ600H50	600	3.92	151801	10



TKBP...H50

≠ 1.5 mm

CODE	Width a=b=c mm	kg 1 pc.	Catalogue No.	qty
TKBP50H50	50	0.37	151002	20
TKBP100H50	100	0.62	151102	20
TKBP150H50	150	0.90	151202	10
TKBP200H50	200	1.23	151302	10
TKBP300H50	300	2.17	151502	10
TKBP400H50	400	3.35	151602	10
TKBP500H50	500	4.49	151702	10
TKBP600H50	600	5.88	151802	10

For the assembly use Screw Sets SGKM6x12 or SGM6x12.
In case of special orders please specify dimensions a, b and c.

TKP...

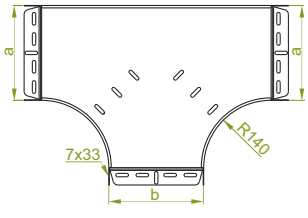

TKPJ...H50

≠ 1.0 mm

CODE	Width a=b mm	kg 1 pc.	Catalogue No.	qty
TKPJ50H50	50	0.64	153514	20
TKPJ100H50	100	0.91	153614	20
TKPJ150H50	150	1.22	153714	10
TKPJ200H50	200	1.57	153814	10
TKPJ300H50	300	2.38	153914	10
TKPJ400H50	400	3.35	154014	10
TKPJ500H50	500	4.48	154114	10
TKPJ600H50	600	5.76	154214	10



TKPP...H50

≠ 1.5 mm

CODE	Width a=b mm	kg 1 pc.	Catalogue No.	qty
TKPP50H50	50	0.95	154314	20
TKPP100H50	100	1.36	154414	20
TKPP150H50	150	1.83	154514	10
TKPP200H50	200	2.35	154614	10
TKPP300H50	300	3.57	154714	10
TKPP400H50	400	5.03	154814	10
TKPP500H50	500	6.72	154914	10
TKPP600H50	600	8.65	155014	10

For the assembly use Screw Sets SGKM6x12 or SGM6x12.
In case of special orders please specify dimensions a and b.

APPLICATIONS
Branching out cable routes.

MATERIAL
Steel, strip-galv. acc. to the Sendzimir method PN-EN 10346:2015-09 (SG)
Available finishes:
F - steel, hot-dip galv. to PN-EN ISO 1461:2011 (HDG)
E - stainless steel (SS), grade 1.4301 (AISI304)
L - powder coating in a full range of colours (PC) (info p. 4)

Thickn. (ga) ≠ [mm]: 0.5 | 0.7 | 1.0 | 1.2 | 1.5 | 2.0

Horizontal Cross-over

CZK...

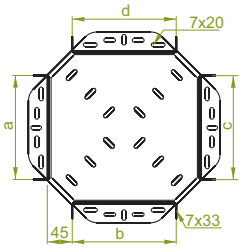

CZKJ...H50

≠ 1.0 mm

CODE	Width a=b=c=d mm	kg 1 pc.	Catalogue No.	qty
CZKJ50H50	50	0.26	156805	20
CZKJ100H50	100	0.43	156810	20
CZKJ150H50	150	0.63	156815	10
CZKJ200H50	200	0.87	156820	10
CZKJ300H50	300	1.46	156830	10
CZKJ400H50	400	2.24	156840	10
CZKJ500H50	500	3.15	156850	10
CZKJ600H50	600	3.95	156860	10

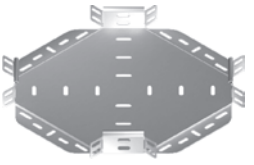

CZKP...H50

≠ 1.5 mm

CODE	Width a=b=c=d mm	kg 1 pc.	Catalogue No.	qty
CZKP50H50	50	0.39	153405	20
CZKP100H50	100	0.65	153410	20
CZKP150H50	150	0.95	153415	10
CZKP200H50	200	1.31	153420	10
CZKP300H50	300	2.20	153430	10
CZKP400H50	400	3.36	153440	10
CZKP500H50	500	4.75	153450	10
CZKP600H50	600	5.93	153460	10

For the assembly use Screw Sets SGKM6x12 or SGM6x12.
In case of special orders please specify dimensions a, b, c and d.

CZKB...

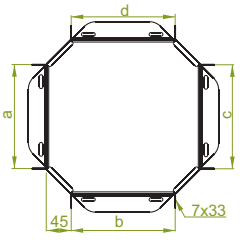

CZKBJ...H50

≠ 1.0 mm

CODE	Width a=b=c=d mm	kg 1 pc.	Catalogue No.	qty
CZKBJ50H50	50	0.26	151003	20
CZKBJ100H50	100	0.43	151103	20
CZKBJ150H50	150	0.63	151203	10
CZKBJ200H50	200	0.87	151303	10
CZKBJ300H50	300	1.46	151503	10
CZKBJ400H50	400	2.24	151603	10
CZKBJ500H50	500	3.15	151703	10
CZKBJ600H50	600	3.95	151803	10



CZKBP...H50

≠ 1.5 mm

CODE	Width a=b=c=d mm	kg 1 pc.	Catalogue No.	qty
CZKBP50H50	50	0.39	151004	20
CZKBP100H50	100	0.65	151104	20
CZKBP150H50	150	0.95	151204	10
CZKBP200H50	200	1.31	151304	10
CZKBP300H50	300	2.20	151504	10
CZKBP400H50	400	3.36	151604	10
CZKBP500H50	500	4.75	151704	10
CZKBP600H50	600	5.93	151804	10

For the assembly use Screw Sets SGKM6x12 or SGM6x12.
In case of special orders please specify dimensions a, b, c and d.

CZKP...

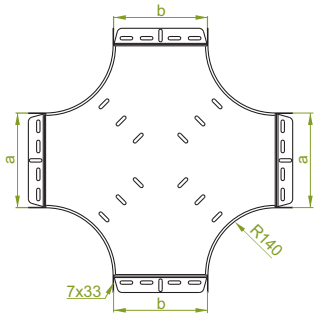

CZKPJ...H50

≠ 1.0 mm

CODE	Width a=b mm	kg 1 pc.	Catalogue No.	qty
CZKPJ50H50	50	0.83	155114	20
CZKPJ100H50	100	1.15	155214	20
CZKPJ150H50	150	1.50	155314	10
CZKPJ200H50	200	1.89	155414	10
CZKPJ300H50	300	2.80	155514	10
CZKPJ400H50	400	3.86	155614	10
CZKPJ500H50	500	5.08	155714	10
CZKPJ600H50	600	6.45	155814	10



CZKPP...H50

≠ 1.5 mm

CODE	Width a=b mm	kg 1 pc.	Catalogue No.	qty
CZKPP50H50	50	1.24	155914	20
CZKPP100H50	100	1.72	156014	20
CZKPP150H50	150	2.25	156114	10
CZKPP200H50	200	2.84	156214	10
CZKPP300H50	300	4.20	156314	10
CZKPP400H50	400	5.79	156414	10
CZKPP500H50	500	7.61	156514	10
CZKPP600H50	600	9.67	156614	10

For the assembly use Screw Sets SGKM6x12 or SGM6x12.
In case of special orders please specify dimensions a and b.

APPLICATIONS
Branching out cable routes.

MATERIAL
Steel, strip-galv. acc. to the Sendzimir method PN-EN 10346:2015-09 (SG)
Available finishes:
F - steel, hot-dip galv. to PN-EN ISO 1461:2011 (HDG)
E - stainless steel (SS), grade 1.4301 (AISI304)
L - powder coating in a full range of colours (PC) (info p. 4)

Thickn. (ga) ≠ [mm]: 0.5 0.7 1.0 1.2 1.5 2.0

Add-on Tee

TKD...

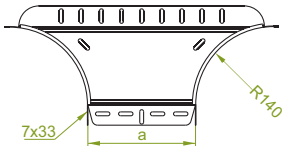

TKDJ...H50

≠ 1.0 mm

CODE	Width a mm	kg 1 pc.	Catalogue No.	qty
TKDJ50H50	50	0.16	159705	10
TKDJ100H50	100	0.42	159710	10
TKDJ150H50	150	0.49	159715	10
TKDJ200H50	200	0.56	159720	10
TKDJ300H50	300	0.70	159730	10
TKDJ400H50	400	0.84	159740	10
TKDJ500H50	500	0.98	159750	10
TKDJ600H50	600	1.12	159760	10

TKDP...H50

≠ 1.5 mm

CODE	Width a mm	kg 1 pc.	Catalogue No.	qty
TKDP50H50	50	0.22	159950	10
TKDP100H50	100	0.63	159810	10
TKDP150H50	150	0.73	159815	10
TKDP200H50	200	0.84	159820	10
TKDP300H50	300	1.05	159830	10
TKDP400H50	400	1.26	159840	10
TKDP500H50	500	1.47	159850	10
TKDP600H50	600	1.68	159860	10

For the assembly use Screw Sets SGKM6x12 or SGM6x12.



Corner Connector

LRP...

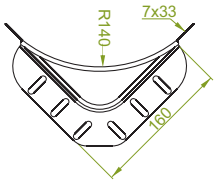

LRPJH50

≠ 1.0 mm

CODE	Height H mm	kg 1 pc.	Catalogue No.	qty
LRPJH50	50	0.20	154007	100

LRPPH50

≠ 1.5 mm

CODE	Height H mm	kg 1 pc.	Catalogue No.	qty
LRPPH50	50	0.30	154009	100

For the assembly use Screw Sets SGKM6x12 or SGM6x12.

LRJ

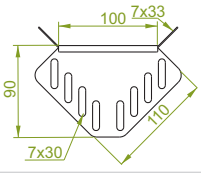

LRJH50

≠ 1.0 mm

CODE	Height H mm	kg 1 pc.	Catalogue No.	qty
LRJH50	50	0.06	153100	100

For the assembly use Screw Sets SGKM6x12 or SGM6x12.

LRBJ

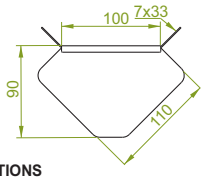

LRBJH50

≠ 1.0 mm

CODE	Height H mm	kg 1 pc.	Catalogue No.	qty
LRBJH50	50	0.06	153200	100

For the assembly use Screw Sets SGKM6x12 or SGM6x12.

APPLICATIONS
Branching out cable routes.

Angle Reducer

RKJ

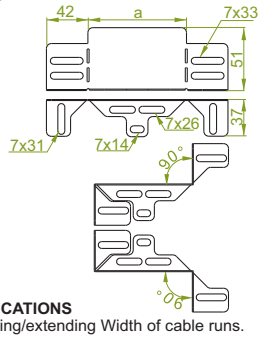

RKJ...H50

≠ 1.0 mm

CODE	Width a mm	kg 1 pc	Catalogue No.	qty
RKJ50H50	50	0.05	159905	10
RKJ100H50	100	0.08	159910	10
RKJ150H50	150	0.11	159915	10
RKJ200H50	200	0.15	159921	10

For the assembly use Screw Sets SGKM6x12 or SGM6x12

By selection of apropriate element we can reduce Width of the cable tray by 50, 100, 150 or 200mm. For example by attaching RKJ200H50 to 300mm wide cable tray, we can transfer it to 100mm wide. Angle Reducer can be used with all types of BAKS cable trays



APPLICATIONS
Reducing/extending Width of cable runs.

MATERIAL
Steel, strip-galv. acc. to the Sendzimir method PN-EN 10346:2015-09 (SG)
Available finishes:
F - steel, hot-dip galv. to PN-EN ISO 1461:2011 (HDG)
E - stainless steel (SS), grade 1.4301 (AISI304)
L - powder coating in a full range of colours (PC) (info p. 4)

Application example of LRPJH50.

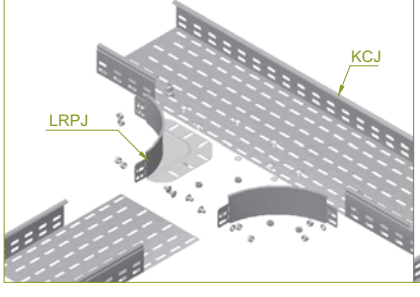

Application example of TKDJ.

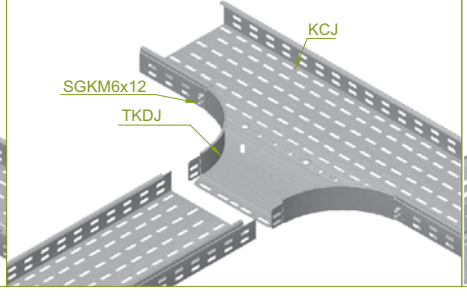

Application example of RKJ...H50

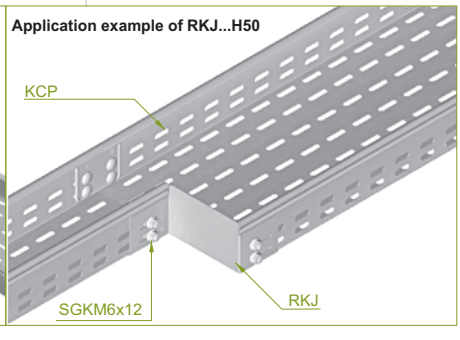

Thickn. (ga) ≠ [mm]: 0.5 | 0.7 | 1.0 | 1.2 | 1.5 | 2.0

Left Reducer

RKL...

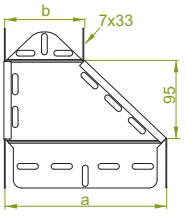

RKLJ...H50

≠ 1.0 mm

CODE	Width a mm	Width b mm	kg 1 pc.	Catalogue No.	qty
RKLJ100/50H50	100	50	0.19	159010	10
RKLJ150/100H50	150	100	0.21	159015	10
RKLJ200/100H50	200	100	0.26	159120	10
RKLJ200/150H50	200	150	0.27	159220	10
RKLJ300/200H50	300	200	0.34	159130	10
RKLJ400/300H50	400	300	0.40	159040	10
RKLJ500/400H50	500	400	0.47	159050	10
RKLJ600/500H50	600	500	0.55	159060	10

RKLP...H50

≠ 1.5 mm

CODE	Width a mm	Width b mm	kg 1 pc.	Catalogue No.	qty
RKLP100/50H50	100	50	0.26	155610	10
RKLP150/100H50	150	100	0.31	155615	10
RKLP200/100H50	200	100	0.37	155720	10
RKLP200/150H50	200	150	0.40	155820	10
RKLP300/200H50	300	200	0.49	155730	10
RKLP400/300H50	400	300	0.60	155640	10
RKLP500/400H50	500	400	0.71	155650	10
RKLP600/500H50	600	500	0.83	155660	10

For the assembly use Screw Sets SGKM6x12 or SGM6x12.
In case of special orders please specify dimensions a and b.

Right Reducer

RKP...

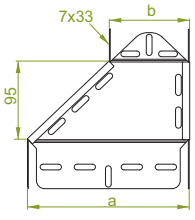

RKPJ...H50

≠ 1.0 mm

CODE	Width a mm	Width b mm	kg 1 pc.	Catalogue No.	qty
RKPJ100/50H50	100	50	0.19	159210	10
RKPJ150/100H50	150	100	0.21	159215	10
RKPJ200/100H50	200	100	0.26	159520	10
RKPJ200/150H50	200	150	0.27	159620	10
RKPJ300/200H50	300	200	0.34	159530	10
RKPJ400/300H50	400	300	0.40	159240	10
RKPJ500/400H50	500	400	0.47	159250	10
RKPJ600/500H50	600	500	0.55	159260	10

RKPP...H50

≠ 1.5 mm

CODE	Width a mm	Width b mm	kg 1 pc.	Catalogue No.	qty
RKPP100/50H50	100	50	0.26	155810	10
RKPP150/100H50	150	100	0.31	155815	10
RKPP200/100H50	200	100	0.37	158402	10
RKPP200/150H50	200	150	0.40	158502	10
RKPP300/200H50	300	200	0.49	158602	10
RKPP400/300H50	400	300	0.60	155840	10
RKPP500/400H50	500	400	0.71	155850	10
RKPP600/500H50	600	500	0.83	155860	10

For the assembly use Screw Sets SGKM6x12 or SGM6x12.
In case of special orders please specify dimensions a and b.

Straight Reducer

RKS...

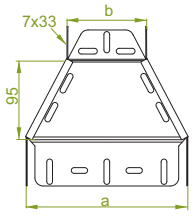

RKSJ...H50

≠ 1.0 mm

CODE	Width a mm	Width b mm	kg 1 pc.	Catalogue No.	qty
RKSJ100/50H50	100	50	0.19	159410	10
RKSJ150/100H50	150	100	0.21	159415	10
RKSJ200/100H50	200	100	0.26	159920	10
RKSJ200/150H50	200	150	0.27	150020	10
RKSJ300/200H50	300	200	0.34	159930	10
RKSJ400/300H50	400	300	0.40	159440	10
RKSJ500/400H50	500	400	0.47	159450	10
RKSJ600/500H50	600	500	0.55	159460	10

RKSP...H50

≠ 1.5 mm

CODE	Width a mm	Width b mm	kg 1 pc.	Catalogue No.	qty
RKSP100/50H50	100	50	0.26	156010	10
RKSP150/100H50	150	100	0.31	156015	10
RKSP200/100H50	200	100	0.37	159202	10
RKSP200/150H50	200	150	0.40	159302	10
RKSP300/200H50	300	200	0.49	159402	10
RKSP400/300H50	400	300	0.60	156040	10
RKSP500/400H50	500	400	0.71	156050	10
RKSP600/500H50	600	500	0.83	156060	10

For the assembly use Screw Sets SGKM6x12 or SGM6x12.
In case of special orders please specify dimensions a and b.

APPLICATIONS
Reducing/extending Width of cable runs.

MATERIAL
Steel, strip-galv. acc. to the Sendzimir method PN-EN 10346:2015-09 (SG)
Available finishes:
F - steel, hot-dip galv. to PN-EN ISO 1461:2011 (HDG)
E - stainless steel (SS), grade 1.4301 (AISI304)
L - powder coating in a full range of colours (PC) (info p. 4)

Thickn. (ga) ≠ [mm]: 0.5 | 0.7 | 1.0 | 1.2 | 1.5 | 2.0

Left Reducer

RKLB...

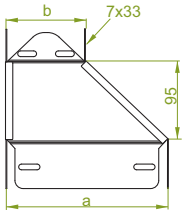

RKLBJ...H50

≠ 1.0 mm

CODE	Width a mm	Width b mm	kg 1 pc.	Catalogue No.	qty
RKLBJ100/50H50	100	50	0.19	156401	10
RKLBJ150/100H50	150	100	0.21	156501	10
RKLBJ200/100H50	200	100	0.26	156601	10
RKLBJ200/150H50	200	150	0.27	156701	10
RKLBJ300/200H50	300	200	0.34	156901	10
RKLBJ400/300H50	400	300	0.40	157101	10
RKLBJ500/400H50	500	400	0.47	157201	10
RKLBJ600/500H50	600	500	0.55	157301	10



RKLBP...H50

≠ 1.5 mm

CODE	Width a mm	Width b mm	kg 1 pc.	Catalogue No.	qty
RKLBP100/50H50	100	50	0.26	156402	10
RKLBP150/100H50	150	100	0.31	156502	10
RKLBP200/100H50	200	100	0.37	156602	10
RKLBP200/150H50	200	150	0.40	156702	10
RKLBP300/200H50	300	200	0.49	156902	10
RKLBP400/300H50	400	300	0.60	157102	10
RKLBP500/400H50	500	400	0.71	157202	10
RKLBP600/500H50	600	500	0.83	157302	10

For the assembly use Screw Sets SGKM6x12 or SGM6x12.
In case of special orders please specify dimensions a and b.

Right Reducer

RKPB...

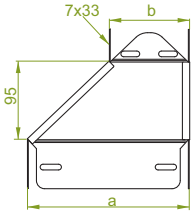

RKPBJ...H50

≠ 1.0 mm

CODE	Width a mm	Width b mm	kg 1 pc.	Catalogue No.	qty
RKPBJ100/50H50	100	50	0.19	156403	10
RKPBJ150/100H50	150	100	0.21	156503	10
RKPBJ200/100H50	200	100	0.26	156603	10
RKPBJ200/150H50	200	150	0.27	156703	10
RKPBJ300/200H50	300	200	0.34	156903	10
RKPBJ400/300H50	400	300	0.40	157103	10
RKPBJ500/400H50	500	400	0.47	157203	10
RKPBJ600/500H50	600	500	0.55	157303	10



RKPBP...H50

≠ 1.5 mm

CODE	Width a mm	Width b mm	kg 1 pc.	Catalogue No.	qty
RKPBP100/50H50	100	50	0.26	156404	10
RKPBP150/100H50	150	100	0.31	156504	10
RKPBP200/100H50	200	100	0.37	156604	10
RKPBP200/150H50	200	150	0.40	156704	10
RKPBP300/200H50	300	200	0.49	156904	10
RKPBP400/300H50	400	300	0.60	157104	10
RKPBP500/400H50	500	400	0.71	157204	10
RKPBP600/500H50	600	500	0.83	157304	10

For the assembly use Screw Sets SGKM6x12 or SGM6x12.
In case of special orders please specify dimensions a and b.

Straight Reducer

RKSB...

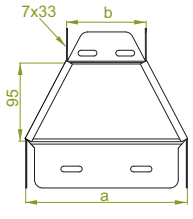

RKSBJ...H50

≠ 1.0 mm

CODE	Width a mm	Width b mm	kg 1 pc.	Catalogue No.	qty
RKSBJ100/50H50	100	50	0.19	157401	10
RKSBJ150/100H50	150	100	0.21	157501	10
RKSBJ200/100H50	200	100	0.26	157601	10
RKSBJ200/150H50	200	150	0.27	157701	10
RKSBJ300/200H50	300	200	0.34	157901	10
RKSBJ400/300H50	400	300	0.40	158101	10
RKSBJ500/400H50	500	400	0.47	158201	10
RKSBJ600/500H50	600	500	0.55	158301	10

RKSBP...H50

≠ 1.5 mm

CODE	Width a mm	Width b mm	kg 1 pc.	Catalogue No.	qty
RKSBP100/50H50	100	50	0.26	157402	10
RKSBP150/100H50	150	100	0.31	157502	10
RKSBP200/100H50	200	100	0.37	157602	10
RKSBP200/150H50	200	150	0.40	157702	10
RKSBP300/200H50	300	200	0.49	157902	10
RKSBP400/300H50	400	300	0.60	158102	10
RKSBP500/400H50	500	400	0.71	158202	10
RKSBP600/500H50	600	500	0.83	158302	10

For the assembly use Screw Sets SGKM6x12 or SGM6x12.
In case of special orders please specify dimensions a and b.

APPLICATIONS
Reducing/extending Width of cable runs.

MATERIAL
Steel, strip-galv. acc. to the Sendzimir method PN-EN 10346:2015-09 (SG)
Available finishes:
F - steel, hot-dip galv. to PN-EN ISO 1461:2011 (HDG)
E - stainless steel (SS), grade 1.4301 (AISI304)
L - powder coating in a full range of colours (PC) (info p. 4)

Thickn. (ga) ≠ [mm]: 0.5 0.7 1.0 1.2 1.5 2.0

Horizontal Bypass

OPZ...

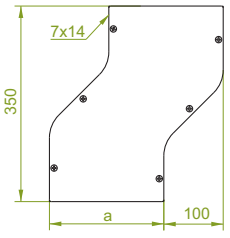

OPZJ...H50

≠ 1.0 mm

CODE	Width a mm	kg 1 pc.	Catalogue No.	qty
OPZJ50H50	50	0.55	154305	2
OPZJ100H50	100	0.81	154310	2
OPZJ150H50	150	1.07	154315	2
OPZJ200H50	200	1.33	154320	2
OPZJ300H50	300	1.87	154330	2
OPZJ400H50	400	2.39	154340	2
OPZJ500H50	500	3.13	154350	2
OPZJ600H50	600	3.47	154360	2



OPZP...H50

≠ 1.5 mm

CODE	Width a mm	kg 1 pc.	Catalogue No.	qty
OPZP50H50	50	0.80	154405	2
OPZP100H50	100	1.22	154410	2
OPZP150H50	150	1.60	154415	2
OPZP200H50	200	1.98	154420	2
OPZP300H50	300	2.92	154430	2
OPZP400H50	400	3.56	154440	2
OPZP500H50	500	4.68	154450	2
OPZP600H50	600	5.24	154460	2

OPZB...

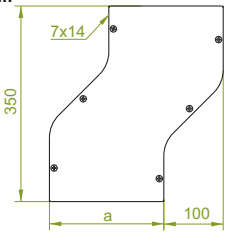

OPZBJ...H50

≠ 1.0 mm

CODE	Width a mm	kg 1 pc.	Catalogue No.	qty
OPZBJ50H50	50	0.55	153701	2
OPZBJ100H50	100	0.81	153801	2
OPZBJ150H50	150	1.07	153901	2
OPZBJ200H50	200	1.33	154001	2
OPZBJ300H50	300	1.87	154201	2
OPZBJ400H50	400	2.39	154301	2
OPZBJ500H50	500	3.13	154401	2
OPZBJ600H50	600	3.47	154501	2



OPZBP...H50

≠ 1.5 mm

CODE	Width a mm	kg 1 pc.	Catalogue No.	qty
OPZBP50H50	50	0.80	153702	2
OPZBP100H50	100	1.22	153802	2
OPZBP150H50	150	1.60	153902	2
OPZBP200H50	200	1.98	154002	2
OPZBP300H50	300	2.92	154202	2
OPZBP400H50	400	3.56	154302	2
OPZBP500H50	500	4.68	154402	2
OPZBP600H50	600	5.24	154502	2

For the assembly use Screw Sets SGKM6x12 or SGM6x12 and Connectors LPMLH50 or LPMPH50. Can be used as a left or right bypass.

Vertical Bypass

OPN...

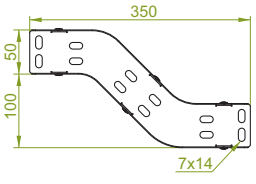

OPNJ...H50

≠ 1.0 mm

CODE	Width a mm	kg 1 pc.	Catalogue No.	qty
OPNJ50H50	50	0.55	154505	2
OPNJ100H50	100	0.81	154510	2
OPNJ150H50	150	1.07	154515	2
OPNJ200H50	200	1.33	154520	2
OPNJ300H50	300	1.87	154530	2
OPNJ400H50	400	2.39	154540	2
OPNJ500H50	500	3.13	154550	2
OPNJ600H50	600	3.47	154560	2



OPNP...H50

≠ 1.5 mm

CODE	Width a mm	kg 1 pc.	Catalogue No.	qty
OPNP50H50	50	0.80	154605	2
OPNP100H50	100	1.22	154610	2
OPNP150H50	150	1.60	154615	2
OPNP200H50	200	1.98	154620	2
OPNP300H50	300	2.92	154630	2
OPNP400H50	400	3.56	154640	2
OPNP500H50	500	4.68	154650	2
OPNP600H50	600	5.24	154660	2

OPNB...

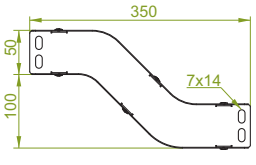

OPNBJ...H50

≠ 1.0 mm

CODE	Width a mm	kg 1 pc.	Catalogue No.	qty
OPNBJ50H50	50	0.55	153703	2
OPNBJ100H50	100	0.81	153803	2
OPNBJ150H50	150	1.07	153903	2
OPNBJ200H50	200	1.33	154003	2
OPNBJ300H50	300	1.87	154203	2
OPNBJ400H50	400	2.39	154303	2
OPNBJ500H50	500	3.13	154403	2
OPNBJ600H50	600	3.47	154503	2



OPNBP...H50

≠ 1.5 mm

CODE	Width a mm	kg 1 pc.	Catalogue No.	qty
OPNBP50H50	50	0.80	153704	2
OPNBP100H50	100	1.22	153804	2
OPNBP150H50	150	1.60	153904	2
OPNBP200H50	200	1.98	154004	2
OPNBP300H50	300	2.92	154204	2
OPNBP400H50	400	3.56	154304	2
OPNBP500H50	500	4.68	154404	2
OPNBP600H50	600	5.24	154504	2

For the assembly use Screw Sets SGKM6x12 or SGM6x12 and Connectors LPMLH50 or LPMPH50. Can be used as an upper or bottom bypass

APPLICATIONS
Bypassing mechanical obstacles in cable routing.

MATERIAL
Steel, strip-galv. acc. to the Sendzimir method PN-EN 10346:2015-09 (SG)
Available finishes:
F - steel, hot-dip galv. to PN-EN ISO 1461:2011 (HDG)
E - stainless steel (SS), grade 1.4301 (AISI304)
L - powder coating in a full range of colours (PC) (info p. 4)

Thickn. (ga) ≠ [mm]: 0.5 0.7 1.0 1.2 1.5 2.0

90° Vertical Bend

LU...

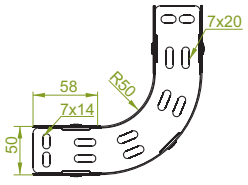

LUJ...H50

≠ 1.0 mm

CODE	Width a mm	kg 1 pc.	Catalogue No.	qty
LUJ50H50	50	0.58	153505	2
LUJ100H50	100	0.84	153510	2
LUJ150H50	150	1.12	153515	2
LUJ200H50	200	1.40	153520	2
LUJ300H50	300	1.96	153530	2
LUJ400H50	400	2.52	153540	2
LUJ500H50	500	3.06	153550	2
LUJ600H50	600	3.62	153560	2



LUP...H50

≠ 1.5 mm

CODE	Width a mm	kg 1 pc.	Catalogue No.	qty
LUP50H50	50	0.87	153605	2
LUP100H50	100	1.26	153610	2
LUP150H50	150	1.66	153615	2
LUP200H50	200	2.10	153620	2
LUP300H50	300	2.94	153630	2
LUP400H50	400	3.78	153640	2
LUP500H50	500	4.57	153650	2
LUP600H50	600	5.42	153660	2

For the assembly use Screw Sets SGKM6x12 or SGM6x12 and Connectors LPMLH50 or LPMPH50. Can be used as an external or internal bend.

LUB...

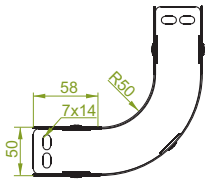

LUBJ...H50

≠ 1.0 mm

CODE	Width a mm	kg 1 pc.	Catalogue No.	qty
LUBJ50H50	50	0.58	151901	2
LUBJ100H50	100	0.84	152001	2
LUBJ150H50	150	1.12	152101	2
LUBJ200H50	200	1.40	152201	2
LUBJ300H50	300	1.96	152401	2
LUBJ400H50	400	2.52	152501	2
LUBJ500H50	500	3.06	152601	2
LUBJ600H50	600	3.62	152701	2



LUBP...H50

≠ 1.5 mm

CODE	Width a mm	kg 1 pc.	Catalogue No.	qty
LUBP50H50	50	0.87	151902	2
LUBP100H50	100	1.26	152002	2
LUBP150H50	150	1.66	152102	2
LUBP200H50	200	2.10	152202	2
LUBP300H50	300	2.94	152402	2
LUBP400H50	400	3.78	152502	2
LUBP500H50	500	4.57	152602	2
LUBP600H50	600	5.42	152702	2

For the assembly use Screw Sets SGKM6x12 or SGM6x12 and Connectors LPMLH50 or LPMPH50. Can be used as an external or internal bend.

LUP...

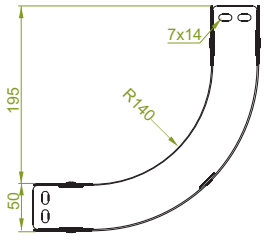

LUPJ...H50

≠ 1.0 mm

CODE	Width a mm	kg 1 pc.	Catalogue No.	qty
LUPJ50H50	50	0.65	156714	2
LUPJ100H50	100	0.92	156814	2
LUPJ150H50	150	1.21	156914	2
LUPJ200H50	200	1.57	157014	2
LUPJ300H50	300	2.29	157114	2
LUPJ400H50	400	3.00	157214	2
LUPJ500H50	500	3.72	157314	2
LUPJ600H50	600	4.44	157414	2



LUPP...H50

≠ 1.5 mm

CODE	Width a mm	kg 1 pc.	Catalogue No.	qty
LUPP50H50	50	0.95	157514	2
LUPP100H50	100	1.35	157614	2
LUPP150H50	150	1.82	157714	2
LUPP200H50	200	2.36	157814	2
LUPP300H50	300	3.43	157914	2
LUPP400H50	400	4.51	158014	2
LUPP500H50	500	5.58	158114	2
LUPP600H50	600	6.65	158214	2

For the assembly use Screw Sets SGKM6x12 or SGM6x12 and Connectors LPMLH50 or LPMPH50. Can be used as an external or internal bend.

APPLICATIONS
Diversions in cable routing.

MATERIAL
Steel, strip-galv. acc. to the Sendzimir method PN-EN 10346:2015-09 (SG)
Available finishes:
F - steel, hot-dip galv. to PN-EN ISO 1461:2011 (HDG)
E - stainless steel (SS), grade 1.4301 (AISI304)
L - powder coating in a full range of colours (PC) (info p. 4)

Thickn. (ga) ≠ [mm]: 0.5 0.7 1.0 1.2 1.5 2.0

45° Vertical Bend

LUM...

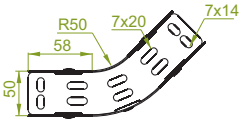

LUMJ...H50

≠ 1.0 mm

CODE	Width a mm	kg 1 pc.	Catalogue No.	qty
LUMJ50H50	50	0.40	153705	2
LUMJ100H50	100	0.58	153710	2
LUMJ150H50	150	0.78	153715	2
LUMJ200H50	200	1.01	153720	2
LUMJ300H50	300	1.36	153730	2
LUMJ400H50	400	1.76	153740	2
LUMJ500H50	500	2.13	153750	2
LUMJ600H50	600	2.49	153760	2



LUMP...H50

≠ 1.5 mm

CODE	Width a mm	kg 1 pc.	Catalogue No.	qty
LUMP50H50	50	0.60	153805	2
LUMP100H50	100	0.87	153810	2
LUMP150H50	150	1.15	153815	2
LUMP200H50	200	1.46	153820	2
LUMP300H50	300	2.05	153830	2
LUMP400H50	400	2.64	153840	2
LUMP500H50	500	3.19	153850	2
LUMP600H50	600	3.79	153860	2

For the assembly use Screw Sets SGKM6x12 or SGM6x12 and Connectors LPMLH50 or LPMPH50. Can be used as an external or internal bend.

LUMB...

LUMBJ...H50

≠ 1.0 mm

CODE	Width a mm	kg 1 pc.	Catalogue No.	qty
LUMBJ50H50	50	0.40	151903	2
LUMBJ100H50	100	0.58	152003	2
LUMBJ150H50	150	0.78	152103	2
LUMBJ200H50	200	1.01	152203	2
LUMBJ300H50	300	1.36	152403	2
LUMBJ400H50	400	1.76	152503	2
LUMBJ500H50	500	2.13	152603	2
LUMBJ600H50	600	2.49	152703	2



LUMBP...H50

≠ 1.5 mm

CODE	Width a mm	kg 1 pc.	Catalogue No.	qty
LUMBP50H50	50	0.60	151904	2
LUMBP100H50	100	0.87	152004	2
LUMBP150H50	150	1.15	152104	2
LUMBP200H50	200	1.46	152204	2
LUMBP300H50	300	2.05	152404	2
LUMBP400H50	400	2.64	152504	2
LUMBP500H50	500	3.19	152604	2
LUMBP600H50	600	3.79	152704	2

For the assembly use Screw Sets SGKM6x12 or SGM6x12 and Connectors LPMLH50 or LPMPH50. Can be used as an external or internal bend.

LUMP...



LUMPJ...H50

≠ 1.0 mm

CODE	Width a mm	kg 1 pc.	Catalogue No.	qty
LUMPJ50H50	50	0.47	158314	2
LUMPJ100H50	100	0.68	158414	2
LUMPJ150H50	150	0.90	158514	2
LUMPJ200H50	200	1.73	158614	2
LUMPJ300H50	300	2.07	158714	2
LUMPJ400H50	400	2.39	158814	2
LUMPJ500H50	500	2.73	158914	2
LUMPJ600H50	600	3.12	159014	2



LUMPP...H50

≠ 1.5 mm

CODE	Width a mm	kg 1 pc.	Catalogue No.	qty
LUMPP50H50	50	0.68	159114	2
LUMPP100H50	100	0.99	159214	2
LUMPP150H50	150	1.35	159314	2
LUMPP200H50	200	2.59	159414	2
LUMPP300H50	300	3.11	159514	2
LUMPP400H50	400	3.59	159614	2
LUMPP500H50	500	4.09	159714	2
LUMPP600H50	600	4.68	159814	2

For the assembly use Screw Sets SGKM6x12 or SGM6x12 and Connectors LPMLH50 or LPMPH50. Can be used as an external or internal bend.

APPLICATIONS
Diversions in cable routing.

MATERIAL
Steel, strip-galv. acc. to the Sendzimir method PN-EN 10346:2015-09 (SG)
Available finishes:
F - steel, hot-dip galv. to PN-EN ISO 1461:2011 (HDG)
E - stainless steel (SS), grade 1.4301 (AISI304)
L - powder coating in a full range of colours (PC) (info p. 4)

Thickn. (ga) ≠ [mm]: 0.5 0.7 1.0 1.2 1.5 2.0

Adjustable Vertical Bend

LL...

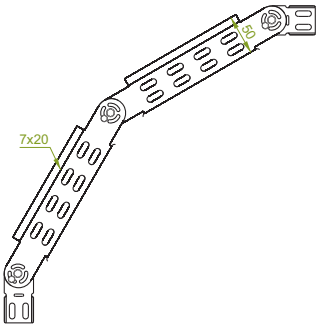

LLJ...H50

≠ 1.0 mm

CODE	Width a mm	kg 1 pc	Catalogue No.	Qty
LLJ50H50	50	0.98	157405	2
LLJ100H50	100	1.16	157410	2
LLJ150H50	150	1.32	157415	2
LLJ200H50	200	1.50	157420	2
LLJ300H50	300	1.82	157430	2
LLJ400H50	400	2.16	157440	2
LLJ500H50	500	2.48	157450	2
LLJ600H50	600	2.82	157460	2

LLP...H50

≠ 1.5 mm

CODE	Width a mm	kg 1 pc	Catalogue No.	Qty
LLP50H50	50	1.38	154005	2
LLP100H50	100	1.63	154010	2
LLP150H50	150	1.87	154015	2
LLP200H50	200	2.12	154020	2
LLP300H50	300	2.62	154030	2
LLP400H50	400	3.12	154040	2
LLP500H50	500	3.62	154050	2
LLP600H50	600	4.12	154060	2

For the assembly use Screw Sets SGKM6x12 or SGM6x12. Adjustable Vertical Bend is delivered fully assembled together with: 2 Adjustable Vertical Bend Elements 4 parts of the 2-part Angle Connector item, 6 sets of screws

Adjustable Vertical Bend Element

EL...

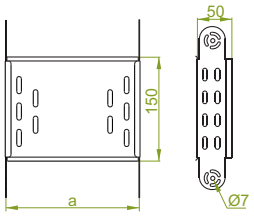

ELJ...H50

≠ 1.0 mm

CODE	Width a mm	kg 1 pc	Catalogue No.	Qty
ELJ50H50	50	0.29	157605	4
ELJ100H50	100	0.38	157610	4
ELJ150H50	150	0.46	157615	4
ELJ200H50	200	0.55	157620	4
ELJ300H50	300	0.71	157630	4
ELJ400H50	400	0.88	157640	4
ELJ500H50	500	1.04	157650	4
ELJ600H50	600	1.21	157660	4

ELP...H50

≠ 1.5 mm

CODE	Width a mm	kg 1 pc	Catalogue No.	Qty
ELP50H50	50	0.45	154205	4
ELP100H50	100	0.57	154210	4
ELP150H50	150	0.69	154215	4
ELP200H50	200	0.82	154220	4
ELP300H50	300	1.07	154230	4
ELP400H50	400	1.32	154240	4
ELP500H50	500	1.57	154250	4
ELP600H50	600	1.82	154260	4

Possibility of creating adjustable vertical bends of any internal radius through adding up bend elements.

Adjustable Vertical Bend

LLB...

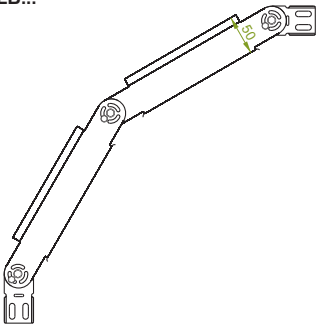

LLBJ...H50

≠ 1.0 mm

CODE	Width a mm	kg 1 pc	Catalogue No.	Qty
LLBJ50H50	50	0.98	152801	2
LLBJ100H50	100	1.16	152901	2
LLBJ150H50	150	1.32	153001	2
LLBJ200H50	200	1.50	153101	2
LLBJ300H50	300	1.82	153301	2
LLBJ400H50	400	2.16	153401	2
LLBJ500H50	500	2.48	153501	2
LLBJ600H50	600	2.82	153601	2

LLBP...H50

≠ 1.5 mm

CODE	Width a mm	kg 1 pc	Catalogue No.	Qty
LLBP50H50	50	1.38	152802	2
LLBP100H50	100	1.63	152902	2
LLBP150H50	150	1.87	153002	2
LLBP200H50	200	2.12	153102	2
LLBP300H50	300	2.62	153302	2
LLBP400H50	400	3.12	153402	2
LLBP500H50	500	3.62	153502	2
LLBP600H50	600	4.12	153602	2

For the assembly use Screw Sets SGKM6x12 or SGM6x12. Adjustable Vertical Bend is delivered fully assembled together with: 2 Adjustable Vertical Bend Elements 4 parts of the 2-part Angle Connector item, 6 sets of screws

Adjustable Vertical Bend Element

ELB...

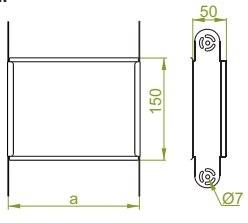

ELBJ...H50

≠ 1.0 mm

CODE	Width a mm	kg 1 pc	Catalogue No.	Qty
ELBJ50H50	50	0.29	152803	4
ELBJ100H50	100	0.38	152903	4
ELBJ150H50	150	0.46	153003	4
ELBJ200H50	200	0.55	153103	4
ELBJ300H50	300	0.71	153303	4
ELBJ400H50	400	0.88	153403	4
ELBJ500H50	500	1.04	153503	4
ELBJ600H50	600	1.21	153603	4

ELBP...H50

≠ 1.5 mm

CODE	Width a mm	kg 1 pc	Catalogue No.	Qty
ELBP50H50	50	0.45	152804	4
ELBP100H50	100	0.57	152904	4
ELBP150H50	150	0.69	153004	4
ELBP200H50	200	0.82	153104	4
ELBP300H50	300	1.07	153304	4
ELBP400H50	400	1.32	153404	4
ELBP500H50	500	1.57	153504	4
ELBP600H50	600	1.82	153604	4

Possibility of creating adjustable vertical bends of any internal radius through adding up bend elements.



APPLICATIONS
Diversions in cable routing.
Full-range angle adjustment with a lock.

MATERIAL
Steel, strip-galv. acc. to the Sendzimir method PN-EN 10346:2015-09 (SG)
Available finishes:
F - steel, hot-dip galv. to PN-EN ISO 1461:2011 (HDG)
E - stainless steel (SS), grade 1.4301 (AISI304)
L - powder coating in a full range of colours (PC) (info p. 4)

Thickn. (ga) ≠ [mm]: 0.5 0.7 1.0 1.2 1.5 2.0

Vertical Elbow - Right

KRP...

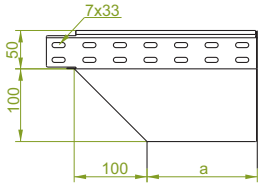

KRPJ...H50

≠ 1.0 mm

CODE	Width a mm	kg 1 pc.	Catalogue No.	qty
KRPJ50H50	50	0.48	158405	1
KRPJ100H50	100	0.70	158410	1
KRPJ150H50	150	1.06	158415	1
KRPJ200H50	200	1.41	158420	1
KRPJ300H50	300	2.11	158430	1
KRPJ400H50	400	2.80	158440	1
KRPJ500H50	500	3.51	158450	1
KRPJ600H50	600	4.22	158460	1

KRPP...H50

≠ 1.5 mm

CODE	Width a mm	kg 1 pc.	Catalogue No.	qty
KRPP50H50	50	0.69	155005	1
KRPP100H50	100	1.05	155010	1
KRPP150H50	150	1.59	155015	1
KRPP200H50	200	2.11	155020	1
KRPP300H50	300	3.16	155030	1
KRPP400H50	400	4.22	155040	1
KRPP500H50	500	5.27	155050	1
KRPP600H50	600	6.33	155060	1



KRPB...

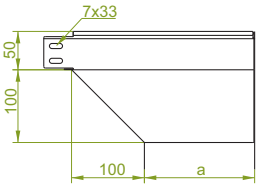

KRPBJ...H50

≠ 1.0 mm

CODE	Width a mm	kg 1 pc.	Catalogue No.	qty
KRPBJ50H50	50	0.48	154603	1
KRPBJ100H50	100	0.70	154703	1
KRPBJ150H50	150	1.06	154803	1
KRPBJ200H50	200	1.41	154903	1
KRPBJ300H50	300	2.11	155103	1
KRPBJ400H50	400	2.80	155203	1
KRPBJ500H50	500	3.51	155303	1
KRPBJ600H50	600	4.22	155403	1

KRPBP...H50

≠ 1.5 mm

CODE	Width a mm	kg 1 pc.	Catalogue No.	qty
KRPBP50H50	50	0.69	154604	1
KRPBP100H50	100	1.05	154704	1
KRPBP150H50	150	1.59	154804	1
KRPBP200H50	200	2.11	154904	1
KRPBP300H50	300	3.16	155104	1
KRPBP400H50	400	4.22	155204	1
KRPBP500H50	500	5.27	155304	1
KRPBP600H50	600	6.33	155404	1

For the assembly use Screw Sets SGKM6x12 or SGM6x12.



Vertical Elbow - Left

KRL...

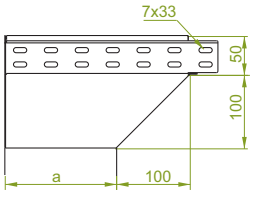

KRLJ...H50

≠ 1.0 mm

CODE	Width a mm	kg 1 pc.	Catalogue No.	qty
KRLJ50H50	50	0.48	158205	1
KRLJ100H50	100	0.70	158210	1
KRLJ150H50	150	1.06	158215	1
KRLJ200H50	200	1.41	158220	1
KRLJ300H50	300	2.11	158230	1
KRLJ400H50	400	2.80	158240	1
KRLJ500H50	500	3.51	158250	1
KRLJ600H50	600	4.22	158260	1

KRLP...H50

≠ 1.5 mm

CODE	Width a mm	kg 1 pc.	Catalogue No.	qty
KRLP50H50	50	0.69	154805	1
KRLP100H50	100	1.05	154810	1
KRLP150H50	150	1.59	154815	1
KRLP200H50	200	2.11	154820	1
KRLP300H50	300	3.16	154830	1
KRLP400H50	400	4.22	154840	1
KRLP500H50	500	5.27	154850	1
KRLP600H50	600	6.33	154860	1



KRLB...

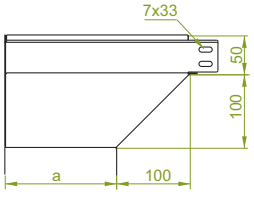

KRLBJ...H50

≠ 1.0 mm

CODE	Width a mm	kg 1 pc.	Catalogue No.	qty
KRLBJ50H50	50	0.48	154601	1
KRLBJ100H50	100	0.70	154701	1
KRLBJ150H50	150	1.06	154801	1
KRLBJ200H50	200	1.41	154901	1
KRLBJ300H50	300	2.11	155101	1
KRLBJ400H50	400	2.80	155201	1
KRLBJ500H50	500	3.51	155301	1
KRLBJ600H50	600	4.22	155401	1

KRLBP...H50

≠ 1.5 mm

CODE	Width a mm	kg 1 pc.	Catalogue No.	qty
KRLBP50H50	50	0.69	154602	1
KRLBP100H50	100	1.05	154702	1
KRLBP150H50	150	1.59	154802	1
KRLBP200H50	200	2.11	154902	1
KRLBP300H50	300	3.16	155102	1
KRLBP400H50	400	4.22	155202	1
KRLBP500H50	500	5.27	155302	1
KRLBP600H50	600	6.33	155402	1

For the assembly use Screw Sets SGKM6x12 or SGM6x12.



APPLICATIONS
Diversions in cable routing.

MATERIAL
Steel, strip-galv. acc. to the Sendzimir method PN-EN 10346:2015-09 (SG)
Available finishes:
F - steel, hot-dip galv. to PN-EN ISO 1461:2011 (HDG)
E - stainless steel (SS), grade 1.4301 (AISI304)
L - powder coating in a full range of colours (PC) (info p. 4)

Thickn. (ga) ≠ [mm]: 0.5 0.7 1.0 1.2 1.5 2.0

Vertical Tee - Lengthwise

TR...

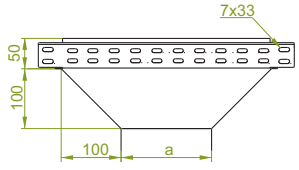

TRJ...H50

≠ 1.0 mm

CODE	Width a mm	kg 1 pc.	Catalogue No.	qty
TRJ50H50	50	0.61	158605	1
TRJ100H50	100	0.87	158610	1
TRJ150H50	150	1.26	158615	1
TRJ200H50	200	1.66	158620	1
TRJ300H50	300	2.52	158630	1
TRJ400H50	400	1.66	158640	1
TRJ500H50	500	2.08	158650	1
TRJ600H50	600	2.52	158660	1

TRP...H50

≠ 1.5 mm

CODE	Width a mm	kg 1 pc.	Catalogue No.	qty
TRP50H50	50	0.91	155205	1
TRP100H50	100	1.30	155210	1
TRP150H50	150	1.89	155215	1
TRP200H50	200	2.49	155220	1
TRP300H50	300	3.90	155230	1
TRP400H50	400	5.00	155240	1
TRP500H50	500	6.50	155250	1
TRP600H50	600	7.35	155260	1

For the assembly use Screw Sets SGKM6x12 or SGM6x12.



TRB...

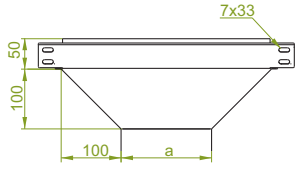

TRBJ...H50

≠ 1.0 mm

CODE	Width a mm	kg 1 pc.	Catalogue No.	qty
TRBJ50H50	50	0.61	155501	1
TRBJ100H50	100	0.87	155601	1
TRBJ150H50	150	1.26	155701	1
TRBJ200H50	200	1.66	155801	1
TRBJ300H50	300	2.52	156001	1
TRBJ400H50	400	3.36	156101	1
TRBJ500H50	500	4.35	156201	1
TRBJ600H50	600	4.84	156301	1

TRBP...H50

≠ 1.5 mm

CODE	Width a mm	kg 1 pc.	Catalogue No.	qty
TRBP50H50	50	0.91	155502	1
TRBP100H50	100	1.30	155602	1
TRBP150H50	150	1.89	155702	1
TRBP200H50	200	2.49	155802	1
TRBP300H50	300	3.90	156002	1
TRBP400H50	400	5.00	156102	1
TRBP500H50	500	6.50	156202	1
TRBP600H50	600	7.35	156302	1

For the assembly use Screw Sets SGKM6x12 or SGM6x12.



Vertical Tee - Crosswise

TRS...

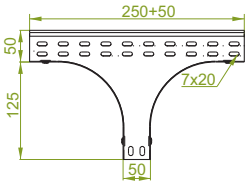

TRSJ...H50

≠ 1.0 mm

CODE	Width a mm	kg 1 pc.	Catalogue No.	qty
TRSJ50H50	50	0.68	158805	1
TRSJ100H50	100	0.87	158810	1
TRSJ150H50	150	1.06	158815	1
TRSJ200H50	200	1.24	158820	1
TRSJ300H50	300	1.61	158830	1
TRSJ400H50	400	1.24	158840	1
TRSJ500H50	500	1.43	158850	1
TRSJ600H50	600	1.61	158860	1

TRSP...H50

≠ 1.5 mm

CODE	Width a mm	kg 1 pc.	Catalogue No.	qty
TRSP50H50	50	1.04	155405	1
TRSP100H50	100	1.32	155410	1
TRSP150H50	150	1.59	155415	1
TRSP200H50	200	1.87	155420	1
TRSP300H50	300	2.42	155430	1
TRSP400H50	400	2.97	155440	1
TRSP500H50	500	3.53	155450	1
TRSP600H50	600	4.08	155460	1



TRSB...

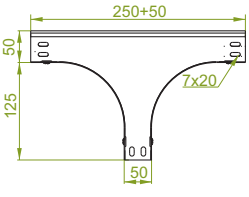

TRSBJ...H50

≠ 1.0 mm

CODE	Width a mm	kg 1 pc.	Catalogue No.	qty
TRSBJ50H50	50	0.68	155503	1
TRSBJ100H50	100	0.87	155603	1
TRSBJ150H50	150	1.06	155703	1
TRSBJ200H50	200	1.24	155803	1
TRSBJ300H50	300	1.61	156003	1
TRSBJ400H50	400	1.98	156103	1
TRSBJ500H50	500	2.35	156203	1
TRSBJ600H50	600	2.71	156303	1

TRSBP...H50

≠ 1.5 mm

CODE	Width a mm	kg 1 pc.	Catalogue No.	qty
TRSBP50H50	50	1.04	155504	1
TRSBP100H50	100	1.32	155604	1
TRSBP150H50	150	1.59	155704	1
TRSBP200H50	200	1.87	155804	1
TRSBP300H50	300	2.42	156004	1
TRSBP400H50	400	2.97	156104	1
TRSBP500H50	500	3.53	156204	1
TRSBP600H50	600	4.08	156304	1

For the assembly use Screw Sets SGKM6x12 or SGM6x12 and Connectors LPMLH50 or LPMPH50.



APPLICATIONS
Branching out cable routes.

MATERIAL
Steel, strip-galv. acc. to the Sendzimir method PN-EN 10346:2015-09 (SG)
Available finishes:
F - steel, hot-dip galv. to PN-EN ISO 1461:2011 (HDG)
E - stainless steel (SS), grade 1.4301 (AISI304)
L - powder coating in a full range of colours (PC) (info p. 4)

Thickn. (ga) ≠ [mm]: 0.5 | 0.7 | 1.0 | 1.2 | 1.5 | 2.0

Cable Tray

KF...50 KF...

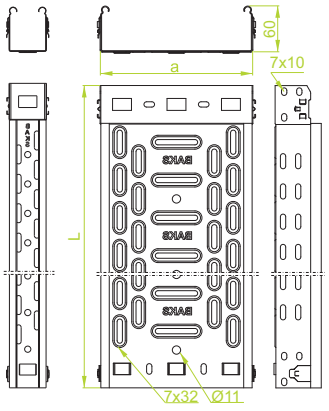

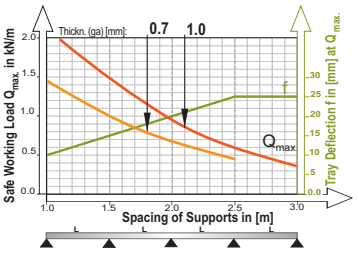

Width	Usable Cross-Section
50	29 cm²
100	58 cm²
150	88 cm²
200	118 cm²
300	178 cm²
400	238 cm²
500	298 cm²
600	358 cm²

APPLICATIONS
Cable routing

KFL...H60

≠ 0.7 mm

CODE	Width a mm	Length L mm	kg 1 m	Catalogue No.	Qty/m
KFL50H60/2	50	2000	0.98	160923	4/8
KFL50H60/3	50	3000	0.98	161023	4/12
KFL100H60/2	100	2000	1.18	161123	4/8
KFL100H60/3	100	3000	1.18	161223	4/12
KFL150H60/2	150	2000	1.43	161323	4/8
KFL150H60/3	150	3000	1.43	161423	4/12
KFL200H60/2	200	2000	1.68	161523	4/8
KFL200H60/3	200	3000	1.68	161623	4/12
KFL300H60/2	300	2000	2.18	161723	2/4
KFL300H60/3	300	3000	2.18	161823	2/6

KFJ...H60

≠ 1.0 mm

CODE	Width a mm	Length L mm	kg 1 m	Catalogue No.	Qty/m
KFJ50H60/3	50	3000	1.33	162523	4/12
KFJ100H60/3	100	3000	1.63	162623	4/12
KFJ150H60/3	150	3000	1.98	162723	4/12
KFJ200H60/3	200	3000	2.28	162823	4/12
KFJ300H60/3	300	3000	2.96	162923	2/6
KFJ400H60/3	400	3000	3.65	163023	2/6
KFJ500H60/3	500	3000	4.32	163123	2/6
KFJ600H60/3	600	3000	4.99	163223	2/6

Information on covers for cable trays and fittings – see pages: 62-66

Advantages of new system:
- Fast and easy assembly
- Firm click connection
- Deep stamping around the slots in the bottom increase the strength
- Dense perforation with stamping around the slots for excellent heat transfer – designed to enable cable tray installation on supports from BAKS anywhere within the system
  Slotted holes Ø11 in the cable tray bottom allow for suspension on a threaded rod

KF...50H60

MATERIAL
Steel, strip-galv. acc. to the Sendzimir method PN-EN 10346:2015-09 (SG)
Available finishes:
L - powder coating in a full range of colours (PC) (info p. 4)

Snap fastening of Cable Trays KF...

Applications of Cable Trays KF... with boltless connection
- In electric installations assembled on grounded steel structures
- In electrical installations operated at 1 kV max.
- In hydraulic, pneumatic installations, etc.

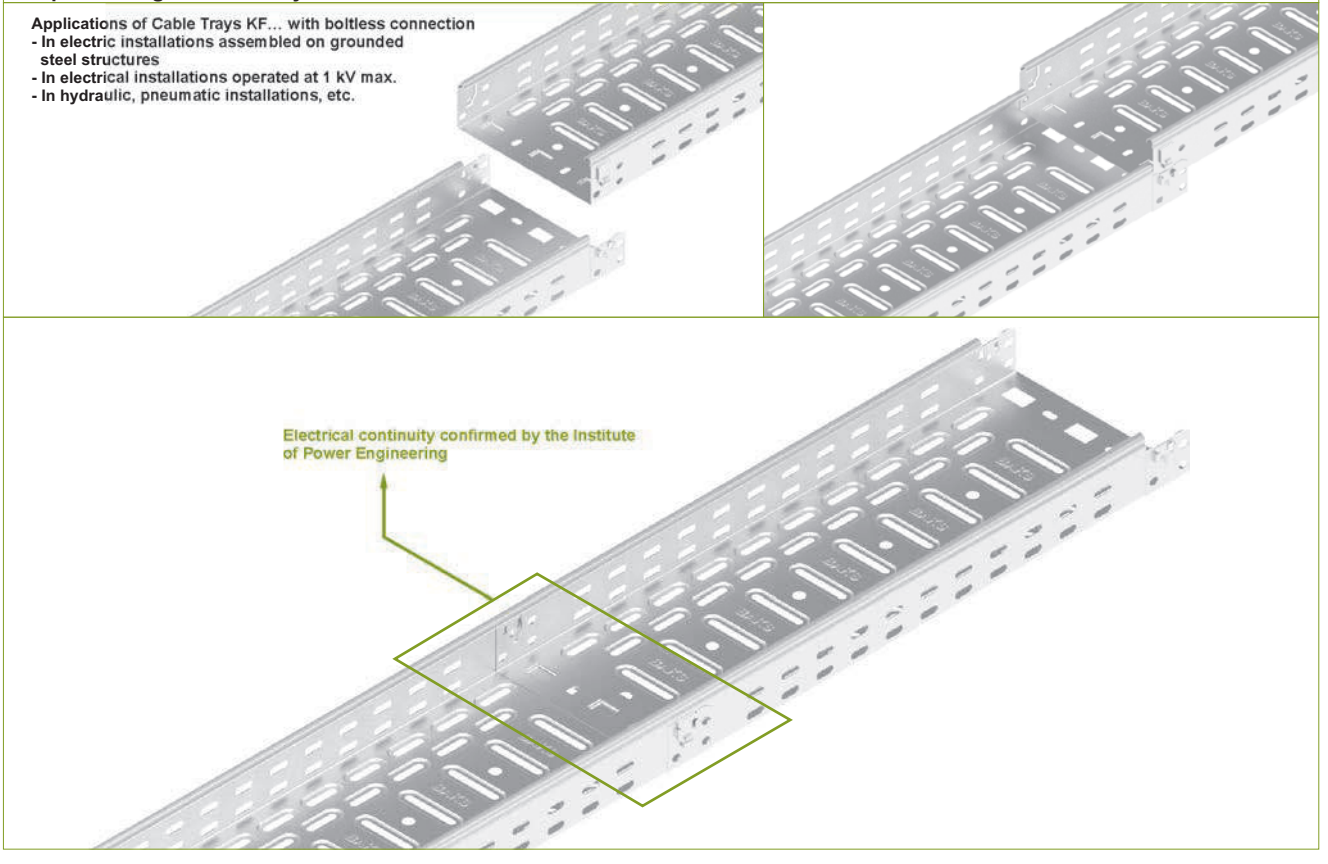

Straight Connector

LP...

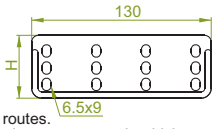

APPLICATIONS
Connecting cable routes.
Picking the appropriate connector: the thickness of the connector must be equal or bigger than the thickness of the cable tray.

LP...H60

CODE	Height H mm	kg 1 pc.	Catalogue No.	qty
			≠ 0.7 mm	
LPLH60	55	0.04	163011	100
			≠ 1.0 mm	
LPJH60	55	0.06	163122	100
			≠ 1.5 mm	
LPP/LPOPH60	55	0.08	163111	100

The connectors are used for joining cut-to-length Cable Trays KF...
For the assembly use at least 4 Screw Sets SGKM6x12 or SGM6x12.

E-90

LPM...

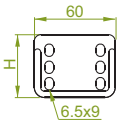

APPLICATIONS
Connecting cable routes.
Picking the appropriate connector: the thickness of the connector must be equal or bigger than the thickness of the cable tray.

LPM...H60

CODE	Height H mm	kg 1 pc.	Catalogue No.	qty
			≠ 0.7 mm	
LPMLH60	55	0.02	162800	100
			≠ 1.0 mm	
LPMJH60	55	0.03	162925	100
			≠ 1.5 mm	
LPMPH60	55	0.04	162900	100

The connectors are used for joining cut-to-length Cable Trays KF... with a fitting without an integrated connector, e.g. by a bypass.

Connector

LKFJH60

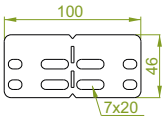

LKFJH60

CODE	kg 1 pc.	Catalogue No.	qty
		≠ 1.0 mm	
LKFJH60	0.03	163212	100

The connectors are used to join fittings without integrated connectors (e.g. bypass) with Cable Trays KF... (suitable for click ends of Cable Trays KF...) or standard length Cable Trays KF... with another cut-to-length tray.
For the assembly use at least 4 Screw Sets SGKM6x12 or SGM6x12.

N
E-90

Articulated Connector

LGFJH60

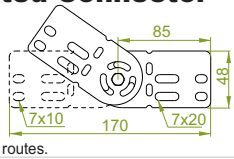

APPLICATIONS
Connecting cable routes.

LGFJH60

CODE	Height H mm	kg 1 pc.	Catalogue No.	qty
			≠ 1.0 mm	
LGFJH60	50	0.12	164512	100

For the assembly use Screw Sets SGKM6x12 or SGM6x12.

N
E-90

90° Horizontal Bend

KKUJ...

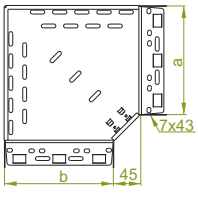

KKUJ...H60

CODE	Width a=b mm	kg 1 pc.	Catalogue No.	qty
			≠ 1.0 mm	
KKUJ50H60	50	0.22	165061	20
KKUJ100H60	100	0.41	165062	10
KKUJ150H60	150	0.58	165063	10
KKUJ200H60	200	0.79	165064	10
KKUJ300H60	300	1.30	165065	10
KKUJ400H60	400	2.20	165066	10
KKUJ500H60	500	2.94	165067	10
KKUJ600H60	600	3.92	165068	10

Universal fittings for appliance in the classical systems of cable trays, as well as the CLICK Fast Assembly System. For the assembly use Screw Sets SGKM6x12 or SGM6x12.In case of special orders please specify dimensions a and b.

N
E-90

45° Horizontal Bend

KKMUJ...

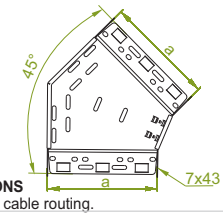

APPLICATIONS
Diversions in cable routing.

KKMUJ...H60

CODE	Width a mm	kg 1 pc.	Catalogue No.	qty
			≠ 1.0 mm	
KKMUJ50H60	50	0.16	165161	20
KKMUJ100H60	100	0.29	165162	10
KKMUJ150H60	150	0.41	165163	10
KKMUJ200H60	200	0.55	165164	10
KKMUJ300H60	300	0.91	165165	10
KKMUJ400H60	400	1.54	165166	10
KKMUJ500H60	500	2.06	165167	10
KKMUJ600H60	600	2.74	165168	10

Universal fittings for appliance in the classical systems of cable trays, as well as the CLICK Fast Assembly System. For the assembly use Screw Sets SGKM6x12 or SGM6x12.

N
E-90

Horizontal Tee

TKUJ...

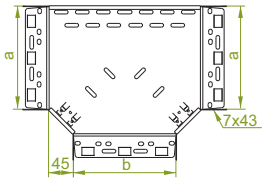

TKUJ...H60

CODE	Width a=b mm	kg 1 pc.	Catalogue No.	qty
			≠ 1.0 mm	
TKUJ50H60	50	0.28	165261	20
TKUJ100H60	100	0.45	165262	10
TKUJ150H60	150	0.64	165263	10
TKUJ200H60	200	0.90	165264	10
TKUJ300H60	300	1.49	165265	10
TKUJ400H60	400	2.26	165266	10
TKUJ500H60	500	3.04	165267	10
TKUJ600H60	600	3.96	165268	10

Universal fittings for appliance in the classical systems of cable trays, as well as the CLICK Fast Assembly System. For the assembly use Screw Sets SGKM6x12 or SGM6x12. In case of special orders please specify dimensions a and b.



N
E-90

Horizontal Cross-over

CZKUJ...

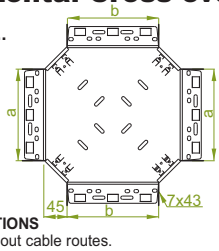

APPLICATIONS
Branching out cable routes.

CZKUJ...H60

CODE	Width a=b mm	kg 1 pc.	Catalogue No.	qty
			≠ 1.0 mm	
CZKUJ50H60	50	0.33	165361	20
CZKUJ100H60	100	0.48	165362	10
CZKUJ150H60	150	0.67	165363	10
CZKUJ200H60	200	0.96	165364	10
CZKUJ300H60	300	1.49	165365	10
CZKUJ400H60	400	2.28	165366	10
CZKUJ500H60	500	3.28	165367	10
CZKUJ600H60	600	3.99	165368	10

Universal fittings for appliance in the classical systems of cable trays, as well as the CLICK Fast Assembly System. For the assembly use Screw Sets SGKM6x12 or SGM6x12. In case of special orders please specify dimensions a and b.

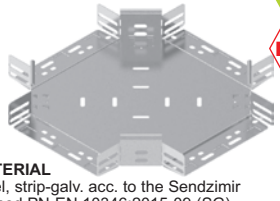

N
E-90

MATERIAL
Steel, strip-galv. acc. to the Sendzimir method PN-EN 10346:2015-09 (SG)
Available finishes:
L - powder coating in a full range of colours (PC) (info p. 4)

E-90 - For detailed information, see section XIX

Thickn. (ga) ≠ [mm]: 0.5 0.7 1.0 1.2 1.5 2.0

90°Horizontal Bend

KKPFJ...

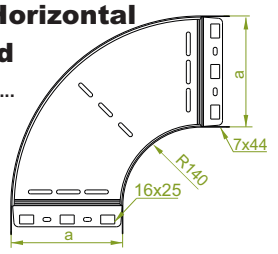

KKPFJ...H60

≠ 1.0 mm

CODE	Width a mm	kg 1 pc.	Catalogue No.	Qty.
KKPFJ50H60	50	0.41	160126	20
KKPFJ100H60	100	0.60	160226	10
KKPFJ150H60	150	0.82	160326	10
KKPFJ200H60	200	1.07	160426	10
KKPFJ300H60	300	1.66	160526	10
KKPFJ400H60	400	2.29	160626	10
KKPFJ500H60	500	3.20	160726	10
KKPFJ600H60	600	4.16	160826	10

For the assembly use Screw Sets SGKM6x12 or SGM6x12.



N

E-90

45° Horizontal Bend

KKMPFJ...

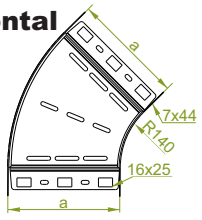

APPLICATIONS
Diversions in cable routing.

KKMPFJ...H60

≠ 1.0 mm

CODE	Width a mm	kg 1 pc.	Catalogue No.	Qty.
KKMPFJ50H60	50	0.22	160926	20
KKMPFJ100H60	100	0.34	161026	10
KKMPFJ150H60	150	0.46	161126	10
KKMPFJ200H60	200	0.60	161226	10
KKMPFJ300H60	300	0.91	161426	10
KKMPFJ400H60	400	1.29	161526	10
KKMPFJ500H60	500	1.72	161726	10
KKMPFJ600H60	600	2.22	161826	10

For the assembly use Screw Sets SGKM6x12 or SGM6x12.

N

E-90

Horizontal Tee

TKPFJ...

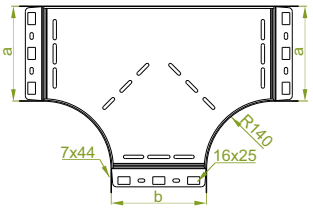

TKPFJ...H60

≠ 1.0 mm

CODE	Width a=b mm	kg 1 pc.	Catalogue No.	Qty.
TKPFJ50H60	50	0.53	161926	20
TKPFJ100H60	100	0.98	162026	10
TKPFJ150H60	150	1.30	162126	10
TKPFJ200H60	200	1.65	162226	10
TKPFJ300H60	300	2.47	162326	10
TKPFJ400H60	400	3.45	162426	10
TKPFJ500H60	500	4.59	162526	10
TKPFJ600H60	600	5.88	162626	10

For the assembly use Screw Sets SGKM6x12 or SGM6x12.
In case of special orders please specify dimensions a and b.

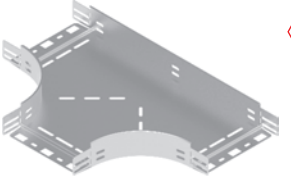

N

E-90

Horizontal Cross-over

CZKPFJ...

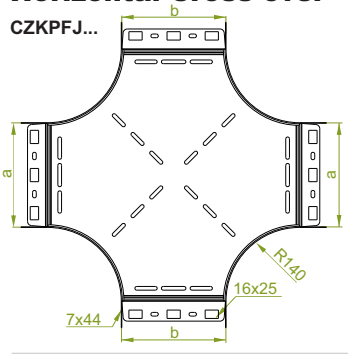

CZKPFJ...H60

≠ 1.0 mm

CODE	Width a=b mm	kg 1 pc.	Catalogue No.	Qty.
CZKPFJ50H60	50	0.66	162726	20
CZKPFJ100H60	100	1.23	162826	10
CZKPFJ150H60	150	1.58	162926	10
CZKPFJ200H60	200	1.98	163026	10
CZKPFJ300H60	300	2.88	163126	10
CZKPFJ400H60	400	3.94	163226	10
CZKPFJ500H60	500	5.16	163326	10
CZKPFJ600H60	600	6.53	163426	10

For the assembly use Screw Sets SGKM6x12 or SGM6x12.
In case of special orders please specify dimensions a and b.



N

E-90

Add-on Tee

TKDFJ...

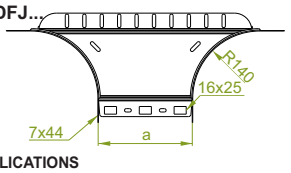

APPLICATIONS
Branching out cable routes.

TKDFJ...H60

≠ 1.0 mm

CODE	Width a mm	kg 1 pc.	Catalogue No.	Qty.
TKDFJ50H60	50	0.32	164826	10
TKDFJ100H60	100	0.44	163526	10
TKDFJ150H60	150	0.51	163626	10
TKDFJ200H60	200	0.58	163726	10
TKDFJ300H60	300	0.72	163826	10
TKDFJ400H60	400	0.86	163926	10
TKDFJ500H60	500	1.00	164026	10
TKDFJ600H60	600	1.14	164126	10

For the assembly use Screw Sets SGKM6x12 or SGM6x12.

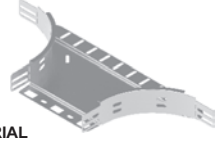

N

E-90

MATERIAL
Steel, strip-galv. acc. to the Sendzimir method PN-EN 10346:2015-09 (SG)
Available finishes:
L - powder coating in a full range of colours (PC) (info p. 4)

Application example of CZKPFJ

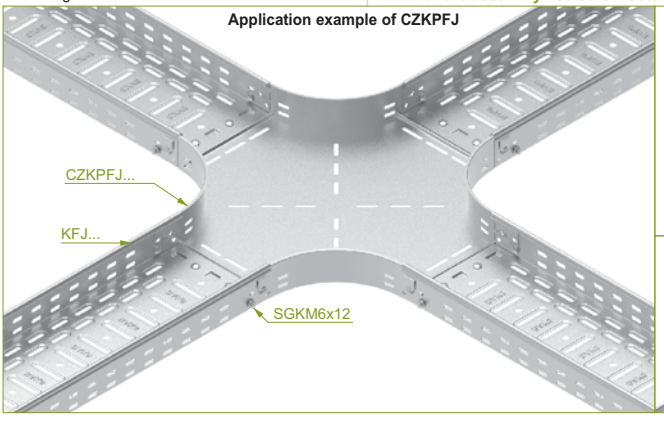

Application example of TKPFJ

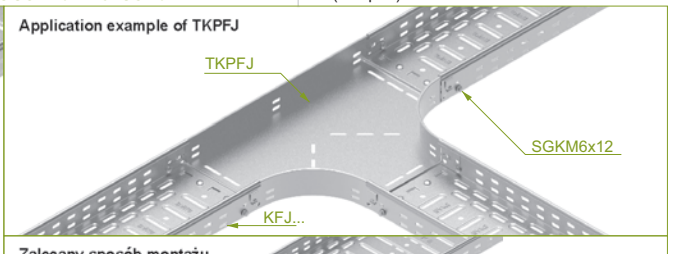

Zalecany sposób montażu korytek KF... z trójnikiem dostawnym TKDFJ



E-90 - For detailed information, see section XIX

Thickn. (ga) ≠ [mm]: 0.5 0.7 1.0 1.2 1.5 2.0

Left Reducer

RKLFJ...

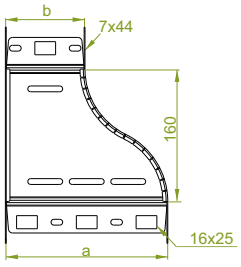

RKLFJ...H60

≠ 1.0 mm

CODE	Width a mm	Width b mm	kg 1 pc.	Catalogue No.	qty
RKLFJ100/50H60	100	50	0.19	164612	10
RKLFJ150/100H60	150	100	0.23	164712	10
RKLFJ200/100H60	200	100	0.28	164812	10
RKLFJ200/150H60	200	150	0.30	164912	10
RKLFJ300/200H60	300	200	0.37	165012	10
RKLFJ400/300H60	400	300	0.41	165070	10
RKLFJ500/400H60	500	400	0.44	165071	10
RKLFJ600/500H60	600	500	0.47	165072	10

For the assembly use Screw Sets SGKM6x12 or SGM6x12.
In case of special orders please specify dimensions a and b.



N

E-90

Right Reducer

RKPFJ...

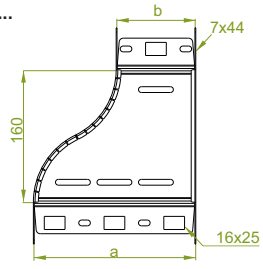

RKPFJ...H60

≠ 1.0 mm

CODE	Width a mm	Width b mm	kg 1 pc.	Catalogue No.	qty
RKPFJ100/50H60	100	50	0.19	165112	10
RKPFJ150/100H60	150	100	0.23	165212	10
RKPFJ200/100H60	200	100	0.28	165312	10
RKPFJ200/150H60	200	150	0.30	165412	10
RKPFJ300/200H60	300	200	0.37	165512	10
RKPFJ400/300H60	400	300	0.41	165530	10
RKPFJ500/400H60	500	400	0.44	165531	10
RKPFJ600/500H60	600	500	0.47	165532	10

For the assembly use Screw Sets SGKM6x12 or SGM6x12.
In case of special orders please specify dimensions a and b.



N

E-90

Straight Reducer

RKSFJ...

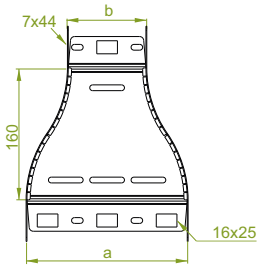

RKSFJ...H60

≠ 1.0 mm

CODE	Width a mm	Width b mm	kg 1 pc.	Catalogue No.	qty
RKSFJ100/50H60	100	50	0.19	165612	10
RKSFJ150/100H60	150	100	0.23	165712	10
RKSFJ200/100H60	200	100	0.28	165812	10
RKSFJ200/150H60	200	150	0.30	165912	10
RKSFJ300/200H60	300	200	0.37	166012	10
RKSFJ400/300H60	400	300	0.41	166021	10
RKSFJ500/400H60	500	400	0.44	166022	10
RKSFJ600/500H60	600	500	0.47	166023	10

For the assembly use Screw Sets SGKM6x12 or SGM6x12.
In case of special orders please specify dimensions a and b.

N

E-90

Angle Reducer

RKJ...

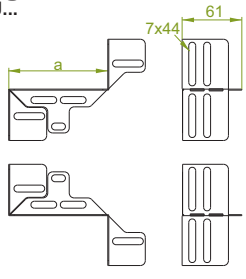

RKJ...H60

≠ 1.0 mm

CODE	Width a mm	kg 1 pc.	Catalogue No.	qty
RKJ50H60	50	0.07	169706	10
RKJ100H60	100	0.10	169711	10
RKJ150H60	100	0.14	169716	10
RKJ200H60	150	0.18	169721	10

By selection of apropriate element we can reduce Width of the cable tray by 50. 100. 150 or 200mm. For example by attaching RKJ200H60 to 300mm wide cable tray, we can transfer it to 100mm wide. Angle Reducer can be used with all types of BAKS cable trays

N

E-90

APPLICATIONS
Reducing/extending width of cable runs.

MATERIAL
Steel, strip-galv. acc. to the Sendzimir method PN-EN 10346:2015-09 (SG)
Available finishes:
L - powder coating in a full range of colours (PC) (info p. 4)

Example of RKJ...H60 RKSFJ...

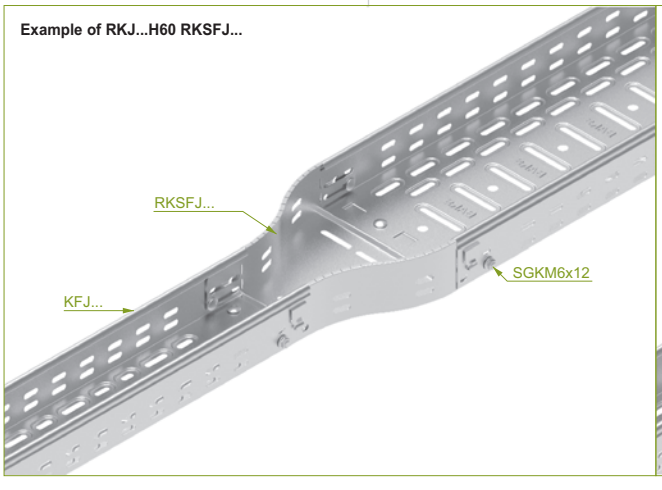

Example of RKJ...H60

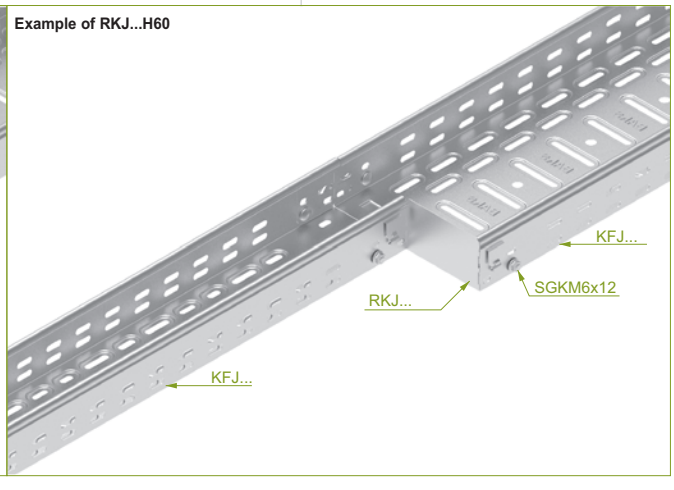

E-90 - For detailed information, see section XIX

Thickn. (ga) ≠ [mm]: 0.5 0.7 1.0 1.2 1.5 2.0

Horizontal Bypass

OPZJ...

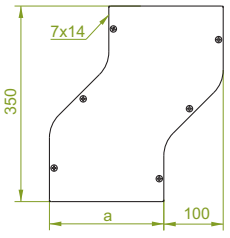

OPZJ...H60

≠ 1.0 mm

CODE	Width a mm	kg 1 pc.	Catalogue No.	qty
OPZJ50H60	50	0.62	166324	2
OPZJ100H60	100	0.86	167810	2
OPZJ150H60	150	1.12	167815	2
OPZJ200H60	200	1.38	167820	2
OPZJ300H60	300	1.92	167830	2
OPZJ400H60	400	2.44	167840	2
OPZJ500H60	500	3.18	167850	2
OPZJ600H60	600	3.52	167860	2

For the assembly use Screw Sets SGKM6x12 or SGM6x12 and Connectors LKFJH60. Can be used as a left or right bypass



E-90

Vertical Bypass

OPNJ...

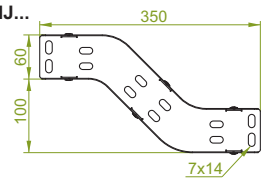

OPNJ...H60

≠ 1.0 mm

CODE	Width a mm	kg 1 pc.	Catalogue No.	qty
OPNJ50H60	50	0.62	166724	2
OPNJ100H60	100	0.86	168010	2
OPNJ150H60	150	1.12	168015	2
OPNJ200H60	200	1.38	168020	2
OPNJ300H60	300	1.92	168030	2
OPNJ400H60	400	2.44	168040	2
OPNJ500H60	500	3.18	168050	2
OPNJ600H60	600	3.52	168060	2

For the assembly use Screw Sets SGKM6x12 or SGM6x12 and Connectors LKFJH60. Can be used as an upper or bottom bypass



E-90

90° Vertical Bend

LUPJ...

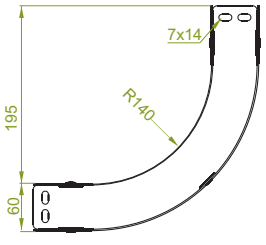

LUPJ...H60

≠ 1.0 mm

CODE	Width a mm	kg 1 pc.	Catalogue No.	qty
LUPJ50H60	50	0.72	167524	2
LUPJ100H60	100	1.01	165714	2
LUPJ150H60	150	1.30	165814	2
LUPJ200H60	200	1.63	165914	2
LUPJ300H60	300	2.36	166014	2
LUPJ400H60	400	3.09	166114	2
LUPJ500H60	500	3.81	166214	2
LUPJ600H60	600	4.54	166314	2

For the assembly use Screw Sets SGKM6x12 or SGM6x12 and Connectors LKFJH60. Can be used as an external or internal bend.

E-90

45° Vertical Bend

LUMPJ...

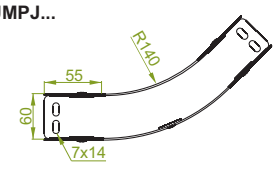

LUMPJ...H60

≠ 1.0 mm

CODE	Width a mm	kg 1 pc.	Catalogue No.	qty
LUMPJ50H60	50	0.55	168124	2
LUMPJ100H60	100	0.70	167114	2
LUMPJ150H60	150	1.05	167214	2
LUMPJ200H60	200	1.77	167314	2
LUMPJ300H60	300	2.12	167414	2
LUMPJ400H60	400	2.45	167514	2
LUMPJ500H60	500	2.79	167614	2
LUMPJ600H60	600	3.19	167714	2

For the assembly use Screw Sets SGKM6x12 or SGM6x12 and Connectors LKFJH60. Can be used as an external or internal bend.



E-90

MATERIAL
Steel, strip-galv. acc. to the Sendzimir method PN-EN 10346:2015-09 (SG)
Available finishes:
L - powder coating in a full range of colours (PC) (info p. 4)

APPLICATIONS
Bypassing mechanical obstacles in cable routing.

E-90 - For detailed information, see section XIX

Thickn. (ga) ≠ [mm]: 0.5 0.7 1.0 1.2 1.5 2.0

Adjustable Vertical Bend

LLFJ...

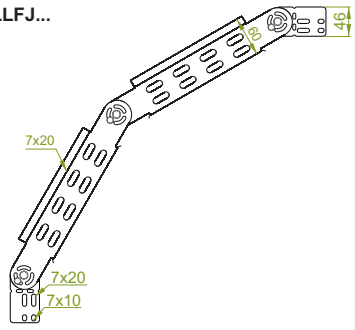

LLFJ...H60

≠ 1.0 mm

CODE	Width a mm	kg 1 pc	Catalogue No.	qty
LLFJ50H60	50	0.70	166112	2
LLFJ100H60	100	1.32	166212	2
LLFJ150H60	150	1.50	166312	2
LLFJ200H60	200	1.60	166412	2
LLFJ300H60	300	1.98	166512	2
LLFJ400H60	400	2.40	166540	2
LLFJ500H60	500	2.80	166541	2
LLFJ600H60	600	3.20	166542	2

For installation use Screw Sets SGKM6x12 or SGM6x12. Adjustable Vertical Bend is delivered fully assembled together with: 2 Adjustable Vertical Bend Elements 4 parts of the 2-part Angle Connector item, 6 sets of screws



N

E-90

Adjustable Vertical Bend Element

ELJ...

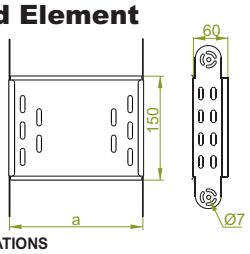

APPLICATIONS
Diversions in cable routing.
Full-range angle adjustment with a lock.

ELJ...H60

≠ 1.0 mm

CODE	Width a mm	kg 1 pc	Catalogue No.	qty
ELJ50H60	50	0.26	168524	4
ELJ100H60	100	0.41	167610	4
ELJ150H60	150	0.50	167615	4
ELJ200H60	200	0.58	167620	4
ELJ300H60	300	0.74	167630	4
ELJ400H60	400	0.91	167640	4
ELJ500H60	500	1.07	167650	4
ELJ600H60	600	1.24	167660	4

Used to create vertical bends of any internal radius through adding articulated connectors

N

E-90

Vertical Elbow – Right

KRPFJ...

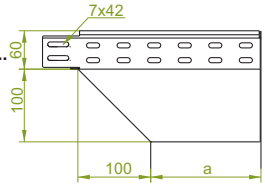

KRPFJ...H60

≠ 1.0 mm

CODE	Width a mm	kg 1 pc.	Catalogue No.	qty
KRPFJ50H60	50	0.48	166612	1
KRPFJ100H60	100	0.77	166712	1
KRPFJ150H60	150	1.16	166812	1
KRPFJ200H60	200	1.54	166912	1
KRPFJ300H60	300	2.32	167012	1
KRPFJ400H60	400	3.14	167070	1
KRPFJ500H60	500	3.96	167071	1
KRPFJ600H60	600	4.70	167072	1

For the assembly use Screw Sets SGKM6x12 or SGM6x12.

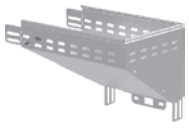

N

E-90

Vertical Elbow – Left

KRLFJ...

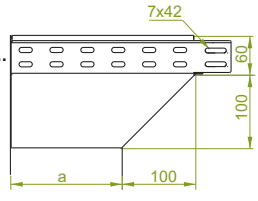

KRLFJ...H60

≠ 1.0 mm

CODE	Width a mm	kg 1 pc.	Catalogue No.	qty
KRLFJ50H60	50	0.48	167112	1
KRLFJ100H60	100	0.77	167212	1
KRLFJ150H60	150	1.16	167312	1
KRLFJ200H60	200	1.54	167412	1
KRLFJ300H60	300	2.32	167512	1
KRLFJ400H60	400	3.14	167530	1
KRLFJ500H60	500	3.96	167531	1
KRLFJ600H60	600	4.70	167532	1

For the assembly use Screw Sets SGKM6x12 or SGM6x12.

N

E-90

Vertical Tee - Lengthwise

TRFJ...

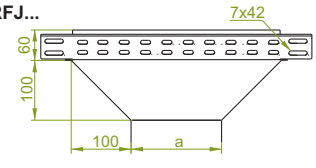

TRFJ...H60

≠ 1.0 mm

CODE	Width a mm	kg 1 pc.	Catalogue No.	qty
TRFJ50H60	50	0.62	167612	1
TRFJ100H60	100	0.95	167712	1
TRFJ150H60	150	1.38	167812	1
TRFJ200H60	200	1.83	167912	1
TRFJ300H60	300	2.77	168012	1
TRFJ400H60	400	3.69	168070	1
TRFJ500H60	500	4.79	168071	1
TRFJ600H60	600	5.20	168072	1

For the assembly use Screw Sets SGKM6x12 or SGM6x12.



N

E-90

Vertical Tee - Crosswise

TRSJ...

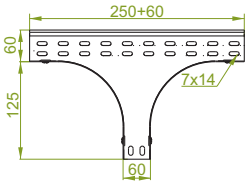

APPLICATIONS
Diversions in cable routing.

TRSJ...H60

≠ 1.0 mm

CODE	Width a mm	kg 1 pc.	Catalogue No.	qty
TRSJ50H60	50	0.71	163723	1
TRSJ100H60	100	0.96	168810	1
TRSJ150H60	150	1.15	168815	1
TRSJ200H60	200	1.33	168820	1
TRSJ300H60	300	1.70	168830	1
TRSJ400H60	400	2.07	168840	1
TRSJ500H60	500	2.44	168850	1
TRSJ600H60	600	2.81	168860	1

For the assembly use Screw Sets SGKM6x12 or SGM6x12 and Connectors LKFJH60.



N

E-90

MATERIAL
Steel, strip-galv. acc. to the Sendzimir method PN-EN 10346:2015-09 (SG)
Available finishes:
L - powder coating in a full range of colours (PC) (info p. 4)

E-90 - For detailed information, see section XIX

Thickn. (ga) ≠ [mm]: 0.5 0.7 1.0 1.2 1.5 2.0

Blind End

ZKL...

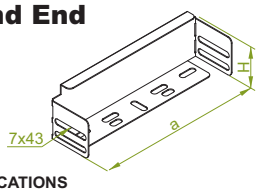

APPLICATIONS
To end cable route

ZKL...H60

≠ 0.7 mm

CODE	Width a mm	Height H mm	kg 1 pc	Catalogue No.	Qty
ZKL100H60	98	58	0.06	167801	100
ZKL150H60	148	58	0.09	168001	100
ZKL200H60	198	58	0.11	168101	50
ZKL300H60	298	58	0.16	168301	50
ZKL400H60	398	58	0.21	168401	30
ZKL500H60	498	58	0.26	168501	30
ZKL600H60	598	58	0.31	168601	30



Joint Protection Plate

BL/BLO...

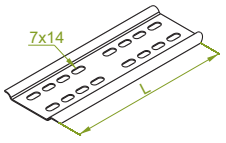

APPLICATIONS
Cable protection against damage while routing.
Additional tray stiffness at the joint.

BL/BLO...

≠ 1.0 mm

CODE	Length L mm	kg 1 pc	Catalogue No.	Qty
BL/BLO100	96	0.06	100110	100
BL/BLO150	146	0.09	100115	100
BL/BLO200	196	0.13	100120	100
BL/BLO300	296	0.19	100130	100
BL/BLO400	396	0.26	100140	30
BL/BLO500	496	0.32	100150	30
BL/BLO600	596	0.39	100160	30

It is neccesary to use it to connect Cable Trays 1.5 mm thickness
For connection of the trays should be used:
- Width 100÷200 mm - min. 4 sets of screw
- Width 300÷400 mm - min. 6 sets of screw
- Width 500÷600 mm - min. 10 sets of screw SGKM6x12

E-90

Edge Protection Plate

BZK/BZKO...

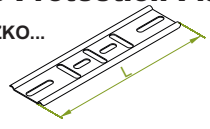

APPLICATIONS
Cable protection against damage at tray ends.

BZK/BZKO...

≠ 1.0 mm

CODE	Length L mm	kg 1 pc	Catalogue No.	Qty
BZK/BZKO100	96	0.04	100210	100
BZK/BZKO150	146	0.06	100215	100
BZK/BZKO200	196	0.08	100220	100
BZK/BZKO300	296	0.12	100230	100
BZK/BZKO400	396	0.16	100240	30
BZK/BZKO500	496	0.19	100250	30
BZK/BZKO600	596	0.23	100260	30

For connection of the trays should be used:
- Width 100÷200 mm - min. 2 sets of screw
- Width 300÷400 mm - min. 3 sets of screw
- Width 500÷600 mm - min. 5 sets of screw SGKM6x12

E-90

MATERIAL
Steel, strip-galv. acc. to the Sendzimir method PN-EN 10346:2015-09 (SG)
Available finishes:
L - powder coating in a full range of colours (PC) (info p. 4)

Cover Clamp

ZPN

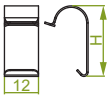

ZPN...

CODE	Height H mm	Catalogue No.	Qty
ZPNH60	29	165000	100

E-90

MATERIAL
Electro-galv. steel strip

ZAP1

APPLICATIONS
Prevents the cover from slipping.

ZAP1

CODE	kg 1 pc	Catalogue No.	Qty
ZAP1	0.04	130900	100

E-90

MATERIAL
Steel, strip-galv. acc. to the Sendzimir method PN-EN 10346:2015-09 (SG)
Available finishes:
L - powder coating in a full range of colours (PC) (info p. 4)

Cover

PK...

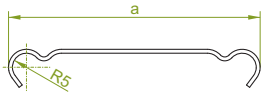

APPLICATIONS
Cable protection against damage.
Used in heavy dust indoor conditions.

PKR...

≠ 0.5 mm

CODE	Width a mm	Length L mm	kg 1 m	Catalogue No.	Qty/m
PKR50/2	50	2000	0.28	100305	20/40
PKR50/3	50	3000	0.28	100405	20/60
PKR100/2	100	2000	0.45	100310	10/20
PKR100/3	100	3000	0.45	100410	10/30
PKR150/2	150	2000	0.67	100315	6/12
PKR150/3	150	3000	0.67	100415	6/18
PKR200/2	200	2000	0.86	100320	6/12
PKR200/3	200	3000	0.86	100420	6/18
PKR300/2	300	2000	1.25	100330	4/8
PKR300/3	300	3000	1.25	100430	4/12

PKL...

≠ 0.7 mm

CODE	Width a mm	Length L mm	kg 1 m	Catalogue No.	Qty/m
PKL50/2	50	2000	0.42	100505	20/40
PKL50/3	50	3000	0.42	100605	20/60
PKL100/2	100	2000	0.72	100510	10/20
PKL100/3	100	3000	0.72	100610	10/30
PKL150/2	150	2000	1.02	100515	6/12
PKL150/3	150	3000	1.02	100615	6/18
PKL200/2	200	2000	1.32	100520	6/12
PKL200/3	200	3000	1.32	100620	6/18
PKL300/2	300	2000	1.92	100530	4/8
PKL300/3	300	3000	1.92	100630	4/12
PKL400/2	400	2000	2.52	100340	4/8
PKL400/3	400	3000	2.52	100440	4/12
PKL500/2	500	2000	3.12	100350	2/4
PKL500/3	500	3000	3.12	100450	2/6
PKL600/2	600	2000	3.72	100360	2/4
PKL600/3	600	3000	3.72	100460	2/6

E-90

MATERIAL
Steel, strip-galv. acc. to the Sendzimir method PN-EN 10346:2015-09 (SG)
Available finishes:
L - powder coating in a full range of colours (PC) (info p. 4)

E-90 - For detailed information, see section XIX

Thickn. (ga) ≠ [mm]: 0.5 | 0.7 | 1.0 | 1.2 | 1.5 | 2.0

Cover

PKJ...

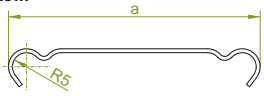

PKJ...

≠ 1.0 mm

CODE	Width a mm	Length L mm	kg 1 m	Catalogue No.	Qty/m
PKJ50/2	50	2000	0.64	100705	20/40
PKJ50/3	50	3000	0.64	100805	20/60
PKJ100/2	100	2000	1.04	100710	10/20
PKJ100/3	100	3000	1.04	100810	10/30
PKJ150/2	150	2000	1.44	100715	6/12
PKJ150/3	150	3000	1.44	100815	6/18
PKJ200/2	200	2000	1.84	100720	6/12
PKJ200/3	200	3000	1.84	100820	6/18
PKJ300/2	300	2000	2.64	100730	4/8
PKJ300/3	300	3000	2.64	100830	4/12
PKJ400/3	400	3000	3.44	100640	4/12
PKJ500/3	500	3000	4.24	100650	2/6
PKJ600/3	600	3000	5.04	100660	2/6

E-90

Reinforced cover

PKW...

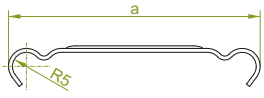

PKWR...

≠ 0.5 mm

CODE	Width a mm	Length L mm	kg 1 m	Catalogue No.	Qty/m
PKWR300/2	300	2000	1.25	108030	4/8
PKWR300/3	300	3000	1.25	108130	4/12

PKWL...

≠ 0.7 mm

CODE	Width a mm	Length L mm	kg 1 m	Catalogue No.	Qty/m
PKWL300/2	300	2000	1.92	108230	4/8
PKWL300/3	300	3000	1.92	108331	4/12
PKWL400/2	400	2000	2.52	108241	4/8
PKWL400/3	400	3000	2.52	108341	4/12
PKWL500/3	500	3000	3.12	108350	2/6
PKWL600/3	600	3000	3.72	108360	2/6

PKWJ...

≠ 1.0 mm

CODE	Length L mm	Width a mm	kg 1 m	Catalogue No.	Qty/m
PKWJ300/3	3000	300	2.64	108531	4/12
PKWJ400/3	3000	400	3.44	108541	4/12
PKWJ500/3	3000	500	4.24	108551	2/6
PKWJ600/3	3000	600	5.04	108561	2/6



N

Cover with Lock

PZK...

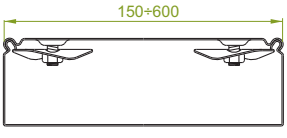

For the lengths of 2 meter – 2 rows of cover locks
For the lengths of 3 meter – 3 rows of cover locks

APPLICATIONS
Protecting cables against damage.
Used in heavy dust indoor conditions

PZKL...

≠ 0.7 mm

CODE	Width a mm	Length L mm	kg 1 m	Catalogue No.	Qty/m
PZKL50/2	50	2000	0.47	101505	20/40
PZKL50/3	50	3000	0.47	101605	20/60
PZKL100/2	100	2000	0.77	101510	10/20
PZKL100/3	100	3000	0.77	101610	10/30
PZKL150/2	150	2000	1.07	101515	6/12
PZKL150/3	150	3000	1.07	101615	6/18
PZKL200/2	200	2000	1.37	101520	6/12
PZKL200/3	200	3000	1.37	101620	6/18
PZKL300/2	300	2000	1.97	101530	4/8
PZKL300/3	300	3000	1.97	101630	4/12

PZKJ...

≠ 1.0 mm

CODE	Width a mm	Length L mm	kg 1 m	Catalogue No.	Qty/m
PZKJ50/2	50	2000	0.69	101705	20/40
PZKJ50/3	50	3000	0.69	101805	20/60
PZKJ100/2	100	2000	1.09	101710	10/20
PZKJ100/3	100	3000	1.09	101810	10/30
PZKJ150/2	150	2000	1.49	101715	6/12
PZKJ150/3	150	3000	1.49	101815	6/18
PZKJ200/2	200	2000	1.89	101720	6/12
PZKJ200/3	200	3000	1.89	101820	6/18
PZKJ300/2	300	2000	2.69	101730	4/8
PZKJ300/3	300	3000	2.69	101830	4/12
PZKJ400/3	400	3000	3.49	101440	4/12
PZKJ500/3	500	3000	4.29	101450	2/6
PZKJ600/3	600	3000	5.09	101460	2/6

E-90

MATERIAL
Steel, strip-galv. acc. to the Sendzimir method PN-EN 10346:2015-09 (SG)
Available finishes:
L - powder coating in a full range of colours (PC) (info p. 4)

Cover Lock

ZAMK...

APPLICATIONS
Preventing the cover from slipping. For DIY install within the cover.
ZAMK50 - Lock for Cover a=50mm wide
ZAMK100 - Lock for Cover a=100mm wide
ZAMK - Lock for Cover a>100mm wide.

ZAMK50

CODE	kg 1 pc.	Catalogue No.	Qty
ZAMK50	0.01	100133	50

ZAMK100

CODE	kg 1 pc.	Catalogue No.	Qty
ZAMK100	0.04	100233	50

ZAMK

CODE	kg 1 pc.	Catalogue No.	Qty
ZAMK	0.03	100333	50



MATERIAL
Steel galvanized using zinc flake coating method PN-EN ISO 10683:2014-09

E-90 - For detailed information, see section XIX

Thickn. (ga) ≠ [mm]: 0.5 0.7 1.0 1.2 1.5 2.0 3.0

Cover For 90° Horizontal Bend

PKK...

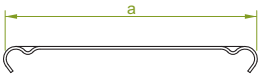

PKKJ...

≠ 1.0 mm

CODE	Width a mm	kg 1 pc	Catalogue No.	Qty
PKKJ50	50	0.08	102405	20
PKKJ100	100	0.16	102410	20
PKKJ150	150	0.28	102415	20
PKKJ200	200	0.45	102420	20
PKKJ300	300	0.90	102430	10
PKKJ400	400	1.50	102440	10
PKKJ500	500	2.26	102450	10
PKKJ600	600	3.16	102460	10

E-90

PKKPJ...

PKKPJ...

≠ 1.0 mm

CODE	Width a mm	kg 1 pc	Catalogue No.	Qty
PKKPJ50	50	0.08	100113	20
PKKPJ100	100	0.16	100213	20
PKKPJ150	150	0.28	100313	20
PKKPJ200	200	0.45	100413	20
PKKPJ300	300	0.90	100513	10
PKKPJ400	400	1.50	100613	10
PKKPJ500	500	2.26	100713	10
PKKPJ600	600	3.16	100813	10

E-90

PZKKPJ...

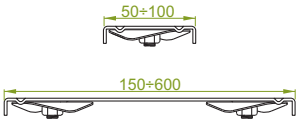

PZKKPJ...

≠ 1.0 mm

CODE	Width a mm	kg 1 pc	Catalogue No.	Qty
PZKKPJ50	50	0.08	100114	20
PZKKPJ100	100	0.16	100214	20
PZKKPJ150	150	0.28	100314	20
PZKKPJ200	200	0.45	100414	20
PZKKPJ300	300	0.90	100514	10
PZKKPJ400	400	1.50	100614	10
PZKKPJ500	500	2.26	100714	10
PZKKPJ600	600	3.16	100814	10

E-90

Cover For 45° Horizontal Bend

PKKMJ...



PKKMJ...

≠ 1.0 mm

CODE	Width a mm	kg 1 pc	Catalogue No.	Qty
PKKMJ50	50	0.06	102705	20
PKKMJ100	100	0.11	102710	20
PKKMJ150	150	0.20	102715	20
PKKMJ200	200	0.32	102720	20
PKKMJ300	300	0.65	102730	10
PKKMJ400	400	1.07	102740	10
PKKMJ500	500	1.60	102750	10
PKKMJ600	600	2.22	102760	10

E-90

PKKMPJ...

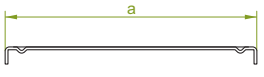

PKKMPJ...

≠ 1.0 mm

CODE	Width a mm	kg 1 pc	Catalogue No.	Qty
PKKMPJ50	50	0.06	101713	20
PKKMPJ100	100	0.11	101813	20
PKKMPJ150	150	0.20	101913	20
PKKMPJ200	200	0.32	102013	20
PKKMPJ300	300	0.65	102113	10
PKKMPJ400	400	1.07	102213	10
PKKMPJ500	500	1.60	102313	10
PKKMPJ600	600	2.22	102413	10

E-90

PZKKMPJ...

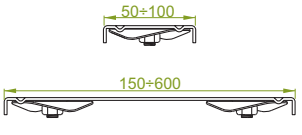

PZKKMPJ...

≠ 1.0 mm

CODE	Width a mm	kg 1 pc	Catalogue No.	Qty
PZKKMPJ50	50	0.06	101714	20
PZKKMPJ100	100	0.11	101814	20
PZKKMPJ150	150	0.20	101914	20
PZKKMPJ200	200	0.32	102014	20
PZKKMPJ300	300	0.65	102114	10
PZKKMPJ400	400	1.07	102214	10
PZKKMPJ500	500	1.60	102314	10
PZKKMPJ600	600	2.22	102414	10

E-90

APPLICATIONS
Protecting cables against damage.
Used in heavy dust indoor conditions

MATERIAL
Steel, strip-galv. acc. to the Sendzimir method PN-EN 10346:2015-09 (SG)
Available finishes:
L - powder coating in a full range of colours (PC) (info p. 4)

E-90 - For detailed information, see section XIX

Thickn. (ga) ≠ [mm]: 0.5 0.7 1.0 1.2 1.5 2.0 3.0

Cover For Horizontal Tee

PTK...

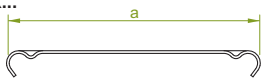

PTKJ...

≠ 1.0 mm

CODE	Width a mm	kg 1 pc.	Catalogue No.	Qty
PTKJ50	50	0,10	103005	20
PTKJ100	100	0.20	103010	20
PTKJ150	150	0.35	103015	20
PTKJ200	200	0.54	103020	20
PTKJ300	300	1.00	103030	10
PTKJ400	400	1.64	103040	10
PTKJ500	500	2.42	103050	10
PTKJ600	600	3.35	103060	10

E-90

PTKPJ...

PTKPJ...

≠ 1.0 mm

CODE	Width a mm	kg 1 pc	Catalogue No.	Qty
PTKPJ50	50	0,10	103313	20
PTKPJ100	100	0.20	103413	20
PTKPJ150	150	0.35	103513	20
PTKPJ200	200	0.54	103613	20
PTKPJ300	300	1.00	103713	10
PTKPJ400	400	1.64	103813	10
PTKPJ500	500	2.42	103913	10
PTKPJ600	600	3.35	104013	10

E-90

PZTKPJ...

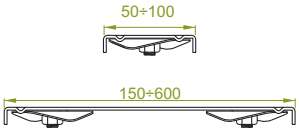

PZTKPJ...

≠ 1.0 mm

CODE	Width a mm	kg 1 pc	Catalogue No.	Qty
PZTKPJ50	50	0,10	103314	20
PZTKPJ100	100	0.20	103414	20
PZTKPJ150	150	0.35	103514	20
PZTKPJ200	200	0.54	103614	20
PZTKPJ300	300	1.00	103714	10
PZTKPJ400	400	1.64	103814	10
PZTKPJ500	500	2.42	103914	10
PZTKPJ600	600	3.35	104014	10



E-90

Cover For Cross-over

PCZKJ...

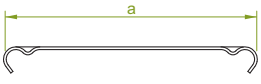

PCZKJ...

≠ 1.0 mm

CODE	Width a mm	kg 1 pc.	Catalogue No.	Qty
PCZKJ50	50	0.11	103305	20
PCZKJ100	100	0.25	103310	20
PCZKJ150	150	0.41	103315	20
PCZKJ200	200	0.60	103320	20
PCZKJ300	300	1.12	103330	10
PCZKJ400	400	1.76	103340	10
PCZKJ500	500	2.58	103350	10
PCZKJ600	600	3.54	103360	10

E-90

PCZKPJ...

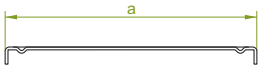

PCZKPJ...

≠ 1.0 mm

CODE	Width a mm	kg 1 pc	Catalogue No.	Qty
PCZKPJ50	50	0.11	106513	20
PCZKPJ100	100	0.25	106613	20
PCZKPJ150	150	0.41	106713	20
PCZKPJ200	200	0.60	106813	20
PCZKPJ300	300	1.12	106913	10
PCZKPJ400	400	1.76	107013	10
PCZKPJ500	500	2.58	107113	10
PCZKPJ600	600	3.54	107213	10

E-90

PZCZKPJ...

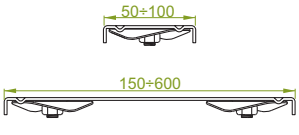

PZCZKPJ...

≠ 1.0 mm

CODE	Width a mm	kg 1 pc	Catalogue No.	Qty
PZCZKPJ50	50	0.11	104914	20
PZCZKPJ100	100	0.25	105014	20
PZCZKPJ150	150	0.41	105114	20
PZCZKPJ200	200	0.60	105214	20
PZCZKPJ300	300	1.12	105314	10
PZCZKPJ400	400	1.76	105414	10
PZCZKPJ500	500	2.58	105514	10
PZCZKPJ600	600	3.54	105614	10



E-90

APPLICATIONS
Protecting cables against damage.
Used in heavy dust indoor conditions

MATERIAL
Steel, strip-galv. acc. to the Sendzimir method PN-EN 10346:2015-09 (SG)
Available finishes:
L - powder coating in a full range of colours (PC) (info p. 4)

E-90 - For detailed information, see section XIX

Thickn. (ga) ≠ [mm]: 0.5 | 0.7 | 1.0 | 1.2 | 1.5 | 2.0 | 3.0

Cover For Add-on Tee

PTKDJ...



PTKDJ...

≠ 1.0 mm

CODE	Width a mm	kg 1 pc	Catalogue No.	Qty
PTKDJ50	50	0.10	104913	20
PTKDJ100	100	0.20	105013	20
PTKDJ150	150	0.35	105113	20
PTKDJ200	200	0.54	105213	20
PTKDJ300	300	1.00	105313	10
PTKDJ400	400	1.50	105413	10
PTKDJ500	500	2.10	105513	10
PTKDJ600	600	2.60	105613	10

E-90

Cover For Left Reducer

PRKLFJ...

PRKLFJ...

≠ 1.0 mm

CODE	Width a mm	Width b mm	kg 1 pc	Catalogue No.	Qty
PRKLFJ100/50	100	50	0.10	168112	10
PRKLFJ150/100	150	100	0.13	168212	10
PRKLFJ200/100	200	100	0.15	168312	10
PRKLFJ200/150	200	150	0.17	168412	10
PRKLFJ300/200	300	200	0.23	168512	10
PRKLFJ400/300	400	300	0.30	169913	10
PRKLFJ500/400	500	400	0.37	169914	10
PRKLFJ600/500	600	500	0.45	169915	10



N

E-90

Cover For Right Reducer

PRKPFJ...

PRKPFJ...

≠ 1.0 mm

CODE	Width a mm	Width b mm	kg 1 pc	Catalogue No.	Qty
PRKPFJ100/50	100	50	0.10	168612	10
PRKPFJ150/100	150	100	0.13	168712	10
PRKPFJ200/100	200	100	0.15	168812	10
PRKPFJ200/150	200	150	0.17	168912	10
PRKPFJ300/200	300	200	0.23	169012	10
PRKPFJ400/300	400	300	0.30	169923	10
PRKPFJ500/400	500	400	0.37	169924	10
PRKPFJ600/500	600	500	0.45	169925	10



N

E-90

Cover For Straight Reducer

PRKSFJ...

PRKSFJ...

≠ 1.0 mm

CODE	Width a mm	Width b mm	kg 1 pc	Catalogue No.	Qty
PRKSFJ100/50	100	50	0.10	169112	10
PRKSFJ150/100	150	100	0.13	169212	10
PRKSFJ200/100	200	100	0.15	169312	10
PRKSFJ200/150	200	150	0.17	169412	10
PRKSFJ300/200	300	200	0.23	169812	10
PRKSFJ400/300	400	300	0.30	169933	10
PRKSFJ500/400	500	400	0.37	169934	10
PRKSFJ600/500	600	500	0.45	169935	10



N

E-90

Cover For Vertical Tee - Lengthwise

PTRJ...



PTRJ...

≠ 1.0 mm

CODE	Width a mm	kg 1 pc	Catalogue No.	Qty
PTRJ50	50	0.09	103605	20
PTRJ100	100	0.19	103610	20
PTRJ150	150	0.34	103615	20
PTRJ200	200	0.52	103620	20
PTRJ300	300	1.08	103630	10
PTRJ400	400	1.76	103640	10
PTRJ500	500	2.66	103650	10
PTRJ600	600	3.59	103660	10

E-90

Cover For Vertical Tee - Crosswise

PTRSJ...

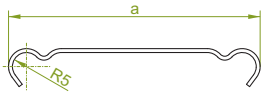

PTRSJ...

≠ 1.0 mm

CODE	Width a mm	kg 1 pc	Catalogue No.	Qty
PTRSJ50	50	0.22	103905	20
PTRSJ100	100	0.36	103910	20
PTRSJ150	150	0.50	103915	20
PTRSJ200	200	0.64	103920	20
PTRSJ300	300	0.92	103930	10
PTRSJ400	400	1.20	103940	10
PTRSJ500	500	1.48	103950	10
PTRSJ600	600	1.76	103960	10



E-90

Cover For Vertical Elbow

PKRJ...

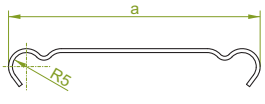

PKRJ...

≠ 1.0 mm

CODE	Width a mm	kg 1 pc	Catalogue No.	Qty
PKRJ50	50	0.07	104205	20
PKRJ100	100	0.16	104210	20
PKRJ150	150	0.30	104215	20
PKRJ200	200	0.48	104220	20
PKRJ300	300	1.02	104230	10
PKRJ400	400	1.68	104240	10
PKRJ500	500	2.49	104250	10
PKRJ600	600	3.47	104260	10

E-90

APPLICATIONS
Protecting cables against damage.
Used in heavy dust indoor conditions

MATERIAL
Steel, strip-galv. acc. to the Sendzimir method PN-EN 10346:2015-09 (SG)
Available finishes:
L - powder coating in a full range of colours (PC) (info p. 4)

E-90 - For detailed information, see section XIX

Thickn. (ga) ≠ [mm]: 0.5 0.7 1.0 1.2 1.5 2.0

Cable Tray

KG.../KC...50H60

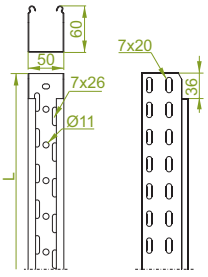

KG.../KGO...

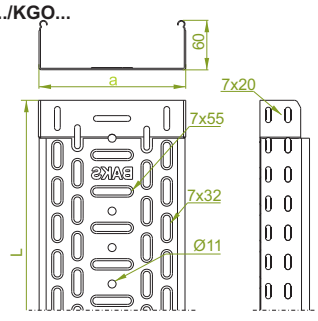

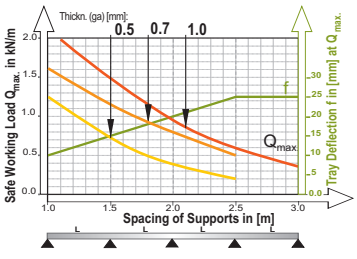

Width	Usable Cross-Section
50	29 cm²
100	58 cm²
150	88 cm²
200	118 cm²
300	178 cm²
400	238 cm²
500	298 cm²
600	358 cm²

APPLICATIONS
Cable routing

KGR...H60

≠ 0.5 mm

CODE	Width a mm	Length L mm	kg 1 m	Catalogue No.	Qty/m
KGR50H60/3	50	3000	0.67	160224	12/36
KGR100H60/3	100	3000	0.84	161516	6/18
KGR150H60/3	150	3000	1.01	161616	6/18
KGR200H60/3	200	3000	1.18	161716	6/18
KGR300H60/3	300	3000	1.88	161816	4/12

KGL/KGOL...H60

≠ 0.7 mm

CODE	Width a mm	Length L mm	kg 1 m	Catalogue No.	Qty/m
KGL/KCL50H60/2	50	2000	0.98	160324	12/24
KGL/KCL50H60/3	50	3000	0.98	160424	12/36
KGL/KGOL100H60/2	100	2000	1.18	164011	12/24
KGL/KGOL100H60/3	100	3000	1.18	160116	6/18
KGL/KGOL150H60/2	150	2000	1.43	164012	12/24
KGL/KGOL150H60/3	150	3000	1.43	160216	6/18
KGL/KGOL200H60/2	200	2000	1.68	164021	12/24
KGL/KGOL200H60/3	200	3000	1.68	160316	6/18
KGL/KGOL300H60/2	300	2000	2.18	164031	8/16
KGL/KGOL300H60/3	300	3000	2.18	160416	4/12
KGL400H60/3	400	3000	2.67	160516	4/12
KGL500H60/3	500	3000	3.17	160616	2/6
KGL600H60/3	600	3000	3.67	160716	2/6



E-90

KGJ/KGOJ...H60

≠ 1.0 mm

CODE	Width a mm	Length L mm	kg 1 m	Catalogue No.	Qty/m
KGJ/KCJ50H60/3	50	3000	1.33	160624	6/18
KGJ/KCJ50H60/6	50	6000	1.33	169460	6/36
KGJ/KGOJ100H60/3	100	3000	1.63	160816	6/18
KGJ100H60/6	100	6000	1.63	160817	6/36
KGJ/KGOJ150H60/3	150	3000	1.98	160916	6/18
KGJ150H60/6	150	6000	1.98	160917	6/36
KGJ/KGOJ200H60/3	200	3000	2.28	161016	6/18
KGJ200H60/6	200	6000	2.28	161017	6/36
KGJ/KGOJ300H60/3	300	3000	2.96	161116	4/12
KGJ300H60/6	300	6000	2.96	161117	4/24
KGJ/KGOJ400H60/3	400	3000	3.65	161216	4/12
KGJ400H60/6	400	6000	3.65	161217	4/24
KGJ500H60/3	500	3000	4.32	161316	2/6
KGJ500H60/6	500	6000	4.32	161317	2/12
KGJ600H60/3	600	3000	4.99	161416	2/6
KGJ600H60/6	600	6000	4.99	161417	2/12

Cable trays KGJ…H60 of 6 m length are available from the stock

Possibility of joining cable tray sections together through sliding one into another and connector-free assembly. For the assembly use Screw Sets SGKM6x12 or SGM6x12. Information on Covers for Cable Trays and on Covers for Fittings are available on pages: 153-162

E-90

MATERIAL
Steel, strip-galv. acc. to the Sendzimir method PN-EN 10346:2015-09 (SG)
Available finishes:
F - steel, hot-dip galv.to PN-EN ISO 1461:2011 (HDG) **only for :**
- KGL... of width 50-200mm
- KGJ... of length 3m
L - powder coating in a full range of colours (PC) (info p. 4)

NEW type of cable trays from BAKS with stamping around the slots in the cable tray bottom

Benefits of the New System:
- **sidewall (side rail) perforation sized 7x20mm laid in a row, one over another**
- **dense perforation with stamping around the slots for excellent heat transfer - designed to enable cable tray installation on supports from BAKS anywhere within the system**
- **transverse stamping around the slots in the cable tray bottom for even 20% increased strength**
- **longitudinal ribbed stiffening of cable tray flange edges allow the covers to snap firmly into place**
- **slotted holes Ø11 in the cable tray bottom allow for suspension on a threaded rod**
- **cut in the flange at the cable tray end and the shift of the last-row slots to the end enable sliding one section into another, and connector-free assembly**
- **the shape of sheet-metal stamping along the end edges of the cable tray bottom prevents from cables damage upon their distribution (cable pulling)**

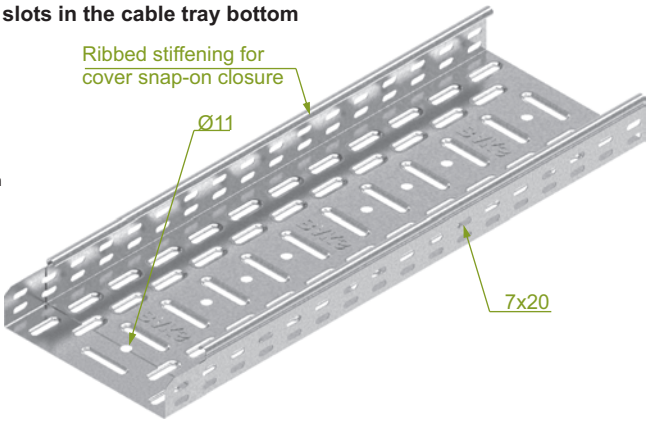

Cable Tray

KG.../KC.../KP...50H60

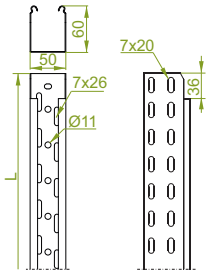

KC.../KCO...

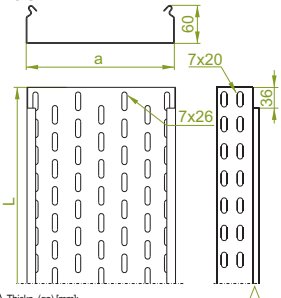

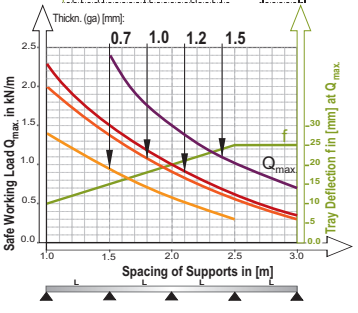

Width	Usable Cross-Section
50	29 cm²
100	58 cm²
150	88 cm²
200	118 cm²
300	178 cm²
400	238 cm²
500	298 cm²
600	358 cm²

KCD...E

KCL/KCOL...H60

≠ 0.7 mm

CODE	Width a mm	Length L mm	kg 1 m	Catalogue No.	Qty/m
KGL/KCL50H60/2	50	2000	0.98	**160324**	12/24
KGL/KCL/50H60/3	50	3000	0.98	**160424**	12/36
KCL/KCOL100H60/3	100	3000	1.18	**160810**	6/18
KCL/KCOL150H60/3	150	3000	1.43	**160815**	6/18
KCL/KCOL200H60/3	200	3000	1.68	**160820**	6/18
KCL/KCOL300H60/3	300	3000	2.18	**160830**	4/12
KCL400H60/3	400	3000	2.67	**160240**	4/12
KCL500H60/3	500	3000	3.17	**160250**	2/6
KCL600H60/3	600	3000	3.67	**160260**	2/6

KCJ/KCOJ...H60

≠ 1.0 mm

CODE	Width a mm	Length L mm	kg 1 m	Catalogue No.	Qty/m
KGJ/KCJ50H60/3	50	3000	1.33	**160624**	6/18
KGJ/KCJ50H60/6	50	6000	1.33	**169460**	6/36
KCJ/KCOJ100H60/3	100	3000	1.63	**161010**	6/18
KCJ100H60/6	100	6000	1.63	**161011**	6/36
KCJ/KCOJ150H60/3	150	3000	1.98	**161015**	6/18
KCJ150H60/6	150	6000	1.98	**161018**	6/36
KCJ/KCOJ200H60/3	200	3000	2.28	**161020**	6/18
KCJ200H60/6	200	6000	2.28	**161021**	6/36
KCJ/KCOJ300H60/3	300	3000	2.96	**161030**	4/12
KCJ300H60/6	300	6000	2.96	**161031**	4/24
KCJ/KCOJ400H60/3	400	3000	3.65	**160440**	4/12
KCJ400H60/6	400	6000	3.65	**160441**	4/24
KCJ500H60/3	500	3000	4.32	**160450**	2/6
KCJ500H60/6	500	6000	4.32	**160451**	2/12
KCJ600H60/3	600	3000	4.99	**160460**	2/6
KCJ600H60/6	600	6000	4.99	**160461**	2/12

KCD/KCOD...H60

≠ 1.2 mm

CODE	Width a mm	Length L mm	kg 1 m	Catalogue No.	Qty/m
KCD50H60/3	50	3000	1.66	**160724**	12/36
KCD/KCOD100H60/3	100	3000	2.07	**161210**	6/18
KCD/KCOD150H60/3	150	3000	2.49	**161215**	6/18
KCD/KCOD200H60/3	200	3000	2.90	**161220**	4/12
KCD/KCOD300H60/3	300	3000	3.73	**161230**	4/12
KCD/KCOD400H60/3	400	3000	4.56	**160640**	4/12
KCD500H60/3	500	3000	5.39	**160650**	2/6
KCD600H60/3	600	3000	6.22	**160660**	2/6

Possibility of joining cable tray sections together through sliding one into another and connector-free assembly. For the assembly use Screw Sets SGKM6x12 or SGM6x12. Information on Covers for Cable Trays and on Covers for Fittings are available on pages: 153-162

NOTE!
The 1.2 mm thick, stainless steel trays have no upper embossing (a right angle bend). The covers cannot be snapped closed. The trays can be joined only by means of connectors (no cut-outs in the tray's side) use SGKM6x12 or SGM6x12 screws.

KCD...E

KCP50H60N

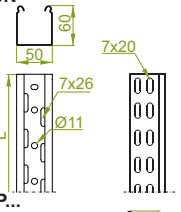

KCP/KCOP...

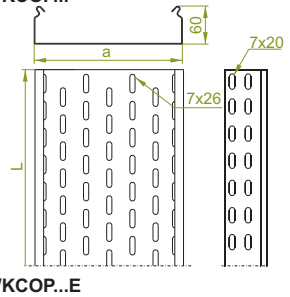

KCP/KCOP...E

APPLICATIONS
Cable routing

KCP/KCOP...H60

≠ 1.5 mm

CODE	Width a mm	Length L mm	kg 1 m	Catalogue No.	Qty/m
KCP50H60/3N	50	3000	2.09	**860205**	6/18
KCP50H60/6	50	6000	2.09	**169560**	6/36
KCP/KCOP100H60/3	100	3000	2.49	**161410**	6/18
KCP100H60/6	100	6000	2.49	**161411**	6/36
KCP/KCOP150H60/3	150	3000	2.99	**161415**	6/18
KCP150H60/6	150	6000	2.99	**161418**	6/36
KCP/KCOP200H60/3	200	3000	3.48	**161420**	4/12
KCP200H60/6	200	6000	3.48	**161421**	4/24
KCP/KCOP300H60/3	300	3000	4.48	**161430**	4/12
KCP300H60/6	300	6000	4.48	**161431**	4/24
KCP/KCOP400H60/3	400	3000	5.48	**160840**	4/12
KCP400H60/6	400	6000	5.48	**160841**	4/24
KCP/KCOP500H60/3	500	3000	6.48	**160850**	2/6
KCP500H60/6	500	6000	6.48	**160851**	2/12
KCP/KCOP600H60/3	600	3000	7.47	**160860**	2/6
KCP600H60/6	600	6000	7.47	**160861**	2/12

Joining cable tray KCP/KCOP sections together only through the use of connectors (lack of cut in the flange at the end of side profile). For the assembly use Screw Sets SGKM6x12 or SGM6x12. Information on Covers for Cable Trays and on Covers for Fittings available on pages: 153-162

NOTE!
The 1.5 mm thick, stainless steel trays have no upper embossing (a right angle bend). The covers cannot be snapped closed.



MATERIAL
Steel, strip-galv. acc. to the Sendzimir method PN-EN 10346:2015-09 (SG)
Available finishes:
F - steel, hot-dip galv.to PN-EN ISO 1461:2011 (HDG) **only for orders: KCJ/KCOJ..., KCD/KCOD... and KCP/KCOP...**
E - tainless steel (SS), grade 1.4301 (AISI304), sections to 3m long, with rare perforation in the tray (above image)
L - powder coating in a full range of colours (PC) (info p. 4)

E-90 - For detailed information, see section XIX

Thickn. (ga) ≠ [mm]: 0.5 0.7 1.0 1.2 1.5 2.0

Cable Tray

KA...

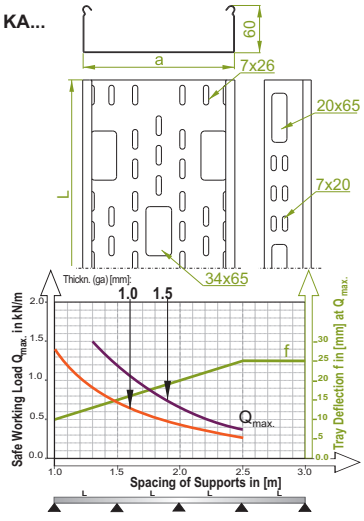

KAP...E

APPLICATIONS
Cable routing

KAL...H60

≠ 0.7 mm

CODE	Width a mm	Length L mm	kg 1 m	Catalogue No.	Qty/m
KAL50H60/3	50	3000	0.98	172216	12/36
KAL100H60/3	100	3000	1.18	172316	12/36

Other widths on request

KAJ...H60

≠ 1.0 mm

CODE	Width a mm	Length L mm	kg 1 m	Catalogue No.	Qty/m
KAJ50H60/3	50	3000	1.33	170716	12/36
KAJ100H60/3	100	3000	1.58	170816	12/36
KAJ150H60/3	150	3000	1.92	170916	6/18
KAJ200H60/3	200	3000	2.21	171016	6/18
KAJ300H60/3	300	3000	2.87	171116	6/18
KAJ400H60/3	400	3000	3.54	171216	4/12
KAJ500H60/3	500	3000	4.19	171316	2/6
KAJ600H60/3	600	3000	4.84	171416	2/6

KAP...H60

≠ 1.5 mm

CODE	Width a mm	Length L mm	kg 1 m	Catalogue No.	Qty/m
KAP50H60/3	50	3000	2.09	171515	12/36
KAP100H60/3	100	3000	2.37	171516	12/36
KAP150H60/3	150	3000	2.88	171616	6/18
KAP200H60/3	200	3000	3.32	171716	6/18
KAP300H60/3	300	3000	4.31	171816	6/18
KAP400H60/3	400	3000	5.31	171916	4/12
KAP500H60/3	500	3000	6.29	172016	2/6
KAP600H60/3	600	3000	7.26	172116	2/6

Joining cable tray KA... sections together only through the use of connectors (lack of cut in the flange at the end of side profile). For the assembly use Screw Sets SGKM6x12 or SGM6x12. Information on Covers for Cable Trays and on Covers for Fittings available on pages: 153-162

NOTE! The 1.5 mm thick, stainless steel trays have no upper embossing (a right angle bend). The covers cannot be snapped closed.



MATERIAL
Galvanized steel metodą Sendzimira PN-EN 10346:2015-09 (SG)
Available finishes:
F - steel, hot-dip galv.to PN-EN ISO 1461:2011 (HDG) **only for orders:**
- **KAJ... over 300 m**
- **KAP... over 300 m**

E - stainless steel (SS), grade 1.4301 (AISI304), with rare perforation in the tray (above image)
L - powder coating in a full range of colours (PC) (info p. 4)

Cable Protection Ring

NO...

APPLICATIONS
It allows for safe cable pulling from the tray side

NO20-24x65

CODE	Width a mm	Catalogue No.	Qty
NO20-24x65	65	142004	100

NO34x65

CODE	Width a mm	Height H mm	Catalogue No.	Qty
NO34x65	65	34	142002	100

MATERIAL
Polyethylene. Standard colour: green to RAL 6029.
Available finishes biały RAL 9010. srebrny RAL 9006.

Cable Tray

KOJ

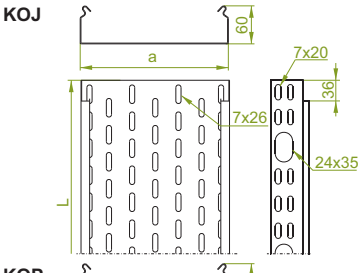

KOP

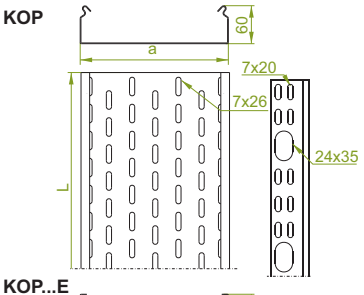

KOP...E



Width	Usable Cross-Section
50	29 cm²
100	58 cm²
150	88 cm²
200	118 cm²
300	178 cm²
400	238 cm²
500	298 cm²
600	358 cm²

APPLICATIONS
Cable routing

KOJ...H60N

≠ 1.0 mm

CODE	Width a mm	Length L mm	kg 1 m	Catalogue No.	Qty/m
KOJ50H60/3N	50	3000	1.33	161524	12/36
KOJ100H60/3N	100	3000	1.63	161610	6/18
KOJ150H60/3N	150	3000	1.98	161615	6/18
KOJ200H60/3N	200	3000	2.28	161620	6/18
KOJ300H60/3N	300	3000	2.96	161630	4/12
KOJ400H60/3N	400	3000	3.65	161040	4/12
KOJ500H60/3N	500	3000	4.32	161050	2/6
KOJ600H60/3N	600	3000	4.99	161060	2/6

Possibility of joining cable tray sections together through sliding one into another and connector-free assembly. For the assembly use Screw Sets SGKM6x12 or SGM6x12. Information on Covers for Cable Trays and on Covers for Fittings are available on pages: 153-162

The following substitutes KAL...H60, KAJ...H60 and KAP...H60 trays are recommended: with improved strength parameters and increased number of holes to facilitate cable routing

KOP...H60N

≠ 1.5 mm

CODE	Width a mm	Length L mm	kg 1 m	Catalogue No.	Qty/m
KOP50H60/3N	50	3000	2.09	161624	12/36
KOP100H60/3N	100	3000	2.49	161810	6/18
KOP150H60/3N	150	3000	2.99	161815	6/18
KOP200H60/3N	200	3000	3.48	161820	6/18
KOP300H60/3N	300	3000	4.48	161830	4/12
KOP400H60/3N	400	3000	5.48	161240	4/12
KOP500H60/3N	500	3000	6.48	161250	2/6
KOP600H60/3N	600	3000	7.47	161260	2/6

Joining cable tray sections together only through the use of connectors (lack of cut in the flange at the end of side profile). For the assembly use Screw Sets SGKM6x12 or SGM6x12. Information on Covers for Cable Trays and on Covers for Fittings available on pages: 153-162

NOTE!
The 1.5 mm thick, stainless steel trays have no upper embossing (a right angle bend). The covers cannot be snapped closed.



MATERIAL
Steel, strip-galv. acc. to the Sendzimir method PN-EN 10346:2015-09 (SG)
Available finishes:
F - steel, hot-dip galv. to PN-EN ISO 1461:2011 (HDG) **only for orders:**
- **KOJ... over 300 m**
- **KOP... over 300 m**

E - stainless steel (SS), grade 1.4301 (AISI304)
L - powder coating in a full range of colours (PC) (info p. 4)

Cable Protection Ring

NO24x35

APPLICATIONS
It allows for safe cable pulling from the tray side. By breaking off given strap pieces the opening can be adjusted to the size of an electric cable bunch.

NO24x35

CODE	Width a mm	Height H mm	Catalogue No.	Qty
NO24x35	35	24	141000	100

MATERIAL
Polyethylene. Standard colour: green to RAL 6029.
Available finishes white to RAL 9010. silver to RAL 9006.

Thickn. (ga) ≠ [mm]: 0.5 0.7 1.0 1.2 1.5 2.0

Cable Tray

KB...

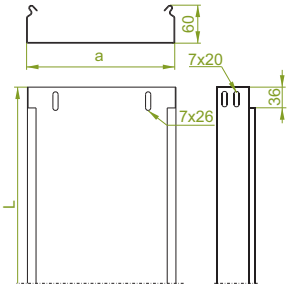

KBD...E

KBP...

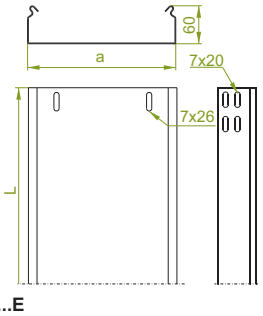

KBP...E

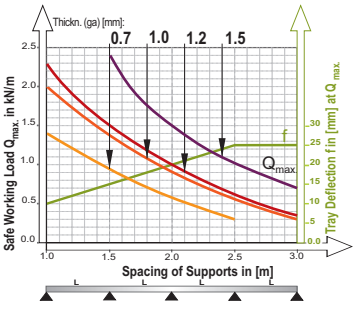

Width	Usable Cross-Section
50	29 cm²
100	58 cm²
150	88 cm²
200	118 cm²
300	178 cm²
400	238 cm²
500	298 cm²
600	358 cm²

APPLICATIONS
Cable routing

KBL...H60

≠ 0.7 mm

CODE	Width a mm	Length L mm	kg 1 m	Catalogue No.	Qty/m	
KBL50H60/3	50	3000	1.17	161824	12/36	
KBL100H60/3	100	3000	1.44	162010	6/18	
KBL150H60/3	150	3000	1.74	162015	6/18	
KBL200H60/3	200	3000	2.04	162020	6/18	
KBL300H60/3	300	3000	2.64	162030	4/12	

KBJ...H60

≠ 1.0 mm

CODE	Width a mm	Length L mm	kg 1 m	Catalogue No.	Qty/m	
KBJ50H60/3	50	3000	1.53	162024	12/36	
KBJ50H60/6	50	6000	1.53	162124	6/36	*
KBJ100H60/3	100	3000	2.00	162210	6/18	
KBJ100H60/6	100	6000	2.00	162211	6/36	*
KBJ150H60/3	150	3000	2.40	162215	6/18	
KBJ150H60/6	150	6000	2.40	162216	6/36	*
KBJ200H60/3	200	3000	2.80	162220	6/18	
KBJ200H60/6	200	6000	2.80	162221	6/36	*
KBJ300H60/3	300	3000	3.60	162230	4/12	
KBJ300H60/6	300	6000	3.60	162231	4/24	*
KBJ400H60/3	400	3000	4.40	161640	4/12	
KBJ400H60/6	400	6000	4.40	161641	4/24	*
KBJ500H60/3	500	3000	5.20	161650	2/6	
KBJ500H60/6	500	6000	5.20	161651	2/12	*
KBJ600H60/3	600	3000	6.00	161660	2/6	
KBJ600H60/6	600	6000	6.00	161661	2/12	*

* - available on request in qty over 300 m

KBD...H60

≠ 1.2 mm

CODE	Width a mm	Length L mm	kg 1 m	Catalogue No.	Qty/m
KBD50H60/3	50	3000	2.02	162324	12/36
KBD100H60/3	100	3000	2.50	162410	6/18
KBD150H60/3	150	3000	3.00	162415	6/18
KBD200H60/3	200	3000	3.50	162420	4/12
KBD300H60/3	300	3000	4.50	162430	4/12
KBD400H60/3	400	3000	5.50	161840	4/12
KBD500H60/3	500	3000	6.50	161850	2/6
KBD600H60/3	600	3000	7.50	161860	2/6

Possibility of joining cable tray sections together through sliding one into another and connector-free assembly. For the assembly use Screw Sets SGK M6x12 or SG M6x12. Information on Covers for Cable Trays and on Covers for Fittings are available on pages: 153-162.
NOTE! The 1.2 mm thick, stainless steel trays have no upper embossing (a right angle bend). The covers cannot be snapped closed. The trays can be joined only by means of connectors (no cut-outs in the tray's side).

KBP...H60

≠ 1.5 mm

CODE	Width a mm	Length L mm	kg 1 m	Catalogue No.	Qty/m	
KBP50H60/3	50	3000	2.45	162524	12/36	
KBP50H60/6	50	6000	2.45	162624	6/36	*
KBP100H60/3	100	3000	3.00	162610	6/18	
KBP100H60/6	100	6000	3.00	162611	6/36	*
KBP150H60/3	150	3000	3.60	162615	6/18	
KBP150H60/6	150	6000	3.60	162616	6/36	*
KBP200H60/3	200	3000	4.20	162620	6/18	
KBP200H60/6	200	6000	4.20	162621	6/36	*
KBP300H60/3	300	3000	5.40	162630	4/12	
KBP300H60/6	300	6000	5.40	162631	4/24	*
KBP400H60/3	400	3000	6.60	162040	4/12	
KBP400H60/6	400	6000	6.60	162041	4/24	*
KBP500H60/3	500	3000	7.80	162050	2/6	
KBP500H60/6	500	6000	7.80	162051	2/12	*
KBP600H60/3	600	3000	9.00	162060	2/6	
KBP600H60/6	600	6000	9.00	162061	2/12	*

* - available on request in qty over 300 m

Joining cable tray sections together only through the use of connectors (lack of cut in the flange at the end of side profile). For the assembly use Screw Sets SGKM6x12 or SGM6x12. Information on Covers for Cable Trays and on Covers for Fittings are available on pages: 153-162

NOTE!
The 1.5 mm thick, stainless steel trays have no upper embossing (a right angle bend). The covers cannot be snapped closed.



KBD...E

MATERIAL
Steel, strip-galv. acc. to the Sendzimir method PN-EN 10346:2015-09 (SG)
Available finishes:
F - steel, hot-dip galv.to PN-EN ISO 1461:2011 (HDG) **only for orders: KBJ..., KBD... and KBP...**
E - stainless steel (SS), grade 1.4301 (AISI304), sections to 3m long
L - powder coating in a full range of colours (PC) (info p. 4)

E-90 - For detailed information, see section XIX

Thickn. (ga) ≠ [mm]: 0.5 0.7 1.0 1.2 1.5 2.0

Note. Hot dip galvanizing (PN-EN ISO 1461:2011 (HDG)) and diffusion galvanizing method (PN-EN ISO 17668:2016) for elements up to 200mm will be replaced with zink flake coating method PN-EN ISO 10683:2014-09

Straight Connector

LP...

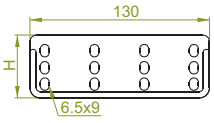

LPLH60

≠ 0.7 mm

CODE	Height H mm	kg 1 pc.	Catalogue No.	qty
LPLH60	55	0.04	163011	100

LPP/LPOPH60

≠ 1.5 mm

CODE	Height H mm	kg 1 pc.	Catalogue No.	qty
LPP/LPOPH60	55	0.08	163111	100

For the assembly use min. 4 sets of Screw Sets SGKM6x12 or SGM6x12
Important! Apply Straight Connectors LPL and LPP for sturdy and firm tray joint.

E-90

LPM...

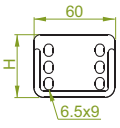

LPMLH60

≠ 0.7 mm

CODE	Height H mm	kg 1 pc.	Catalogue No.	qty
LPMLH60	55	0.02	162800	100

LPMPH60

≠ 1.5 mm

CODE	Height H mm	kg 1 pc.	Catalogue No.	qty
LPMPH60	55	0.04	162900	100

For the assembly use 4 sets of Screw Sets SGKM6x12 or SGM6x12

Articulated Connector

LG...

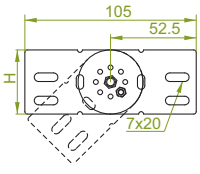

LGJH60

≠ 1.0 mm

CODE	Height H mm	kg 1 pc.	Catalogue No.	qty
LGJH60	50	0.09	162400	100

LGP/LGOPH60

≠ 1.5 mm

CODE	Height H mm	kg 1 pc.	Catalogue No.	qty
LGP/LGOPH60	50	0.14	162100	100

For the assembly use 4 sets of Screw Sets SGKM6x12 or SGM6x12

E-90

MATERIAL
Steel, strip-galv. acc. to the Sendzimir method PN-EN 10346:2015-09 (SG)
Available finishes:
F - steel galvanized using zinc flake coating method PN-EN ISO 10683:2014-09
E - stainless steel (SS), grade 1.4301 (AISI304)
L - powder coating in a full range of colours (PC) (info p. 4)

Angle Connector

LKJ...

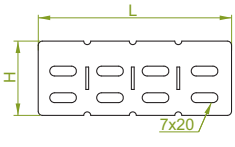

LKJ/LKOJH60

≠ 1.0 mm

CODE	Height H mm	Length L mm	kg 1 pc.	Catalogue No.	qty
LKJ/LKOJH60	50	140	0.03	162500	100
LKJH60/1	50	1000	0.22	162600	10

Optional bending or break-off of any required length

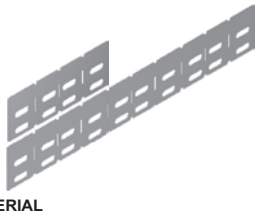

E-90

MATERIAL
Steel, strip-galv. acc. to the Sendzimir method PN-EN 10346:2015-09 (SG)
Available finishes:
F - steel, hot-dip galv. to PN-EN ISO 1461:2011 (HDG)
E - stainless steel (SS), grade 1.4301 (AISI304)
L - powder coating in a full range of colours (PC) (info p. 4)

APPLICATIONS
Connecting cable routes.

E-90 - For detailed information, see section XIX

Thickn. (ga) ≠ [mm]: 0.5 | 0.7 | 1.0 | 1.2 | 1.5 | 2.0

90° Horizontal Bend

KK...

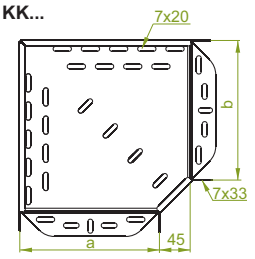

KKJ...H60

≠ 1.0 mm

CODE	Width a=b mm	kg 1 pc.	Catalogue No.	qty
KKJ50H60	50	0.22	162724	20
KKJ100H60	100	0.41	166210	20
KKJ150H60	150	0.58	166215	10
KKJ200H60	200	0.79	166220	10
KKJ300H60	300	1.30	166230	10
KKJ400H60	400	2.20	166240	10
KKJ500H60	500	2.94	166250	10
KKJ600H60	600	3.92	166260	10

E-90

KKP...H60

≠ 1.5 mm

CODE	Width a=b mm	kg 1 pc.	Catalogue No.	qty
KKP50H60	50	0.33	162824	20
KKP100H60	100	0.62	162810	20
KKP150H60	150	0.88	162815	10
KKP200H60	200	1.26	162820	10
KKP300H60	300	2.19	162830	10
KKP400H60	400	3.30	162840	10
KKP500H60	500	4.42	162850	10
KKP600H60	600	5.89	162860	10

For the assembly use Screw Sets SGKM6x12 or SGM6x12.
In case of special orders please specify dimensions a and b.

KKB...

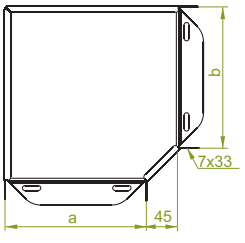

KKBJ...H60

≠ 1.0 mm

CODE	Width a=b mm	kg 1 pc.	Catalogue No.	qty
KKBJ50H60	50	0.22	162924	20
KKBJ100H60	100	0.41	160101	20
KKBJ150H60	150	0.58	160201	10
KKBJ200H60	200	0.79	160301	10
KKBJ300H60	300	1.30	160501	10
KKBJ400H60	400	2.20	160601	10
KKBJ500H60	500	2.94	160701	10
KKBJ600H60	600	3.92	160801	10

E-90

KKBP...H60

≠ 1.5 mm

CODE	Width a=b mm	kg 1 pc.	Catalogue No.	qty
KKBP50H60	50	0.33	163024	20
KKBP100H60	100	0.62	160102	20
KKBP150H60	150	0.88	160202	10
KKBP200H60	200	1.26	160302	10
KKBP300H60	300	2.19	160502	10
KKBP400H60	400	3.30	160602	10
KKBP500H60	500	4.42	160702	10
KKBP600H60	600	5.89	160802	10

For the assembly use Screw Sets SGKM6x12 or SGM6x12.
In case of special orders please specify dimensions a and b.

MATERIAL
Steel, strip-galv. acc. to the Sendzimir method PN-EN 10346:2015-09 (SG)
Available finishes:
F - steel, hot-dip galv. to PN-EN ISO 1461:2011 (HDG)
E - stainless steel (SS), grade 1.4301 (AISI304)
L - powder coating in a full range of colours (PC) (info p. 4)

APPLICATIONS
Diversions in cable routing.

E-90 - For detailed information, see section XIX

Thickn. (ga) ≠ [mm]: 0.5 0.7 1.0 1.2 1.5 2.0

90° Horizontal Bend

KKP...

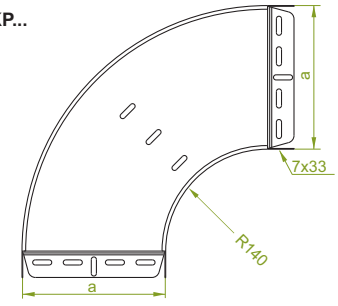

KKPJ...H60

≠ 1.0 mm

CODE	Width a mm	kg 1 pc.	Catalogue No.	qty
KKPJ50H60	50	0.41	163124	20
KKPJ100H60	100	0.60	160114	10
KKPJ150H60	150	0.82	160214	10
KKPJ200H60	200	1.07	160314	10
KKPJ300H60	300	1.66	160414	10
KKPJ400H60	400	2.29	160514	10
KKPJ500H60	500	3.20	160614	10
KKPJ600H60	600	4.16	160714	10

E-90

KKPP/KKPOP...H60

≠ 1.5 mm

E-90

CODE	Width a mm	kg 1 pc.	Catalogue No.	qty
KKPP/KKPOP50H60	50	0.62	163224	20
KKPP/KKPOP100H60	100	0.90	160814	10
KKPP/KKPOP150H60	150	1.23	160914	10
KKPP/KKPOP200H60	200	1.60	161014	10
KKPP/KKPOP300H60	300	2.48	161114	10
KKPP/KKPOP400H60	400	3.44	161214	10
KKPP/KKPOP500H60	500	4.81	161314	10
KKPP/KKPOP600H60	600	6.24	161414	10

For the assembly use Screw Sets SGKM6x12 or SGM6x12.

MATERIAL
Steel, strip-galv. acc. to the Sendzimir method PN-EN 10346:2015-09 (SG)
Available finishes:
F - steel, hot-dip galv. to PN-EN ISO 1461:2011 (HDG)
E - stainless steel (SS), grade 1.4301 (AISI304)
L - powder coating in a full range of colours (PC) (info p. 4)

APPLICATIONS
Diversions in cable routing.

Application example of KKPJ...

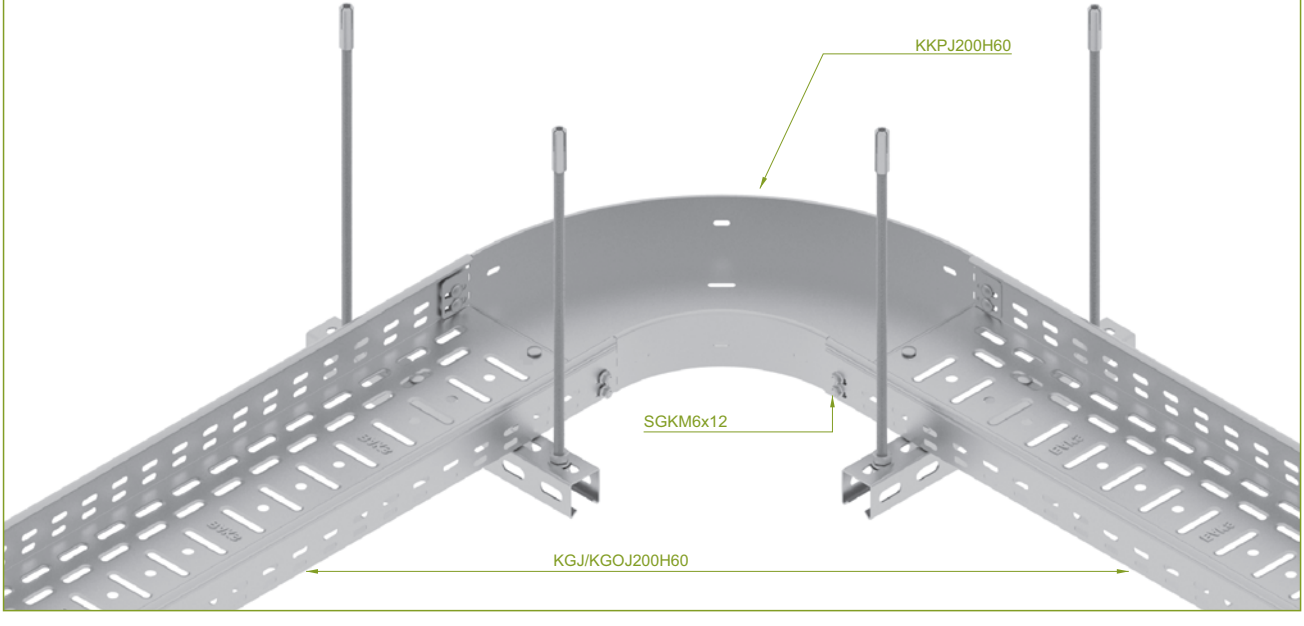

E-90 - For detailed information, see section XIX

Thickn. (ga) ≠ [mm]: 0.5 0.7 1.0 1.2 1.5 2.0

45° Horizontal Bend

KKM...

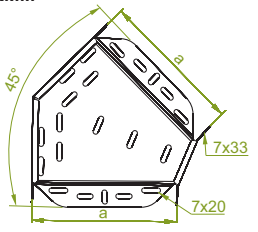

KKMJ...H60

≠ 1.0 mm

E-90

CODE	Width a mm	kg 1 pc.	Catalogue No.	qty
KKMJ50H60	50	0.16	163324	20
KKMJ100H60	100	0.29	168902	20
KKMJ150H60	150	0.41	169002	10
KKMJ200H60	200	0.55	169102	10
KKMJ300H60	300	0.91	169302	10
KKMJ400H60	400	1.54	169402	10
KKMJ500H60	500	2.06	169502	10
KKMJ600H60	600	2.74	169602	10

KKMP...H60

≠ 1.5 mm

CODE	Width a mm	kg 1 pc.	Catalogue No.	qty
KKMP50H60	50	0.24	163424	20
KKMP100H60	100	0.43	163010	20
KKMP150H60	150	0.62	163015	10
KKMP200H60	200	0.88	163020	10
KKMP300H60	300	1.53	163030	10
KKMP400H60	400	2.31	163040	10
KKMP500H60	500	3.10	163050	10
KKMP600H60	600	4.12	163060	10

For the assembly use Screw Sets SGKM6x12 or SGM6x12.

KKMB...

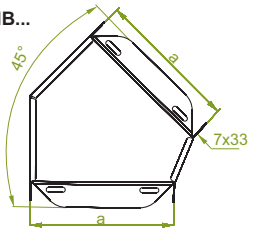

KKMBJ...H60

≠ 1.0 mm

E-90

CODE	Width a mm	kg 1 pc.	Catalogue No.	qty
KKMBJ50H60	50	0.16	163524	20
KKMBJ100H60	100	0.29	160103	20
KKMBJ150H60	150	0.41	160203	10
KKMBJ200H60	200	0.55	160303	10
KKMBJ300H60	300	0.91	160503	10
KKMBJ400H60	400	1.54	160603	10
KKMBJ500H60	500	2.06	160703	10
KKMBJ600H60	600	2.74	160803	10



KKMBP...H60

≠ 1.5 mm

CODE	Width a mm	kg 1 pc.	Catalogue No.	qty
KKMBP50H60	50	0.24	163624	20
KKMBP100H60	100	0.43	160104	20
KKMBP150H60	150	0.62	160204	10
KKMBP200H60	200	0.88	160304	10
KKMBP300H60	300	1.53	160504	10
KKMBP400H60	400	2.31	160604	10
KKMBP500H60	500	3.10	160704	10
KKMBP600H60	600	4.12	160804	10

For the assembly use Screw Sets SGKM6x12 or SGM6x12.

MATERIAL
Steel, strip-galv. acc. to the Sendzimir method PN-EN 10346:2015-09 (SG)
Available finishes:
F - steel, hot-dip galv. to PN-EN ISO 1461:2011 (HDG)
E - stainless steel (SS), grade 1.4301 (AISI304)
L - powder coating in a full range of colours (PC) (info p. 4)

APPLICATIONS
Diversions in cable routing.

E-90 - For detailed information, see section XIX

Thickn. (ga) ≠ [mm]: 0.5 0.7 1.0 1.2 1.5 2.0

45° Horizontal Bend

KKMP...

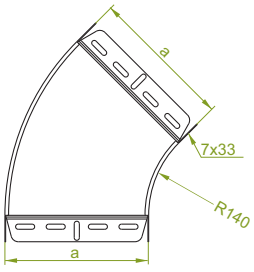

KKMPJ...H60

≠ 1.0 mm

CODE	Width a mm	kg 1 pc.	Catalogue No.	qty
KKMPJ50H60	50	0.22	163724	20
KKMPJ100H60	100	0.34	161514	10
KKMPJ150H60	150	0.46	161614	10
KKMPJ200H60	200	0.60	161714	10
KKMPJ300H60	300	0.91	161814	10
KKMPJ400H60	400	1.29	161914	10
KKMPJ500H60	500	1.72	162014	10
KKMPJ600H60	600	2.22	162114	10

E-90

KKMPP/KKMPOP...H60

≠ 1.5 mm

E-90

CODE	Width a mm	kg 1 pc.	Catalogue No.	qty
KKMPP/KKMPOP50H60	50	0.33	163824	20
KKMPP/KKMPOP100H60	100	0.51	162214	10
KKMPP/KKMPOP150H60	150	0.69	162314	10
KKMPP/KKMPOP200H60	200	0.89	162414	10
KKMPP/KKMPOP300H60	300	1.36	162514	10
KKMPP/KKMPOP400H60	400	1.93	162614	10
KKMPP/KKMPOP500H60	500	2.58	162714	10
KKMPP/KKMPOP600H60	600	3.33	162814	10

For the assembly use Screw Sets SGKM6x12 or SGM6x12.

MATERIAL
Steel, strip-galv. acc. to the Sendzimir method PN-EN 10346:2015-09 (SG)
Available finishes:
F - steel, hot-dip galv. to PN-EN ISO 1461:2011 (HDG)
E - stainless steel (SS), grade 1.4301 (AISI304)
L - powder coating in a full range of colours (PC) (info p. 4)

APPLICATIONS
Diversions in cable routing.

Application example of KKMPJ...

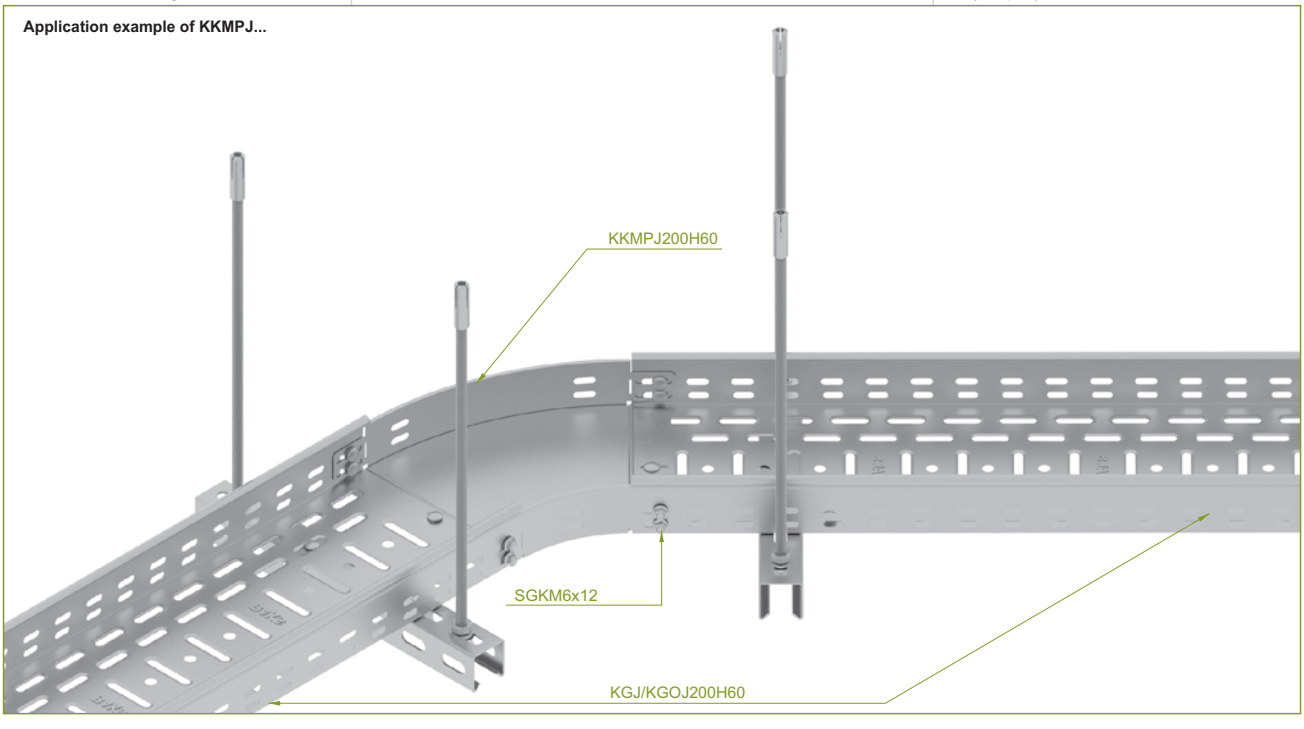

E-90 - For detailed information, see section XIX

Thickn. (ga) ≠ [mm]: 0.5 0.7 1.0 1.2 1.5 2.0

Horizontal Tee

TK...

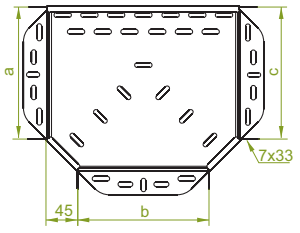

TKJ...H60

≠ 1.0 mm

CODE	Width a=b=c mm	kg 1 pc.	Catalogue No.	qty
TKJ50H60	50	0.28	163924	20
TKJ100H60	100	0.45	166610	20
TKJ150H60	150	0.64	166615	10
TKJ200H60	200	0.90	166620	10
TKJ300H60	300	1.49	166630	10
TKJ400H60	400	2.26	166640	10
TKJ500H60	500	3.04	166650	10
TKJ600H60	600	3.96	166660	10

E-90

TKP...H60

≠ 1.5 mm

CODE	Width a=b=c mm	kg 1 pc.	Catalogue No.	qty
TKP50H60	50	0.42	164024	20
TKP100H60	100	0.68	163210	20
TKP150H60	150	0.96	163215	10
TKP200H60	200	1.35	163220	10
TKP300H60	300	2.24	163230	10
TKP400H60	400	3.39	163240	10
TKP500H60	500	4.66	163250	10
TKP600H60	600	5.95	163260	10

For the assembly use Screw Sets SGKM6x12 or SGM6x12.
In case of special orders please specify dimensions a, b and c.

TKB...

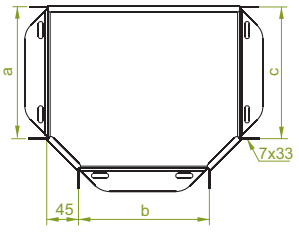

TKBJ...H60

≠ 1.0 mm

CODE	Width a=b=c mm	kg 1 pc.	Catalogue No.	qty
TKBJ50H60	50	0.28	164124	20
TKBJ100H60	100	0.45	160901	20
TKBJ150H60	150	0.64	161001	20
TKBJ200H60	200	0.90	161101	20
TKBJ300H60	300	1.49	161301	20
TKBJ400H60	400	2.26	161401	20
TKBJ500H60	500	3.04	161501	20
TKBJ600H60	600	3.96	161601	20

E-90



TKBP...H60

≠ 1.5 mm

CODE	Width a=b=c mm	kg 1 pc.	Catalogue No.	qty
TKBP50H60	50	0.42	164224	20
TKBP100H60	100	0.68	160902	20
TKBP150H60	150	0.96	161002	20
TKBP200H60	200	1.35	161102	20
TKBP300H60	300	2.24	161302	20
TKBP400H60	400	3.39	161402	20
TKBP500H60	500	4.66	161502	20
TKBP600H60	600	5.95	161602	20

For the assembly use Screw Sets SGKM6x12 or SGM6x12.
In case of special orders please specify dimensions a, b and c.

MATERIAL
Steel, strip-galv. acc. to the Sendzimir method PN-EN 10346:2015-09 (SG)
Available finishes:
F - steel, hot-dip galv. to PN-EN ISO 1461:2011 (HDG)
E - stainless steel (SS), grade 1.4301 (AISI304)
L - powder coating in a full range of colours (PC) (info p. 4)

APPLICATIONS
Branching out cable routes.

E-90 - For detailed information, see section XIX

Thickn. (ga) ≠ [mm]: 0.5 0.7 1.0 1.2 1.5 2.0

Horizontal Tee

TKP...

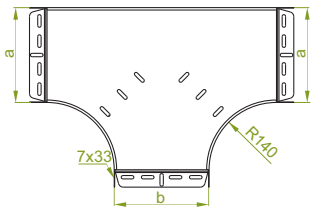

TKPJ...H60

≠ 1.0 mm

E-90

CODE	Width a=b mm	kg 1 pc.	Catalogue No.	qty
TKPJ50H60	50	0.53	164324	20
TKPJ100H60	100	0.98	162914	20
TKPJ150H60	150	1.30	163014	20
TKPJ200H60	200	1.65	163114	20
TKPJ300H60	300	2.47	163214	20
TKPJ400H60	400	3.45	163314	20
TKPJ500H60	500	4.59	163414	20
TKPJ600H60	600	5.88	163514	20



TKPP/TKPOP...H60

≠ 1.5 mm

E-90

CODE	Width a=b mm	kg 1 pc.	Catalogue No.	qty
TKPP/TKPOP50H60	50	0.99	164424	20
TKPP/TKPOP100H60	100	1.48	163614	20
TKPP/TKPOP150H60	150	1.95	163714	20
TKPP/TKPOP200H60	200	2.48	163814	20
TKPP/TKPOP300H60	300	3.71	163914	20
TKPP/TKPOP400H60	400	5.18	164014	20
TKPP/TKPOP500H60	500	6.88	164114	20
TKPP/TKPOP600H60	600	8.82	164214	20

For the assembly use Screw Sets SGKM6x12 or SGM6x12.
In case of special orders please specify dimensions a and b.

MATERIAL
Steel, strip-galv. acc. to the Sendzimir method PN-EN 10346:2015-09 (SG)
Available finishes:
F - steel, hot-dip galv. to PN-EN ISO 1461:2011 (HDG)
E - stainless steel (SS), grade 1.4301 (AISI304)
L - powder coating in a full range of colours (PC) (info p. 4)

APPLICATIONS
Branching out cable routes.

Example of TKPJ...

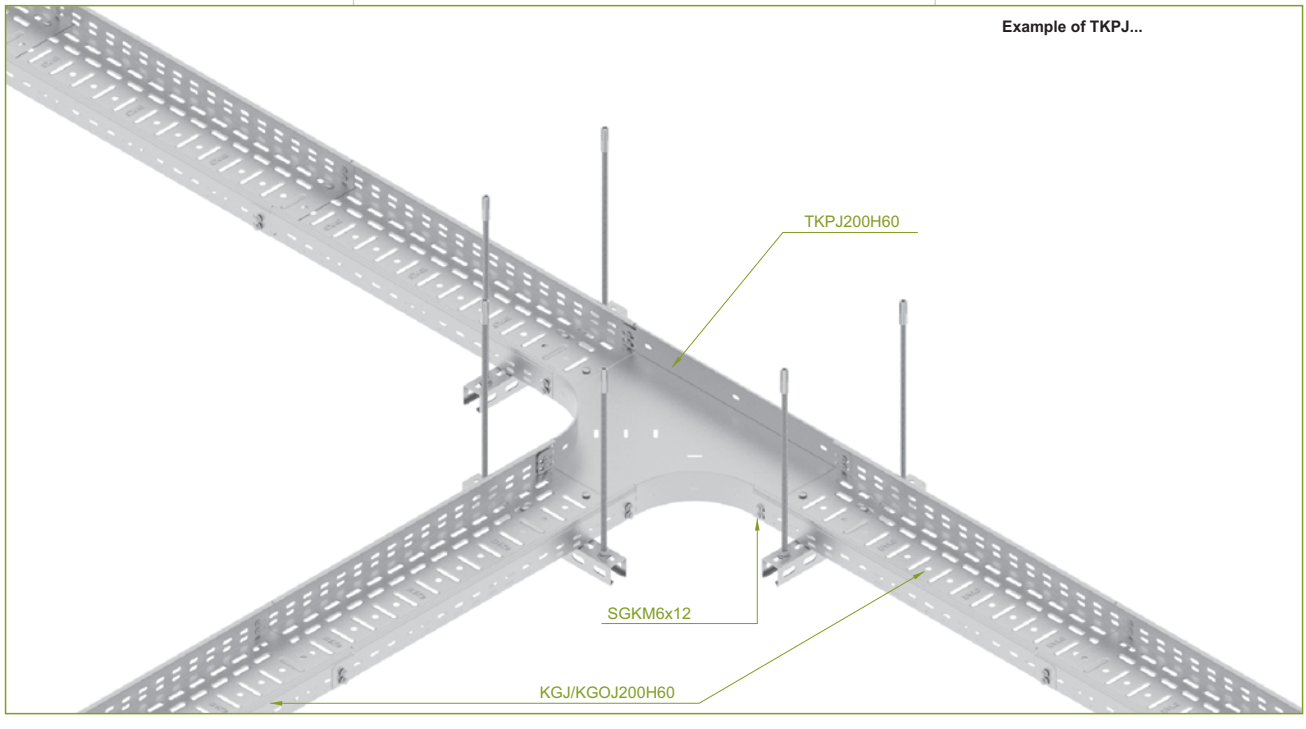

E-90 - For detailed information, see section XIX

Thickn. (ga) ≠ [mm]: 0.5 0.7 1.0 1.2 1.5 2.0

Horizontal Cross-over

CZK...

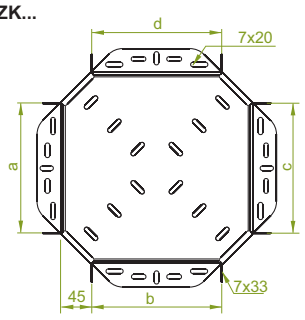

CZKJ...H60

≠ 1.0 mm

E-90



CODE	Width a=b=c=d mm	kg 1 pc.	Catalogue No.	qty
CZKJ50H60	50	0.33	164524	20
CZKJ100H60	100	0.48	166810	20
CZKJ150H60	150	0.67	166815	10
CZKJ200H60	200	0.96	166820	10
CZKJ300H60	300	1.49	166830	10
CZKJ400H60	400	2.28	166840	10
CZKJ500H60	500	3.28	166850	10
CZKJ600H60	600	3.99	166860	10

CZKP...H60

≠ 1.5 mm

CODE	Width a=b=c=d mm	kg 1 pc.	Catalogue No.	qty
CZKP50H60	50	0.50	164624	20
CZKP100H60	100	0.72	163410	20
CZKP150H60	150	1.01	163415	10
CZKP200H60	200	1.44	163420	10
CZKP300H60	300	2.24	163430	10
CZKP400H60	400	3.44	163440	10
CZKP500H60	500	4.93	163450	10
CZKP600H60	600	5.99	163460	10

For the assembly use Screw Sets SGKM6x12 or SGM6x12.
In case of special orders please specify dimensions a, b, c and d.

CZKB...

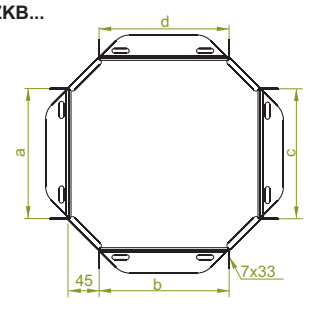

CZKBJ...H60

≠ 1.0 mm

E-90



CODE	Width a=b=c=d mm	kg 1 pc.	Catalogue No.	qty
CZKBJ50H60	50	0.33	164724	20
CZKBJ100H60	100	0.48	160903	20
CZKBJ150H60	150	0.67	161003	10
CZKBJ200H60	200	0.96	161103	10
CZKBJ300H60	300	1.49	161303	10
CZKBJ400H60	400	2.28	161403	10
CZKBJ500H60	500	3.28	161503	10
CZKBJ600H60	600	3.99	161603	10

CZKBP...H60

≠ 1.5 mm

CODE	Width a=b=c=d mm	kg 1 pc.	Catalogue No.	qty
CZKBP50H60	50	0.50	164824	20
CZKBP100H60	100	0.72	160904	20
CZKBP150H60	150	1.01	161004	10
CZKBP200H60	200	1.44	161104	10
CZKBP300H60	300	2.24	161304	10
CZKBP400H60	400	3.44	161404	10
CZKBP500H60	500	4.93	161504	10
CZKBP600H60	600	5.99	161604	10

For the assembly use Screw Sets SGKM6x12 or SGM6x12.
In case of special orders please specify dimensions a, b, c and d.

MATERIAL
Steel, strip-galv. acc. to the Sendzimir method PN-EN 10346:2015-09 (SG)
Available finishes:
F - steel, hot-dip galv. to PN-EN ISO 1461:2011 (HDG)
E - stainless steel (SS), grade 1.4301 (AISI304)
L - powder coating in a full range of colours (PC) (info p. 4)

APPLICATIONS
Branching out cable routes.

E-90 - For detailed information, see section XIX

Thickn. (ga) ≠ [mm]: 0.5 0.7 1.0 1.2 1.5 2.0

Horizontal Cross-over

CZKP...

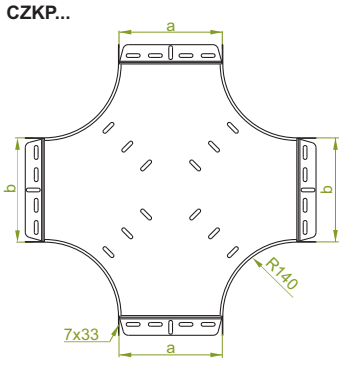

CZKPJ...H60

≠ 1.0 mm

CODE	Width a=b mm	kg 1 pc.	Catalogue No.	qty
CZKPJ50H60	50	0.66	164924	20
CZKPJ100H60	100	1.23	164314	10
CZKPJ150H60	150	1.58	164414	10
CZKPJ200H60	200	1.98	164514	10
CZKPJ300H60	300	2.88	164614	10
CZKPJ400H60	400	3.94	164714	10
CZKPJ500H60	500	5.16	164814	10
CZKPJ600H60	600	6.53	164914	10



E-90

CZKPP/CZKPOP...H60

≠ 1.5 mm

E-90

CODE	Width a=b mm	kg 1 pc.	Catalogue No.	qty
CZKPP/CZKPOP50H60	50	0.80	165024	20
CZKPP/CZKPOP100H60	100	1.84	165014	10
CZKPP/CZKPOP150H60	150	2.38	165114	10
CZKPP/CZKPOP200H60	200	2.97	165214	10
CZKPP/CZKPOP300H60	300	4.32	165314	10
CZKPP/CZKPOP400H60	400	5.92	165414	10
CZKPP/CZKPOP500H60	500	7.74	165514	10
CZKPP/CZKPOP600H60	600	9.80	165614	10

For the assembly use Screw Sets SGKM6x12 or SGM6x12.
In case of special orders please specify dimensions a and b.

MATERIAL
Steel, strip-galv. acc. to the Sendzimir method PN-EN 10346:2015-09 (SG)
Available finishes:
F - steel, hot-dip galv. to PN-EN ISO 1461:2011 (HDG)
E - stainless steel (SS), grade 1.4301 (AISI304)
L - powder coating in a full range of colours (PC) (info p. 4)

APPLICATIONS
Branching out cable routes.

Application example of CZKPJ...

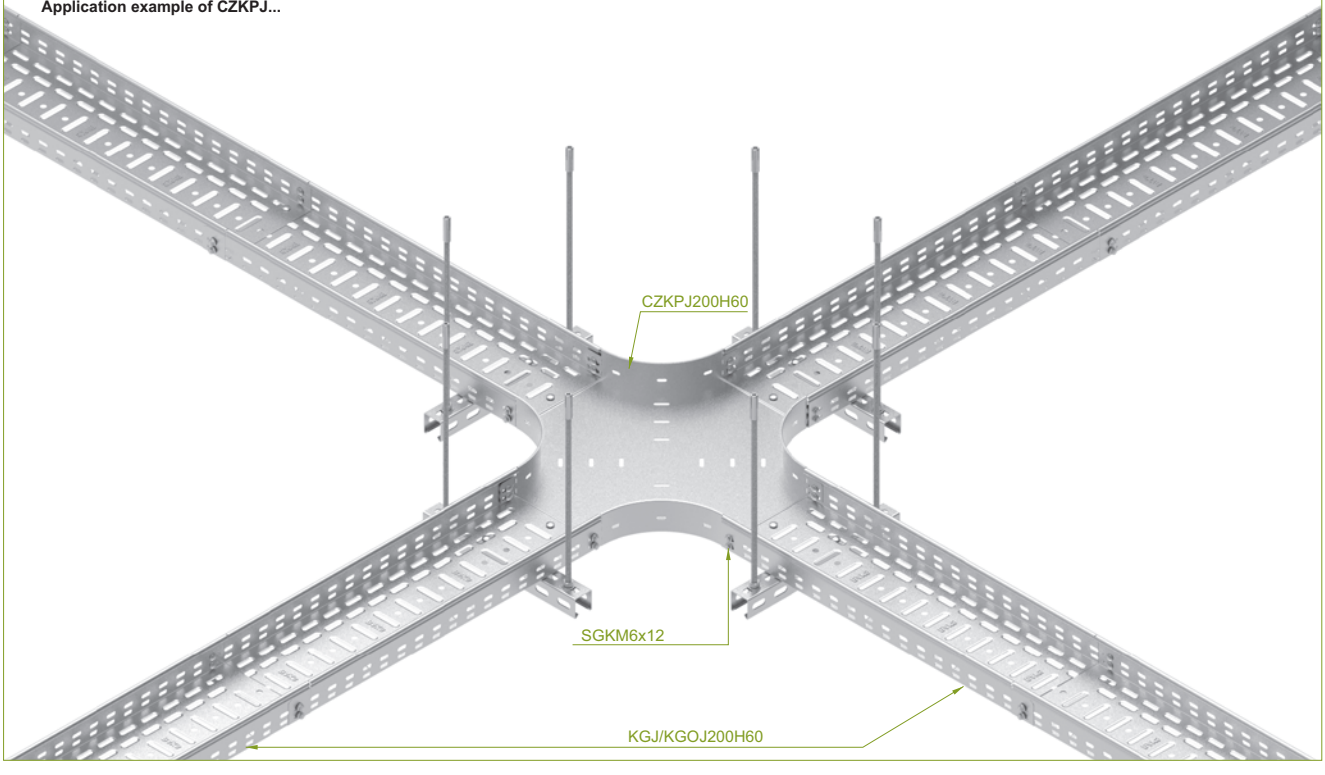

E-90 - For detailed information, see section XIX

Thickn. (ga) ≠ [mm]: 0.5 0.7 1.0 1.2 1.5 2.0

Add-on Tee

TKD...

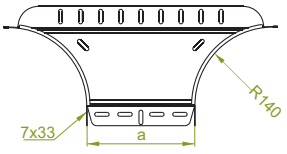

TKDJ...H60

≠ 1.0 mm

CODE	Width a mm	kg 1 pc.	Catalogue No.	qty
TKDJ50H60	50	0.32	169705	10
TKDJ100H60	100	0.44	169710	10
TKDJ150H60	150	0.51	169715	10
TKDJ200H60	200	0.58	169720	10
TKDJ300H60	300	0.72	169730	10
TKDJ400H60	400	0.86	169740	10
TKDJ500H60	500	1.00	169750	10
TKDJ600H60	600	1.14	169760	10

TKDP...H60

≠ 1.5 mm

CODE	Width a mm	kg 1 pc.	Catalogue No.	qty
TKDP50H60	50	0.55	159809	10
TKDP100H60	100	0.66	169810	10
TKDP150H60	150	0.76	169815	10
TKDP200H60	200	0.87	169820	10
TKDP300H60	300	1.08	169830	10
TKDP400H60	400	1.29	169840	10
TKDP500H60	500	1.50	169850	10
TKDP600H60	600	1.71	169860	10

For the assembly use Screw Sets SGKM6x12 or SGM6x12.

E-90



E-90

Corner Connector

LRP...

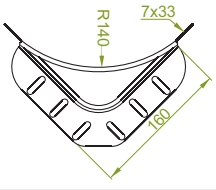

LRPJH60

≠ 1.0 mm

CODE	Height H mm	kg 1 pc.	Catalogue No.	qty
LRPJH60	60	0.24	164000	100

LRPPH60

≠ 1.5 mm

CODE	Height H mm	kg 1 pc.	Catalogue No.	qty
LRPPH60	60	0.36	164009	100

For the assembly use Screw Sets SGKM6x12 or SGM6x12.

E-90

LRJ

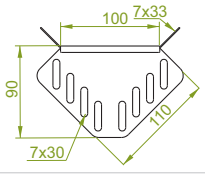

LRJH60

≠ 1.0 mm

CODE	Height H mm	kg 1 pc.	Catalogue No.	qty
LRJH60	60	0.07	163100	100

For the assembly use Screw Sets SGKM6x12 or SGM6x12.

E-90

LRBJ

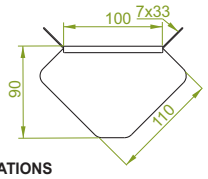

APPLICATIONS
Branching out cable routes.

LRBJH60

≠ 1.0 mm

CODE	Height H mm	kg 1 pc.	Catalogue No.	qty
LRBJH60	60	0.07	163200	100

For the assembly use Screw Sets SGKM6x12 or SGM6x12.

E-90

Angle Reducer

RKJ

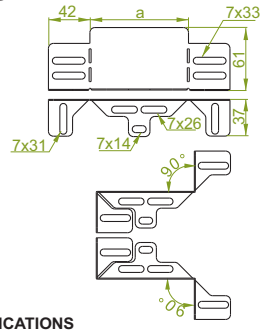

APPLICATIONS
Reducing/extending width of cable runs.

RKJ...H60

≠ 1.0 mm

CODE	Width a mm	kg 1 pc	Catalogue No.	qty
RKJ50H60	50	0.06	169706	10
RKJ100H60	100	0.09	169711	10
RKJ150H60	150	0.13	169716	10
RKJ200H60	200	0.17	169721	10

For the assembly use Screw Sets SGKM6x12 or SGM6x12

By selection of apropriate element we can reduce Width of the cable tray by 50, 100, 150 or 200mm. For example by attaching RKJ200H60 to 300mm wide cable tray, we can transfer it to 100mm wide. Angle Reducer can be used with all types of BAKS cable trays

E-90



MATERIAL
Steel, strip-galv. acc. to the Sendzimir method PN-EN 10346:2015-09 (SG)
Available finishes:
F - steel, hot-dip galv. to PN-EN ISO 1461:2011 (HDG)
E - stainless steel (SS), grade 1.4301 (AISI304)
L - powder coating in a full range of colours (PC) (info p. 4)

Application example of LRPJH60.

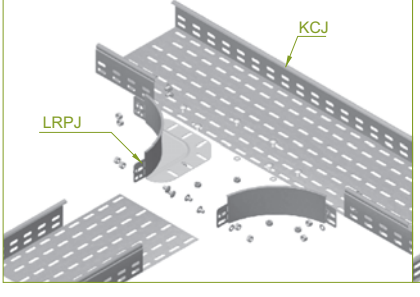

Application example of TKDJ.

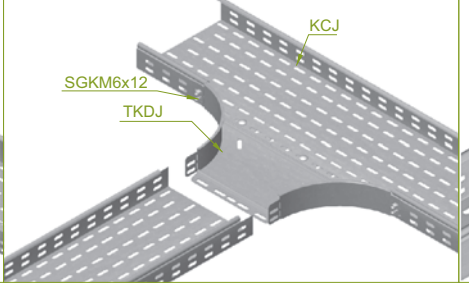

Application example of RKJ...H60

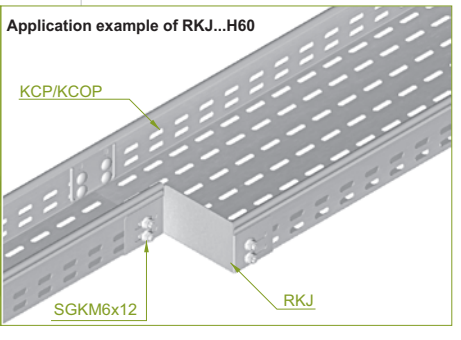

E-90 - For detailed information, see section XIX

Thickn. (ga) ≠ [mm]: 0.5 0.7 1.0 1.2 1.5 2.0

Left Reducer

RKL...

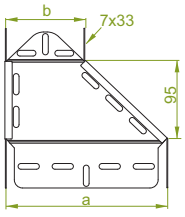

RKLJ...H60

≠ 1.0 mm

CODE	Width a mm	Width b mm	kg 1 pc.	Catalogue No.	qty
RKLJ100/50H60	100	50	0.19	165124	10
RKLJ150/100H60	150	100	0.23	169015	10
RKLJ200/100H60	200	100	0.28	169120	10
RKLJ200/150H60	200	150	0.30	169220	10
RKLJ300/200H60	300	200	0.37	169130	10
RKLJ400/300H60	400	300	0.41	169040	10
RKLJ500/400H60	500	400	0.49	169050	10
RKLJ600/500H60	600	500	0.57	169060	10

RKLP...H60

≠ 1.5 mm

CODE	Width a mm	Width b mm	kg 1 pc.	Catalogue No.	qty
RKLP100/50H60	100	50	0.28	165224	10
RKLP150/100H60	150	100	0.34	165615	10
RKLP200/100H60	200	100	0.39	165720	10
RKLP200/150H60	200	150	0.43	165820	10
RKLP300/200H60	300	200	0.51	165730	10
RKLP400/300H60	400	300	0.62	165640	10
RKLP500/400H60	500	400	0.74	165650	10
RKLP600/500H60	600	500	0.85	165660	10

For the assembly use Screw Sets SGKM6x12 or SGM6x12.
In case of special orders please specify dimensions a and b.

E-90

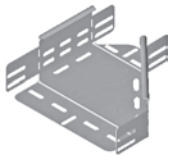

Right Reducer

RKP...

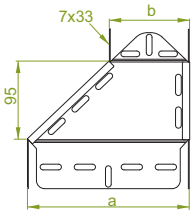

RKPJ...H60

≠ 1.0 mm

CODE	Width a mm	Width b mm	kg 1 pc.	Catalogue No.	qty
RKPJ100/50H60	100	50	0.19	165324	10
RKPJ150/100H60	150	100	0.23	169215	10
RKPJ200/100H60	200	100	0.28	169520	10
RKPJ200/150H60	200	150	0.30	169620	10
RKPJ300/200H60	300	200	0.37	169530	10
RKPJ400/300H60	400	300	0.41	169240	10
RKPJ500/400H60	500	400	0.49	169250	10
RKPJ600/500H60	600	500	0.57	169260	10

RKPP...H60

≠ 1.5 mm

CODE	Width a mm	Width b mm	kg 1 pc.	Catalogue No.	qty
RKPP100/50H60	100	50	0.28	165424	10
RKPP150/100H60	150	100	0.34	165815	10
RKPP200/100H60	200	100	0.39	167702	10
RKPP200/150H60	200	150	0.43	167802	10
RKPP300/200H60	300	200	0.51	167902	10
RKPP400/300H60	400	300	0.62	165840	10
RKPP500/400H60	500	400	0.74	165850	10
RKPP600/500H60	600	500	0.85	165860	10

For the assembly use Screw Sets SGKM6x12 or SGM6x12.
In case of special orders please specify dimensions a and b.

E-90

Straight Reducer

RKS...

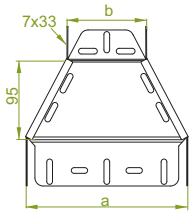

RKSJ...H60

≠ 1.0 mm

CODE	Width a mm	Width b mm	kg 1 pc.	Catalogue No.	qty
RKSJ100/50H60	100	50	0.19	165524	10
RKSJ150/100H60	150	100	0.23	169415	10
RKSJ200/100H60	200	100	0.28	169920	10
RKSJ200/150H60	200	150	0.30	160020	10
RKSJ300/200H60	300	200	0.37	169930	10
RKSJ400/300H60	400	300	0.41	160040	10
RKSJ500/400H60	500	400	0.49	160050	10
RKSJ600/500H60	600	500	0.57	160060	10

RKSP...H60

≠ 1.5 mm

CODE	Width a mm	Width b mm	kg 1 pc.	Catalogue No.	qty
RKSP100/50H60	100	50	0.28	165624	10
RKSP150/100H60	150	100	0.34	166015	10
RKSP200/100H60	200	100	0.39	168502	10
RKSP200/150H60	200	150	0.43	168602	10
RKSP300/200H60	300	200	0.51	168702	10
RKSP400/300H60	400	300	0.62	166040	10
RKSP500/400H60	500	400	0.74	166050	10
RKSP600/500H60	600	500	0.85	166060	10

For the assembly use Screw Sets SGKM6x12 or SGM6x12.
In case of special orders please specify dimensions a and b.

E-90

MATERIAL
Steel, strip-galv. acc. to the Sendzimir method PN-EN 10346:2015-09 (SG)
Available finishes:
F - steel, hot-dip galv. to PN-EN ISO 1461:2011 (HDG)
E - stainless steel (SS), grade 1.4301 (AISI304)
L - powder coating in a full range of colours (PC) (info p. 4)

APPLICATIONS
Reducing/extending width of cable runs.

E-90 - For detailed information, see section XIX

Thickn. (ga) ≠ [mm]: 0.5 | 0.7 | 1.0 | 1.2 | 1.5 | 2.0

Left Reducer

RKLB...

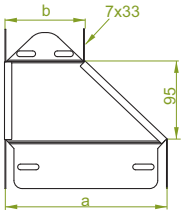

RKLBJ...H60

≠ 1.0 mm

CODE	Width a mm	Width b mm	kg 1 pc.	Catalogue No.	qty
RKLBJ100/50H60	100	50	0.19	165724	10
RKLBJ150/100H60	150	100	0.23	165801	10
RKLBJ200/100H60	200	100	0.28	165901	10
RKLBJ200/150H60	200	150	0.30	166001	10
RKLBJ300/200H60	300	200	0.37	166201	10
RKLBJ400/300H60	400	300	0.41	166401	10
RKLBJ500/400H60	500	400	0.49	166501	10
RKLBJ600/500H60	600	500	0.57	166601	10

RKLBP...H60

≠ 1.5 mm

CODE	Width a mm	Width b mm	kg 1 pc.	Catalogue No.	qty
RKLBP100/50H60	100	50	0.28	165824	10
RKLBP150/100H60	150	100	0.34	165802	10
RKLBP200/100H60	200	100	0.39	165902	10
RKLBP200/150H60	200	150	0.43	166002	10
RKLBP300/200H60	300	200	0.51	166202	10
RKLBP400/300H60	400	300	0.62	166402	10
RKLBP500/400H60	500	400	0.74	166502	10
RKLBP600/500H60	600	500	0.85	166602	10

For the assembly use Screw Sets SGKM6x12 or SGM6x12.
In case of special orders please specify dimensions a and b.

E-90

Right Reducer

RKPB...

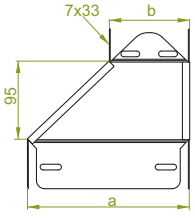

RKPBJ...H60

≠ 1.0 mm

CODE	Width a mm	Width b mm	kg 1 pc.	Catalogue No.	qty
RKPBJ100/50H60	100	50	0.19	165924	10
RKPBJ150/100H60	150	100	0.23	165803	10
RKPBJ200/100H60	200	100	0.28	165903	10
RKPBJ200/150H60	200	150	0.30	166003	10
RKPBJ300/200H60	300	200	0.37	166203	10
RKPBJ400/300H60	400	300	0.41	166403	10
RKPBJ500/400H60	500	400	0.49	166503	10
RKPBJ600/500H60	600	500	0.57	166603	10

RKPBP...H60

≠ 1.5 mm

CODE	Width a mm	Width b mm	kg 1 pc.	Catalogue No.	qty
RKPBP100/50H60	100	50	0.28	166024	10
RKPBP150/100H60	150	100	0.34	165804	10
RKPBP200/100H60	200	100	0.39	165904	10
RKPBP200/150H60	200	150	0.43	166004	10
RKPBP300/200H60	300	200	0.51	166204	10
RKPBP400/300H60	400	300	0.62	166404	10
RKPBP500/400H60	500	400	0.74	166504	10
RKPBP600/500H60	600	500	0.85	166604	10

For the assembly use Screw Sets SGKM6x12 or SGM6x12.
In case of special orders please specify dimensions a and b.

E-90



Straight Reducer

RKSB...

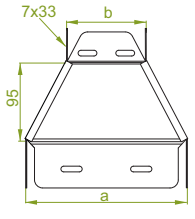

RKSBJ...H60

≠ 1.0 mm

CODE	Width a mm	Width b mm	kg 1 pc.	Catalogue No.	qty
RKSBJ100/50H60	100	50	0.19	166124	10
RKSBJ150/100H60	150	100	0.23	166801	10
RKSBJ200/100H60	200	100	0.28	166901	10
RKSBJ200/150H60	200	150	0.30	167001	10
RKSBJ300/200H60	300	200	0.37	167201	10
RKSBJ400/300H60	400	300	0.41	167401	10
RKSBJ500/400H60	500	400	0.49	167501	10
RKSBJ600/500H60	600	500	0.57	167601	10

RKSBP...H60

≠ 1.5 mm

CODE	Width a mm	Width b mm	kg 1 pc.	Catalogue No.	qty
RKSBP100/50H60	100	50	0.28	166224	10
RKSBP150/100H60	150	100	0.34	166802	10
RKSBP200/100H60	200	100	0.39	166902	10
RKSBP200/150H60	200	150	0.43	167002	10
RKSBP300/200H60	300	200	0.51	167202	10
RKSBP400/300H60	400	300	0.62	167402	10
RKSBP500/400H60	500	400	0.74	167502	10
RKSBP600/500H60	600	500	0.85	167602	10

For the assembly use Screw Sets SGKM6x12 or SGM6x12.
In case of special orders please specify dimensions a and b.

E-90



MATERIAL
Steel, strip-galv. acc. to the Sendzimir method PN-EN 10346:2015-09 (SG)
Available finishes:
F - steel, hot-dip galv. to PN-EN ISO 1461:2011 (HDG)
E - stainless steel (SS), grade 1.4301 (AISI304)
L - powder coating in a full range of colours (PC) (info p. 4)

APPLICATIONS
Reducing/extending width of cable runs.

E-90 - For detailed information, see section XIX

Thickn. (ga) ≠ [mm]: 0.5 0.7 1.0 1.2 1.5 2.0

Horizontal Bypass

OPZ...

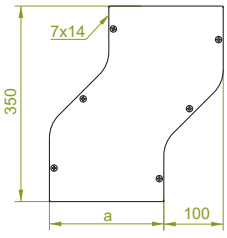

OPZJ...H60

≠ 1.0 mm

CODE	Width a mm	kg 1 pc.	Catalogue No.	qty
OPZJ50H60	50	0.62	166324	2
OPZJ100H60	100	0.86	167810	2
OPZJ150H60	150	1.12	167815	2
OPZJ200H60	200	1.38	167820	2
OPZJ300H60	300	1.92	167830	2
OPZJ400H60	400	2.44	167840	2
OPZJ500H60	500	3.18	167850	2
OPZJ600H60	600	3.52	167860	2

OPZP...H60

≠ 1.5 mm

CODE	Width a mm	kg 1 pc.	Catalogue No.	qty
OPZP50H60	50	0.93	166424	2
OPZP100H60	100	1.30	164410	2
OPZP150H60	150	1.68	164415	2
OPZP200H60	200	2.06	164420	2
OPZP300H60	300	2.98	164430	2
OPZP400H60	400	3.88	164440	2
OPZP500H60	500	4.76	164450	2
OPZP600H60	600	5.28	164460	2

E-90



OPZB...

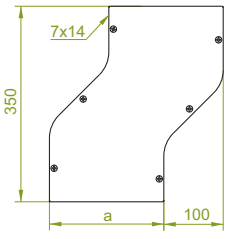

OPZBJ...H60

≠ 1.0 mm

CODE	Width a mm	kg 1 pc.	Catalogue No.	qty
OPZBJ50H60	50	0.62	166524	2
OPZBJ100H60	100	0.86	163301	2
OPZBJ150H60	150	1.12	163401	2
OPZBJ200H60	200	1.38	163501	2
OPZBJ300H60	300	1.92	163701	2
OPZBJ400H60	400	2.44	163801	2
OPZBJ500H60	500	3.18	163901	2
OPZBJ600H60	600	3.52	164001	2

OPZBP...H60

≠ 1.5 mm

CODE	Width a mm	kg 1 pc.	Catalogue No.	qty
OPZBP50H60	50	0.93	166624	2
OPZBP100H60	100	1.30	163302	2
OPZBP150H60	150	1.68	163402	2
OPZBP200H60	200	2.06	163502	2
OPZBP300H60	300	2.98	163702	2
OPZBP400H60	400	3.88	163802	2
OPZBP500H60	500	4.76	163902	2
OPZBP600H60	600	5.28	164002	2

For the assembly use Screw Sets SGKM6x12 or SGM6x12 and Connectors LPMLH60 or LPMPH60. Can be used as a left or right bypass

E-90



Vertical Bypass

OPN...

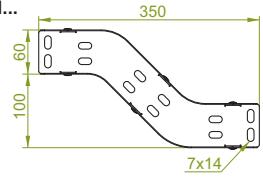

OPNJ...H60

≠ 1.0 mm

CODE	Width a mm	kg 1 pc.	Catalogue No.	qty
OPNJ50H60	50	0.62	166724	2
OPNJ100H60	100	0.86	168010	2
OPNJ150H60	150	1.12	168015	2
OPNJ200H60	200	1.38	168020	2
OPNJ300H60	300	1.92	168030	2
OPNJ400H60	400	2.44	168040	2
OPNJ500H60	500	3.18	168050	2
OPNJ600H60	600	3.52	168060	2

OPNP...H60

≠ 1.5 mm

CODE	Width a mm	kg 1 pc.	Catalogue No.	qty
OPNP50H60	50	0.93	166824	2
OPNP100H60	100	1.30	164610	2
OPNP150H60	150	1.68	164615	2
OPNP200H60	200	2.06	164620	2
OPNP300H60	300	2.98	164630	2
OPNP400H60	400	3.88	164640	2
OPNP500H60	500	4.76	164650	2
OPNP600H60	600	5.28	164660	2

E-90



OPNB...

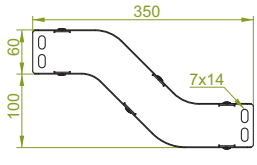

OPNBJ...H60

≠ 1.0 mm

CODE	Width a mm	kg 1 pc.	Catalogue No.	qty
OPNBJ50H60	50	0.62	166924	2
OPNBJ100H60	100	0.86	163303	2
OPNBJ150H60	150	1.12	163403	2
OPNBJ200H60	200	1.38	163503	2
OPNBJ300H60	300	1.92	163703	2
OPNBJ400H60	400	2.44	163803	2
OPNBJ500H60	500	3.18	163903	2
OPNBJ600H60	600	3.52	164003	2

OPNBP...H60

≠ 1.5 mm

CODE	Width a mm	kg 1 pc.	Catalogue No.	qty
OPNBP50H60	50	0.93	167024	2
OPNBP100H60	100	1.30	163304	2
OPNBP150H60	150	1.68	163404	2
OPNBP200H60	200	2.06	163504	2
OPNBP300H60	300	2.98	163704	2
OPNBP400H60	400	3.88	163804	2
OPNBP500H60	500	4.76	163904	2
OPNBP600H60	600	5.28	164004	2

For the assembly use Screw Sets SGKM6x12 or SGM6x12 and Connectors LPMLH60 or LPMPH60. Can be used as an upper or bottom bypass

E-90



APPLICATIONS
Bypassing mechanical obstacles in cable routing.

MATERIAL
Steel, strip-galv. acc. to the Sendzimir method PN-EN 10346:2015-09 (SG)
Available finishes:
F - steel, hot-dip galv. to PN-EN ISO 1461:2011 (HDG)
E - stainless steel (SS), grade 1.4301 (AISI304)
L - powder coating in a full range of colours (PC) (info p. 4)

E-90 - For detailed information, see section XIX

Thickn. (ga) ≠ [mm]: 0.5 | 0.7 | 1.0 | 1.2 | 1.5 | 2.0

90° Vertical Bend

LU...

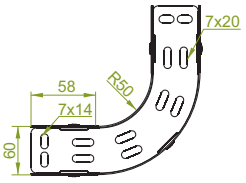

LUJ...H60

≠ 1.0 mm

CODE	Width a mm	kg 1 pc.	Catalogue No.	qty
LUJ50H60	50	0.66	167124	2
LUJ100H60	100	0.89	167010	2
LUJ150H60	150	1.17	167015	2
LUJ200H60	200	1.45	167020	2
LUJ300H60	300	2.01	167030	2
LUJ400H60	400	2.57	167040	2
LUJ500H60	500	3.11	167050	2
LUJ600H60	600	3.67	167060	2

LUP...H60

≠ 1.5 mm

CODE	Width a mm	kg 1 pc.	Catalogue No.	qty
LUP50H60	50	0.99	167224	2
LUP100H60	100	1.33	163610	2
LUP150H60	150	1.75	163615	2
LUP200H60	200	2.18	163620	2
LUP300H60	300	3.01	163630	2
LUP400H60	400	3.85	163640	2
LUP500H60	500	4.65	163650	2
LUP600H60	600	5.50	163660	2

For the assembly use Screw Sets SGKM6x12 or SGM6x12 and Connectors LPMLH60 or LPMPH60. Can be used as an external or internal bend.



E-90

OR...

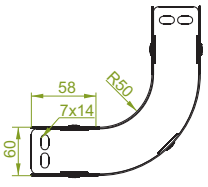

LUBJ...H60

≠ 1.0 mm

CODE	Width a mm	kg 1 pc.	Catalogue No.	qty
LUBJ50H60	50	0.66	167324	2
LUBJ100H60	100	0.89	161701	2
LUBJ150H60	150	1.17	161801	2
LUBJ200H60	200	1.45	161901	2
LUBJ300H60	300	2.01	162101	2
LUBJ400H60	400	2.57	162201	2
LUBJ500H60	500	3.11	162301	2
LUBJ600H60	600	3.67	162401	2

LUBP...H60

≠ 1.5 mm

CODE	Width a mm	kg 1 pc.	Catalogue No.	qty
LUBP50H60	50	0.99	167424	2
LUBP100H60	100	1.33	161702	2
LUBP150H60	150	1.75	161802	2
LUBP200H60	200	2.18	161902	2
LUBP300H60	300	3.01	162102	2
LUBP400H60	400	3.85	162202	2
LUBP500H60	500	4.65	162302	2
LUBP600H60	600	5.50	162402	2

For the assembly use Screw Sets SGKM6x12 or SGM6x12 and Connectors LPMLH60 or LPMPH60. Can be used as an external or internal bend.



E-90

LUP...

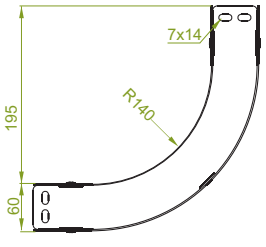

LUPJ...H60

≠ 1.0 mm

CODE	Width a mm	kg 1 pc.	Catalogue No.	qty
LUPJ50H60	50	0.72	167524	2
LUPJ100H60	100	1.01	165714	2
LUPJ150H60	150	1.30	165814	2
LUPJ200H60	200	1.63	165914	2
LUPJ300H60	300	2.36	166014	2
LUPJ400H60	400	3.09	166114	2
LUPJ500H60	500	3.81	166214	2
LUPJ600H60	600	4.54	166314	2

LUPP...H60

≠ 1.5 mm

CODE	Width a mm	kg 1 pc.	Catalogue No.	qty
LUPP50H60	50	1.08	167624	2
LUPP100H60	100	1.48	166414	2
LUPP150H60	150	1.95	166514	2
LUPP200H60	200	2.44	166614	2
LUPP300H60	300	3.54	166714	2
LUPP400H60	400	4.63	166814	2
LUPP500H60	500	5.72	166914	2
LUPP600H60	600	6.81	167014	2

For the assembly use Screw Sets SGKM6x12 or SGM6x12 and Connectors LPMLH60 or LPMPH60. Can be used as an external or internal bend.



E-90

MATERIAL
Steel, strip-galv. acc. to the Sendzimir method PN-EN 10346:2015-09 (SG)
Available finishes:
F - steel, hot-dip galv. to PN-EN ISO 1461:2011 (HDG)
E - stainless steel (SS), grade 1.4301 (AISI304)
L - powder coating in a full range of colours (PC) (info p. 4)

APPLICATIONS
Diversions in cable routing.

E-90 - For detailed information, see section XIX

Thickn. (ga) ≠ [mm]: 0.5 0.7 1.0 1.2 1.5 2.0

45° Vertical Bend

LUM...

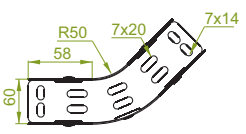

LUMJ...H60

≠ 1.0 mm

CODE	Width a mm	kg 1 pc.	Catalogue No.	qty
LUMJ50H60	50	0.41	167724	2
LUMJ100H60	100	0.61	167210	2
LUMJ150H60	150	0.81	167215	2
LUMJ200H60	200	1.01	167220	2
LUMJ300H60	300	1.40	167230	2
LUMJ400H60	400	1.79	167240	2
LUMJ500H60	500	2.17	167250	2
LUMJ600H60	600	2.56	167260	2

LUMP...H60

≠ 1.5 mm

CODE	Width a mm	kg 1 pc.	Catalogue No.	qty
LUMP50H60	50	0.62	167824	2
LUMP100H60	100	0.92	163810	2
LUMP150H60	150	1.18	163815	2
LUMP200H60	200	1.51	163820	2
LUMP300H60	300	2.10	163830	2
LUMP400H60	400	2.68	163840	2
LUMP500H60	500	3.24	163850	2
LUMP600H60	600	3.84	163860	2

For the assembly use Screw Sets SGKM6x12 or SGM6x12 and Connectors LPMLH60 or LPMPH60. Can be used as an external or internal bend.

E-90



LUMB...

LUMBJ...H60

≠ 1.0 mm

CODE	Width a mm	kg 1 pc.	Catalogue No.	qty
LUMBJ 50H60	50	0.41	167924	2
LUMBJ100H60	100	0.61	161703	2
LUMBJ150H60	150	0.81	161803	2
LUMBJ200H60	200	1.01	161903	2
LUMBJ300H60	300	1.40	162103	2
LUMBJ400H60	400	1.79	162203	2
LUMBJ500H60	500	2.17	162303	2
LUMBJ600H60	600	2.56	162403	2

LUMBP...H60

≠ 1.5 mm

CODE	Width a mm	kg 1 pc.	Catalogue No.	qty
LUMBP 50H60	50	0.62	168024	2
LUMBP100H60	100	0.92	161704	2
LUMBP150H60	150	1.18	161804	2
LUMBP200H60	200	1.51	161904	2
LUMBP300H60	300	2.10	162104	2
LUMBP400H60	400	2.68	162204	2
LUMBP500H60	500	3.24	162304	2
LUMBP600H60	600	3.84	162404	2

For the assembly use Screw Sets SGKM6x12 or SGM6x12 and Connectors LPMLH60 or LPMPH60. Can be used as an external or internal bend.

E-90



LUMP...



LUMPJ...H60

≠ 1.0 mm

CODE	Width a mm	kg 1 pc.	Catalogue No.	qty
LUMPJ50H60	50	0.55	168124	2
LUMPJ100H60	100	0.70	167114	2
LUMPJ150H60	150	1.05	167214	2
LUMPJ200H60	200	1.77	167314	2
LUMPJ300H60	300	2.12	167414	2
LUMPJ400H60	400	2.45	167514	2
LUMPJ500H60	500	2.79	167614	2
LUMPJ600H60	600	3.19	167714	2

LUMPP...H60

≠ 1.5 mm

CODE	Width a mm	kg 1 pc.	Catalogue No.	qty
LUMPP50H60	50	0.83	168224	2
LUMPP100H60	100	1.08	167814	2
LUMPP150H60	150	1.58	167914	2
LUMPP200H60	200	2.65	168014	2
LUMPP300H60	300	3.18	168114	2
LUMPP400H60	400	3.67	168214	2
LUMPP500H60	500	4.18	168314	2
LUMPP600H60	600	4.78	168414	2

For the assembly use Screw Sets SGKM6x12 or SGM6x12 and Connectors LPMLH60 or LPMPH60. Can be used as an external or internal bend.

E-90



MATERIAL
Steel, strip-galv. acc. to the Sendzimir method PN-EN 10346:2015-09 (SG)
Available finishes:
F - steel, hot-dip galv. to PN-EN ISO 1461:2011 (HDG)
E - stainless steel (SS), grade 1.4301 (AISI304)
L - powder coating in a full range of colours (PC) (info p. 4)

APPLICATIONS
Diversions in cable routing.

E-90 - For detailed information, see section XIX

Thickn. (ga) ≠ [mm]: 0.5 0.7 1.0 1.2 1.5 2.0

Adjustable Vertical Bend

LL...

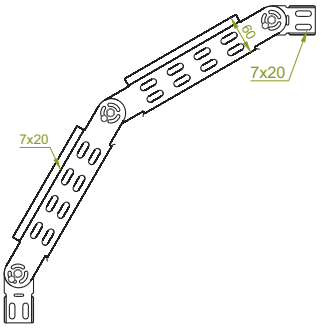

LLJ...H60

≠ 1.0 mm

CODE	Width a mm	kg 1 pc	Catalogue No.	Qty
LLJ50H60	50	0.70	168324	2
LLJ100H60	100	1.32	167410	2
LLJ150H60	150	1.50	167415	2
LLJ200H60	200	1.60	167420	2
LLJ300H60	300	1.98	167430	2
LLJ400H60	400	2.32	167440	2
LLJ500H60	500	2.64	167450	2
LLJ600H60	600	2.98	167460	2

LLP/LLOP...H60

≠ 1.5 mm

CODE	Width a mm	kg 1 pc	Catalogue No.	Qty
LLP/LLOP50H60	50	1.05	168424	2
LLP/LLOP100H60	100	2.00	164010	2
LLP/LLOP150H60	150	2.25	164015	2
LLP/LLOP200H60	200	2.50	164020	2
LLP/LLOP300H60	300	3.00	164030	2
LLP/LLOP400H60	400	3.50	164040	2
LLP/LLOP500H60	500	4.00	164050	2
LLP/LLOP600H60	600	4.49	164060	2

For the assembly use Screw Sets SGKM6x12 or SGM6x12. Adjustable Vertical Bend is delivered fully assembled together with: 2 Adjustable Vertical Bend Elements 4 parts of the 2-part Angle Connector item, 6 sets of screws

E-90

Adjustable Vertical Bend Element

EL...

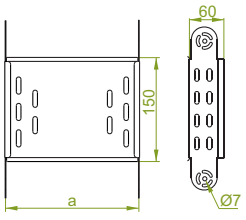

ELJ...H60

≠ 1.0 mm

CODE	Width a mm	kg 1 pc	Catalogue No.	Qty
ELJ50H60	50	0.26	168524	4
ELJ100H60	100	0.41	167610	4
ELJ150H60	150	0.50	167615	4
ELJ200H60	200	0.58	167620	4
ELJ300H60	300	0.74	167630	4
ELJ400H60	400	0.91	167640	4
ELJ500H60	500	1.07	167650	4
ELJ600H60	600	1.24	167660	4

ELP...H60

≠ 1.5 mm

CODE	Width a mm	kg 1 pc	Catalogue No.	Qty
ELP50H60	50	0.39	168624	4
ELP100H60	100	0.62	164210	4
ELP150H60	150	0.74	164215	4
ELP200H60	200	0.87	164220	4
ELP300H60	300	1.12	164230	4
ELP400H60	400	1.37	164240	4
ELP500H60	500	1.62	164250	4
ELP600H60	600	1.86	164260	4

Possibility of creating adjustable vertical bends of any internal radius through adding up bend elements.

E-90

Adjustable Vertical Bend

LLB...

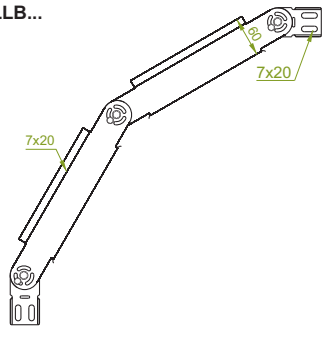

LLBJ...H60

≠ 1.0 mm

CODE	Width a mm	kg 1 pc	Catalogue No.	Qty
LLBJ50H60	50	0.70	168724	2
LLBJ100H60	100	1.32	162501	2
LLBJ150H60	150	1.50	162601	2
LLBJ200H60	200	1.60	162701	2
LLBJ300H60	300	1.98	162901	2
LLBJ400H60	400	2.32	163001	2
LLBJ500H60	500	2.64	163101	2
LLBJ600H60	600	2.98	163201	2

LLBP...H60

≠ 1.5 mm

CODE	Width a mm	kg 1 pc	Catalogue No.	Qty
LLBP50H60	50	1.05	168824	2
LLBP100H60	100	2.00	162502	2
LLBP150H60	150	2.25	162602	2
LLBP200H60	200	2.50	162702	2
LLBP300H60	300	3.00	162902	2
LLBP400H60	400	3.50	163002	2
LLBP500H60	500	4.00	163102	2
LLBP600H60	600	4.49	163202	2

For the assembly use Screw Sets SGKM6x12 or SGM6x12. Adjustable Vertical Bend is delivered fully assembled together with: 2 Adjustable Vertical Bend Elements 4 parts of the 2-part Angle Connector item, 6 sets of screws

E-90

Adjustable Vertical Bend Element

ELB...

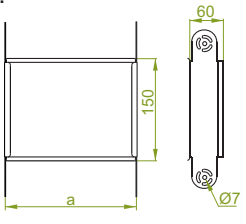

ELBJ...H60

≠ 1.0 mm

CODE	Width a mm	kg 1 pc	Catalogue No.	Qty
ELBJ50H60	50	0.26	168924	4
ELBJ100H60	100	0.41	162503	4
ELBJ150H60	150	0.50	162603	4
ELBJ200H60	200	0.58	162703	4
ELBJ300H60	300	0.74	162903	4
ELBJ400H60	400	0.91	163003	4
ELBJ500H60	500	1.07	163103	4
ELBJ600H60	600	1.24	163203	4

ELBP...H60

≠ 1.5 mm

CODE	Width a mm	kg 1 pc	Catalogue No.	Qty
ELBP50H60	50	0.39	169024	4
ELBP100H60	100	0.62	162504	4
ELBP150H60	150	0.74	162604	4
ELBP200H60	200	0.87	162704	4
ELBP300H60	300	1.12	162904	4
ELBP400H60	400	1.37	163004	4
ELBP500H60	500	1.62	163104	4
ELBP600H60	600	1.86	163204	4

Possibility of creating adjustable vertical bends of any internal radius through adding up bend elements.

E-90



APPLICATIONS
Diversions in cable routing.
Full-range angle adjustment with a lock.

MATERIAL
Steel, strip-galv. acc. to the Sendzimir method PN-EN 10346:2015-09 (SG)
Available finishes:
F - steel, hot-dip galv. to PN-EN ISO 1461:2011 (HDG)
E - stainless steel (SS), grade 1.4301 (AISI304)
L - powder coating in a full range of colours (PC) (info p. 4)

E-90 - For detailed information, see section XIX

Thickn. (ga) ≠ [mm]: 0.5 | 0.7 | 1.0 | 1.2 | 1.5 | 2.0

Vertical Elbow - Right

KRP...

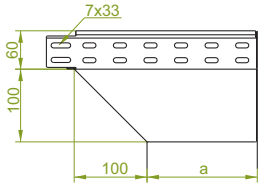

KRPJ...H60

≠ 1.0 mm

CODE	Width a mm	kg 1 pc.	Catalogue No.	qty
KRPJ50H60	50	0.48	169124	1
KRPJ100H60	100	0.77	168410	1
KRPJ150H60	150	1.16	168415	1
KRPJ200H60	200	1.54	168420	1
KRPJ300H60	300	2.32	168430	1
KRPJ400H60	400	3.08	168440	1
KRPJ500H60	500	3.85	168450	1
KRPJ600H60	600	4.60	168460	1

KRPP...H60

≠ 1.5 mm

CODE	Width a mm	kg 1 pc.	Catalogue No.	qty
KRPP50H60	50	0.72	169224	1
KRPP100H60	100	1.16	165010	1
KRPP150H60	150	1.74	165015	1
KRPP200H60	200	2.32	165020	1
KRPP300H60	300	3.48	165030	1
KRPP400H60	400	4.64	165040	1
KRPP500H60	500	5.80	165050	1
KRPP600H60	600	6.96	165060	1

E-90



KRPB...

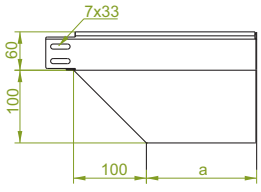

KRPBJ...H60

≠ 1.0 mm

CODE	Width a mm	kg 1 pc.	Catalogue No.	qty
KRPBJ50H60	50	0.48	169324	1
KRPBJ100H60	100	0.77	164103	1
KRPBJ150H60	150	1.16	164203	1
KRPBJ200H60	200	1.54	164303	1
KRPBJ300H60	300	2.32	164503	1
KRPBJ400H60	400	3.08	164603	1
KRPBJ500H60	500	3.85	164703	1
KRPBJ600H60	600	4.60	164803	1

KRPBP...H60

≠ 1.5 mm

CODE	Width a mm	kg 1 pc.	Catalogue No.	qty
KRPBP50H60	50	0.72	169424	1
KRPBP100H60	100	1.16	164104	1
KRPBP150H60	150	1.74	164204	1
KRPBP200H60	200	2.32	164304	1
KRPBP300H60	300	3.48	164504	1
KRPBP400H60	400	4.64	164604	1
KRPBP500H60	500	5.80	164704	1
KRPBP600H60	600	6.96	164804	1

For the assembly use Screw Sets SGKM6x12 or SGM6x12.

E-90



Vertical Elbow - Left

KRL...

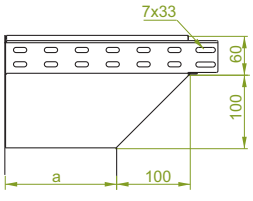

KRLJ...H60

≠ 1.0 mm

CODE	Width a mm	kg 1 pc.	Catalogue No.	qty
KRLJ50H60	50	0.48	169524	1
KRLJ100H60	100	0.77	168210	1
KRLJ150H60	150	1.16	168215	1
KRLJ200H60	200	1.54	168220	1
KRLJ300H60	300	2.32	168230	1
KRLJ400H60	400	3.08	168240	1
KRLJ500H60	500	3.85	168250	1
KRLJ600H60	600	4.60	168260	1

KRLP...H60

≠ 1.5 mm

CODE	Width a mm	kg 1 pc.	Catalogue No.	qty
KRLP50H60	50	0.72	169624	1
KRLP100H60	100	1.16	164810	1
KRLP150H60	150	1.74	164815	1
KRLP200H60	200	2.32	164820	1
KRLP300H60	300	3.48	164830	1
KRLP400H60	400	4.64	164840	1
KRLP500H60	500	5.80	164850	1
KRLP600H60	600	6.96	164860	1

E-90



KRLB...

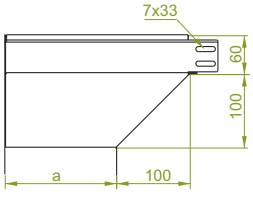

KRLBJ...H60

≠ 1.0 mm

CODE	Width a mm	kg 1 pc.	Catalogue No.	qty
KRLBJ50H60	50	0.48	169724	1
KRLBJ100H60	100	0.77	164101	1
KRLBJ150H60	150	1.16	164201	1
KRLBJ200H60	200	1.54	164301	1
KRLBJ300H60	300	2.32	164501	1
KRLBJ400H60	400	3.08	164601	1
KRLBJ500H60	500	3.85	164701	1
KRLBJ600H60	600	4.60	164801	1

KRLBP...H60

≠ 1.5 mm

CODE	Width a mm	kg 1 pc.	Catalogue No.	qty
KRLBP50H60	50	0.72	169824	1
KRLBP100H60	100	1.16	164102	1
KRLBP150H60	150	1.74	164202	1
KRLBP200H60	200	2.32	164302	1
KRLBP300H60	300	3.48	164502	1
KRLBP400H60	400	4.64	164602	1
KRLBP500H60	500	5.80	164702	1
KRLBP600H60	600	6.96	164802	1

For the assembly use Screw Sets SGKM6x12 or SGM6x12.

E-90



APPLICATIONS
Diversions in cable routing.

MATERIAL
Steel, strip-galv. acc. to the Sendzimir method PN-EN 10346:2015-09 (SG)
Available finishes:
F - steel, hot-dip galv. to PN-EN ISO 1461:2011 (HDG)
E - stainless steel (SS), grade 1.4301 (AISI304)
L - powder coating in a full range of colours (PC) (info p. 4)

E-90 - For detailed information, see section XIX

Thickn. (ga) ≠ [mm]: 0.5 | 0.7 | 1.0 | 1.2 | 1.5 | 2.0

Vertical Tee - Lengthwise

TR...

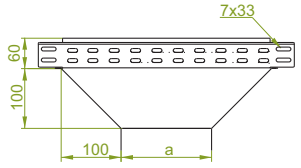

TRJ...H60

≠ 1.0 mm

CODE	Width a mm	kg 1 pc.	Catalogue No.	qty
TRJ50H60	50	0.62	163323	1
TRJ100H60	100	0.95	168610	1
TRJ150H60	150	1.38	168615	1
TRJ200H60	200	1.83	168620	1
TRJ300H60	300	2.77	168630	1
TRJ400H60	400	3.69	168640	1
TRJ500H60	500	4.79	168650	1
TRJ600H60	600	5.20	168660	1

TRP...H60

≠ 1.5 mm

CODE	Width a mm	kg 1 pc.	Catalogue No.	qty
TRP50H60	50	0.93	163423	1
TRP100H60	100	1.43	165210	1
TRP150H60	150	2.00	165215	1
TRP200H60	200	2.70	165220	1
TRP300H60	300	4.30	165230	1
TRP400H60	400	5.50	165240	1
TRP500H60	500	7.10	165250	1
TRP600H60	600	8.00	165260	1

E-90



TRB...

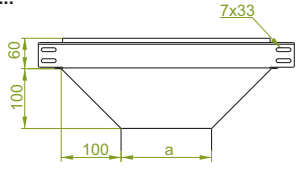

TRBJ...H60

≠ 1.0 mm

CODE	Width a mm	kg 1 pc.	Catalogue No.	qty
TRBJ50H60	50	0.62	163523	1
TRBJ100H60	100	0.95	164901	1
TRBJ150H60	150	1.38	165001	1
TRBJ200H60	200	1.83	165101	1
TRBJ300H60	300	2.77	165301	1
TRBJ400H60	400	3.69	165401	1
TRBJ500H60	500	4.79	165501	1
TRBJ600H60	600	5.20	165601	1

TRBP...H60

≠ 1.5 mm

CODE	Width a mm	kg 1 pc.	Catalogue No.	qty
TRBP50H60	50	0.93	163623	1
TRBP100H60	100	1.43	164902	1
TRBP150H60	150	2.00	165002	1
TRBP200H60	200	2.70	165102	1
TRBP300H60	300	4.30	165302	1
TRBP400H60	400	5.50	165402	1
TRBP500H60	500	7.10	165502	1
TRBP600H60	600	8.00	165602	1

For the assembly use Screw Sets SGKM6x12 or SGM6x12.

E-90

Vertical Tee - Crosswise

TRS...

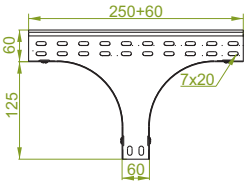

TRSJ...H60

≠ 1.0 mm

CODE	Width a mm	kg 1 pc.	Catalogue No.	qty
TRSJ50H60	50	0.71	163723	1
TRSJ100H60	100	0.96	168810	1
TRSJ150H60	150	1.15	168815	1
TRSJ200H60	200	1.33	168820	1
TRSJ300H60	300	1.70	168830	1
TRSJ400H60	400	2.07	168840	1
TRSJ500H60	500	2.44	168850	1
TRSJ600H60	600	2.81	168860	1

TRSP...H60

≠ 1.5 mm

CODE	Width a mm	kg 1 pc.	Catalogue No.	qty
TRSP50H60	50	1.07	163823	1
TRSP100H60	100	1.45	165410	1
TRSP150H60	150	1.72	165415	1
TRSP200H60	200	2.00	165420	1
TRSP300H60	300	2.55	165430	1
TRSP400H60	400	3.10	165440	1
TRSP500H60	500	3.66	165450	1
TRSP600H60	600	4.20	165460	1

E-90



TRSB...

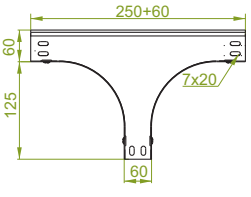

TRSBJ...H60

≠ 1.0 mm

CODE	Width a mm	kg 1 pc.	Catalogue No.	qty
TRSBJ50H60	50	0.71	163923	1
TRSBJ100H60	100	0.96	164903	1
TRSBJ150H60	150	1.15	165003	1
TRSBJ200H60	200	1.33	165103	1
TRSBJ300H60	300	1.70	165303	1
TRSBJ400H60	400	2.07	165403	1
TRSBJ500H60	500	2.44	165503	1
TRSBJ600H60	600	2.81	165603	1

TRSBP...H60

≠ 1.5 mm

CODE	Width a mm	kg 1 pc.	Catalogue No.	qty
TRSBP50H60	50	1.07	164023	1
TRSBP100H60	100	1.45	164904	1
TRSBP150H60	150	1.72	165004	1
TRSBP200H60	200	2.00	165104	1
TRSBP300H60	300	2.55	165304	1
TRSBP400H60	400	3.10	165404	1
TRSBP500H60	500	3.66	165504	1
TRSBP600H60	600	4.20	165604	1

For the assembly use Screw Sets SGKM6x12 or SGM6x12 and Connectors LPMLH60 or LPMPH60.

E-90



MATERIAL
Steel, strip-galv. acc. to the Sendzimir method PN-EN 10346:2015-09 (SG)
Available finishes:
F - steel, hot-dip galv. to PN-EN ISO 1461:2011 (HDG)
E - stainless steel (SS), grade 1.4301 (AISI304)
L - powder coating in a full range of colours (PC) (info p. 4)

APPLICATIONS
Branching out cable routes.

E-90 - For detailed information, see section XIX

Thickn. (ga) ≠ [mm]: 0.5 | 0.7 | 1.0 | 1.2 | 1.5 | 2.0

Cable Tray

KC...

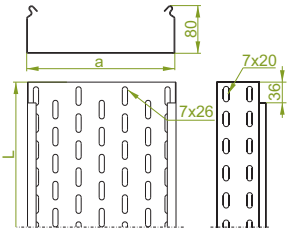

KCL...H80N

≠ 0.7 mm

CODE	Width a mm	Length L mm	kg 1 mb	Catalogue No.	Qty/m
KCL100H80/3N	100	3000	1.38	180210	6/18
KCL150H80/3N	150	3000	1.63	180215	4/12
KCL200H80/3N	200	3000	1.88	180220	4/12
KCL300H80/3N	300	3000	2.38	180230	4/12
KCL400H80/3N	400	3000	2.87	180240	2/6
KCL500H80/3N	500	3000	3.37	180250	2/6
KCL600H80/3N	600	3000	3.87	180260	2/6

KCJ...H80N

≠ 1.0 mm

CODE	Width a mm	Length L mm	kg 1 mb	Catalogue No.	Qty/m
KCJ100H80/3N	100	3000	1.93	180410	6/18
KCJ150H80/3N	150	3000	2.26	180415	4/12
KCJ200H80/3N	200	3000	2.59	180420	4/12
KCJ300H80/3N	300	3000	3.26	180430	4/12
KCJ400H80/3N	400	3000	3.92	180440	2/6
KCJ500H80/3N	500	3000	4.59	180450	2/6
KCJ600H80/3N	600	3000	5.25	180460	2/6



KCD...E

KCD...H80N

≠ 1.2 mm

CODE	Width a mm	Length L mm	kg 1 mb	Catalogue No.	Qty/m	
KCD100H80/3N	100	3000	2.40	180610	6/18	*
KCD150H80/3N	150	3000	2.82	180615	4/12	*
KCD200H80/3N	200	3000	3.23	180620	4/12	*
KCD300H80/3N	300	3000	4.06	180630	4/12	*
KCD400H80/3N	400	3000	4.89	180640	2/6	*
KCD500H80/3N	500	3000	5.72	180650	2/6	*
KCD600H80/3N	600	3000	6.55	180660	2/6	*

* - available on request in qty over 300 m

Possibility of joining cable tray sections together through sliding one into another and connector-free assembly. For the assembly use Screw Sets SGKM6x12 or SGM6x12. Information on Covers for Cable Trays and on Covers for Fittings are available on pages: 153-162

KCP...

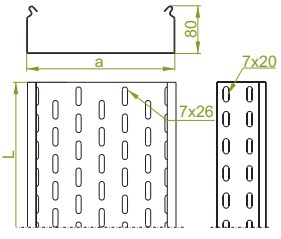

KCP...E



KCP...H80N

≠ 1.5 mm

CODE	Width a mm	Length L mm	kg 1 mb	Catalogue No.	Qty/m
KCP100H80/3N	100	3000	2.89	180810	6/18
KCP150H80/3N	150	3000	3.39	180815	4/12
KCP200H80/3N	200	3000	3.88	180820	4/12
KCP300H80/3N	300	3000	4.88	180830	4/12
KCP400H80/3N	400	3000	5.87	180840	2/6
KCP500H80/3N	500	3000	6.87	180850	2/6
KCP600H80/3N	600	3000	7.86	180860	2/6

Joining cable tray KCP sections together only through the use of connectors (lack of cut in the flange at the end of side profile). For the assembly use Screw Sets SGKM6x12 or SGM6x12. Information on Covers for Cable Trays and on Covers for Fittings available on pages: 153-162

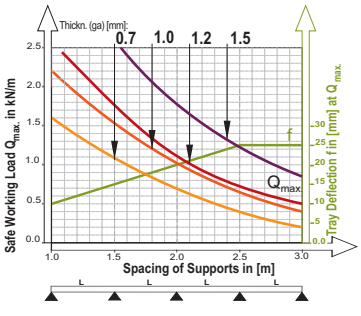

NOTE!
The 1.2 mm and 1.5 mm thick, stainless steel trays have no upper embossing (a right angle bend). The covers cannot be snapped closed. The trays can be joined only by means of connectors (no cut-outs in the tray's side) use SGKM6x12 or SGM6x12 screws.

Width	Usable Cross-Section
100	78 cm²
150	118 cm²
200	158 cm²
300	238 cm²
400	318 cm²
500	398 cm²
600	478 cm²

APPLICATIONS
Cable routing

MATERIAL
Steel, strip-galv. acc to the Sendzimir method to PN-EN 10346:2015-09
Available finishes:
F - steel, hot-dip galv. PN-EN ISO 1461:2011 (HDG) **only for orders:**
- KCJ... over 300 m
- KCD... over 300 m
- KCP... over 300 m
E - stainless steel (SS), grade 1.4301 (AISI304). sections to 3m long
L - powder coating in a full range of colours (PC) (info p. 4)

Thickn. (ga) ≠ [mm]: 0.5 | 0.7 | 1.0 | 1.2 | 1.5 | 2.0

Cable Tray

KOJ

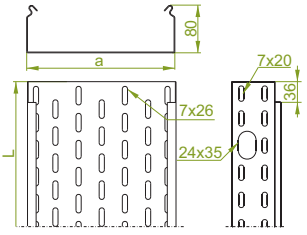

KOJ...H80N

≠ 1.0 mm

CODE	Width a mm	Length L mm	kg 1 mb	Catalogue No.	Qty/m
KOJ100H80/3N	100	3000	1.70	181010	6/18
KOJ150H80/3N	150	3000	2.03	181015	4/12
KOJ200H80/3N	200	3000	2.36	181020	4/12
KOJ300H80/3N	300	3000	3.21	181030	4/12
KOJ400H80/3N	400	3000	3.87	181040	2/6
KOJ500H80/3N	500	3000	4.32	181050	2/6
KOJ600H80/3N	600	3000	4.98	181060	2/6

Possibility of joining cable tray sections together through sliding one into another and connector-free assembly. For the assembly use Screw Sets SGK M6x12 or SG M6x12. Information on Covers for Cable Trays and on Covers for Fittings are available on pages: 153-162.
NOTE! The 1.2 mm thick, stainless steel trays have no upper embossing (a right angle bend). The covers cannot be snapped closed. The trays can be joined only by means of connectors (no cut-outs in the tray's side).



KOP...

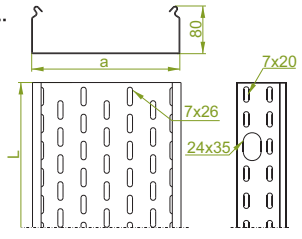

KOP...H80N

≠ 1.5 mm

CODE	Width a mm	Length L mm	kg 1 mb	Catalogue No.	Qty/m
KOP100H80/3N	100	3000	2.89	181210	6/18
KOP150H80/3N	150	3000	3.39	181215	4/12
KOP200H80/3N	200	3000	3.88	181220	4/12
KOP300H80/3N	300	3000	4.88	181230	4/12
KOP400H80/3N	400	3000	5.87	181240	2/6
KOP500H80/3N	500	3000	6.87	181250	2/6
KOP600H80/3N	600	3000	7.86	181260	2/6

Joining cable tray sections together only through the use of connectors (lack of cut in the flange at the end of side profile). For the assembly use Screw Sets SGKM6x12 or SGM6x12. Information on Covers for Cable Trays and on Covers for Fittings are available on pages: 153-162

NOTE!
The 1.5 mm thick, stainless steel trays have no upper embossing (a right angle bend). The covers cannot be snapped closed.

KOP...E

Width	Usable Cross-Section
100	78 cm²
150	118 cm²
200	158 cm²
300	238 cm²
400	318 cm²
500	398 cm²
600	478 cm²

MATERIAL
Steel, strip-galv. acc to the Sendzimir method to PN-EN 10346:2015-09
Available finishes:
F - steel, hot-dip galv.
PN-EN ISO 1461:2011 (HDG) **only for orders:**
- KOJ... over 300 m
- KOP... over 300 m
E - stainless steel (SS), grade 1.4301 (AISI304). sections to 3m long
L - powder coating in a full range of colours (PC) (info p. 4)

APPLICATIONS
Cable routing

Cable Protection Ring

NO24x35

NO24x35

CODE	Width a mm	Height H mm	Catalogue No.	Qty
NO24x35	35	24	141000	100

APPLICATIONS
It allows for safe cable pulling from the tray side. By breaking off given strap pieces the opening can be adjusted to the size of an electric cable bunch.

MATERIAL
Polyethylene. Standard colour: green to RAL 6029. Available finishes white to RAL 9010. silver to RAL 9006.

Thickn. (ga) ≠ [mm]: 0.5 0.7 1.0 1.2 1.5 2.0

Note. Hot dip galvanizing (PN-EN ISO 1461:2011 (HDG)) and diffusion galvanizing method (PN-EN ISO 17668:2016) for elements up to 200mm will be replaced with zink flake coating method PN-EN ISO 10683:2014-09

Cable Tray

KB...

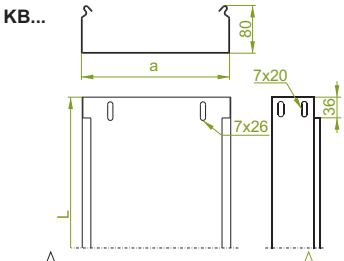

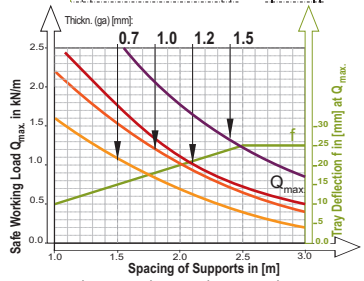

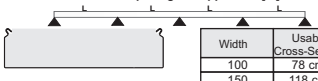

Width	Usable Cross-Section
100	78 cm²
150	118 cm²
200	158 cm²
300	238 cm²
400	318 cm²
500	398 cm²
600	478 cm²

KBP

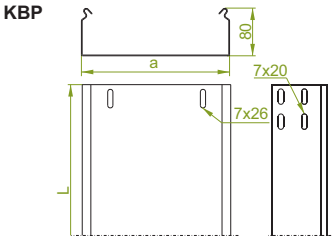

KBP...E

APPLICATIONS
Cable routing

KBL...H80

± 0.7 mm

CODE	Width a mm	Length L mm	kg 1 mb	Catalogue No.	Qty/m
KBL100H80/3	100	3000	1.68	181410	6/18
KBL150H80/3	150	3000	1.98	181415	4/12
KBL200H80/3	200	3000	2.28	181420	4/12
KBL300H80/3	300	3000	2.88	181430	4/12

KBJ...H80

± 1.0 mm

CODE	Width a mm	Length L mm	kg 1 mb	Catalogue No.	Qty/m
KBJ100H80/3	100	3000	2.32	181610	6/18
KBJ150H80/3	150	3000	2.72	181615	4/12
KBJ200H80/3	200	3000	3.12	181620	4/12
KBJ300H80/3	300	3000	3.92	181630	4/12
KBJ400H80/3	400	3000	4.72	181640	2/6
KBJ500H80/3	500	3000	5.52	181650	2/6
KBJ600H80/3	600	3000	6.32	181660	2/6

Possibility of joining cable tray sections together through sliding one into another and connector-free assembly. For the assembly use Screw Sets SGK M6x12 or SG M6x12. Information on Covers for Cable Trays and on Covers for Fittings are available on pages: 153-162.

KBP...H80

± 1.5 mm

CODE	Width a mm	Length L mm	kg 1 mb	Catalogue No.	Qty/m
KBP100H80/3	100	3000	3.48	182010	6/18
KBP150H80/3	150	3000	4.08	182015	4/12
KBP200H80/3	200	3000	4.68	182020	4/12
KBP300H80/3	300	3000	5.88	182030	4/12
KBP400H80/3	400	3000	7.08	182040	2/6
KBP500H80/3	500	3000	8.28	182050	2/6
KBP600H80/3	600	3000	9.48	182060	2/6

Joining cable tray sections together only through the use of connectors (lack of cut in the flange at the end of side profile). For the assembly use Screw Sets SGKM6x12 or SGM6x12. Information on Covers for Cable Trays and on Covers for Fittings are available on pages: 153-162

NOTE!
The 1.5 mm thick, stainless steel trays have no upper embossing (a right angle bend). The covers cannot be snapped closed.



MATERIAL
Steel, strip-galv. acc to the Sendzimir method to PN-EN 10346:2015-09
Available finishes:
F - steel, hot-dip galv. to PN-EN ISO 1461:2011(HDG) **only for orders:**
- KBJ... over 300 m
- KBP... over 300 m
E - stainless steel (SS), grade 1.4301 (AISI304). sections to 3m long
L - powder coating in a full range of colours (PC) (info p. 4)

Straight Connector

LP...

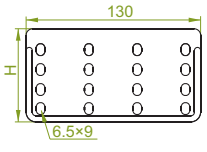

LPLH80

± 0.7 mm

CODE	Height H mm	kg 1 pc.	Catalogue No.	Qty
LPLH80	75	0.06	183011	100

LPPH80

± 1.5 mm

CODE	Height H mm	kg 1 pc.	Catalogue No.	Qty
LPPH80	75	0.12	183111	100

For the assembly use min. 4 sets of Screw Sets SGKM6x12 or SGM6x12
Apply Straight Connectors LPL and LPP for sturdy and firm tray joint.

Articulated Connector

LGP

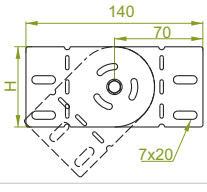

LGPH80

± 1.5 mm

CODE	Height H mm	kg 1 pc.	Catalogue No.	Qty
LGPH80	68	0.14	182100	50

For the assembly use min. 4 sets of Screw Sets SGKM6x12 or SGM6x12

MATERIAL
Steel, strip-galv. acc to the Sendzimir method to PN-EN 10346:2015-09 (SG)
Available finishes:
F - steel galvanized using zinc flake coating method PN-EN ISO 10683:2014-09
E - stainless steel (SS), grade 1.4301 (AISI304)
L - powder coating in a full range of colours (PC) (info p. 4)

Angle Connector

LKD

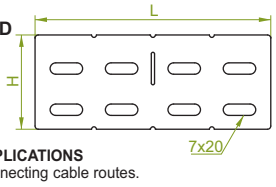

APPLICATIONS
Connecting cable routes.

LKDH80

± 1.2 mm

CODE	Height H mm	Length L mm	kg 1 pc.	Catalogue No.	Qty
LKDH80	68	145	0.09	182700	100
LKDH80/1	68	1000	0.64	182800	10

For the assembly use min. 4 sets of Screw Sets SGKM6x12 or SGM6x12
Optional bending or break-off of any required length

MATERIAL
Steel, strip-galv. acc to the Sendzimir method to PN-EN 10346:2015-09 (SG)
Available finishes:
F - steel, hot-dip galv. to PN-EN ISO 1461:2011 (HDG)
E - stainless steel (SS), grade 1.4301 (AISI304)
L - powder coating in a full range of colours (PC) (info p. 4)

Thickn. (ga) ± [mm]: 0.5 0.7 1.0 1.2 1.5 2.0

90° Horizontal Bend

KK...

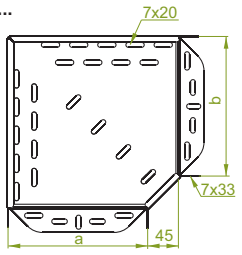

KKJ...H80

≠ 1.0 mm

CODE	Width a=b mm	kg 1 pc.	Catalogue No.	qty
KKJ100H80	100	0.48	182110	2
KKJ150H80	150	0.62	182115	2
KKJ200H80	200	0.90	182120	2
KKJ300H80	300	1.60	182130	2
KKJ400H80	400	2.30	182140	2
KKJ500H80	500	3.06	182150	2
KKJ600H80	600	4.06	182160	2

KKP...H80

≠ 1.5 mm

CODE	Width a=b mm	kg 1 pc.	Catalogue No.	qty
KKP100H80	100	0.68	182210	2
KKP150H80	150	0.94	182215	2
KKP200H80	200	1.35	182220	2
KKP300H80	300	2.30	182230	2
KKP400H80	400	3.45	182240	2
KKP500H80	500	4.56	182250	2
KKP600H80	600	6.09	182260	2

For installation use Screw Sets SGKM6x12 or SGM6x12.
In case of special orders please specify dimensions a and b.

KKB...

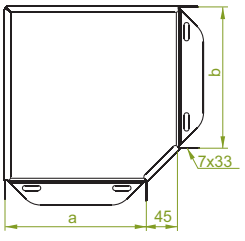

KKBJ...H80

≠ 1.0 mm

CODE	Width a=b mm	kg 1 pc.	Catalogue No.	qty
KKBJ100H80	100	0.48	186110	2
KKBJ150H80	150	0.62	186115	2
KKBJ200H80	200	0.90	186120	2
KKBJ300H80	300	1.60	186130	2
KKBJ400H80	400	2.30	186140	2
KKBJ500H80	500	3.06	186150	2
KKBJ600H80	600	4.06	186160	2



KKBP...H80

≠ 1.5 mm

CODE	Width a=b mm	kg 1 pc.	Catalogue No.	qty
KKBP100H80	100	0.68	186210	2
KKBP150H80	150	0.94	186215	2
KKBP200H80	200	1.35	186220	2
KKBP300H80	300	2.30	186230	2
KKBP400H80	400	3.45	186240	2
KKBP500H80	500	4.56	186250	2
KKBP600H80	600	6.09	186260	2

For installation use Screw Sets SGKM6x12 or SGM6x12.
In case of special orders please specify dimensions a and b.

KKP...

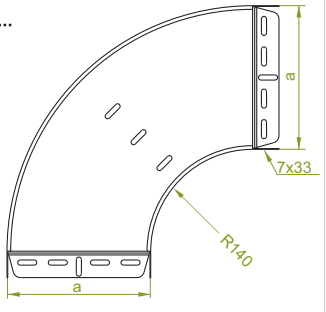

KKPJ...H80

≠ 1.0 mm

CODE	Width a mm	kg 1 pc.	Catalogue No.	qty
KKPJ100H80	100	0.71	180114	2
KKPJ150H80	150	0.94	180214	2
KKPJ200H80	200	1.20	180314	2
KKPJ300H80	300	1.81	180414	2
KKPJ400H80	400	2.47	180514	2
KKPJ500H80	500	3.41	180614	2
KKPJ600H80	600	4.39	180714	2



KKPP...H80

≠ 1.5 mm

CODE	Width a mm	kg 1 pc.	Catalogue No.	qty
KKPP100H80	100	1.06	180814	2
KKPP150H80	150	1.41	180914	2
KKPP200H80	200	1.80	181014	2
KKPP300H80	300	2.72	181114	2
KKPP400H80	400	3.71	181214	2
KKPP500H80	500	5.12	181314	2
KKPP600H80	600	6.59	181414	2

For installation use Screw Sets SGKM6x12 or SGM6x12.

APPLICATIONS
Diversions in cable routing.

MATERIAL
Steel, strip-galv. acc to the Sendzimir method to PN-EN 10346:2015-09
Available finishes:
F - steel, hot-dip galv. to PN-EN ISO 1461:2011 (HDG)
E - stainless steel (SS), grade 1.4301 (AISI304)
L - powder coating in a full range of colours (PC) (info p. 4)

Thickn. (ga) ≠ [mm]: 0.5 0.7 1.0 1.2 1.5 2.0

45° Horizontal Bend

KKM...

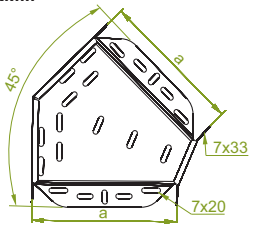

KKMJ...H80

≠ 1.0 mm

CODE	Width a mm	kg 1 pc.	Catalogue No.	qty
KKMJ100H80	100	0.34	182310	2
KKMJ150H80	150	0.43	182315	2
KKMJ200H80	200	0.63	182320	2
KKMJ300H80	300	1.12	182330	2
KKMJ400H80	400	1.61	182340	2
KKMJ500H80	500	2.14	182350	2
KKMJ600H80	600	2.84	182360	2

KKMP...H80

≠ 1.5 mm

CODE	Width a mm	kg 1 pc.	Catalogue No.	qty
KKMP100H80	100	0.48	182410	2
KKMP150H80	150	0.66	182415	2
KKMP200H80	200	0.94	182420	2
KKMP300H80	300	1.61	182430	2
KKMP400H80	400	2.41	182440	2
KKMP500H80	500	3.19	182450	2
KKMP600H80	600	4.26	182460	2

For installation use Screw Sets SGKM6x12 or SGM6x12.

KKMB...

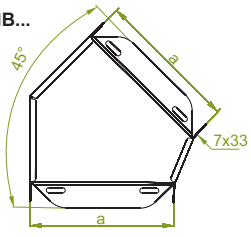

KKMBJ...H80

≠ 1.0 mm

CODE	Width a mm	kg 1 pc.	Catalogue No.	qty
KKMBJ100H80	100	0.34	186310	2
KKMBJ150H80	150	0.43	186315	2
KKMBJ200H80	200	0.63	186320	2
KKMBJ300H80	300	1.12	186330	2
KKMBJ400H80	400	1.61	186340	2
KKMBJ500H80	500	2.14	186350	2
KKMBJ600H80	600	2.84	186360	2



KKMBP...H80

≠ 1.5 mm

CODE	Width a mm	kg 1 pc.	Catalogue No.	qty
KKMBP100H80	100	0.48	186410	2
KKMBP150H80	150	0.66	186415	2
KKMBP200H80	200	0.94	186420	2
KKMBP300H80	300	1.61	186430	2
KKMBP400H80	400	2.41	186440	2
KKMBP500H80	500	3.19	186450	2
KKMBP600H80	600	4.26	186460	2

For installation use Screw Sets SGKM6x12 or SGM6x12.

KKMP...

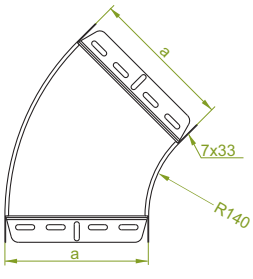

KKMPJ...H80

≠ 1.0 mm

CODE	Width a mm	kg 1 pc.	Catalogue No.	qty
KKMPJ100H80	100	0.40	181514	2
KKMPJ150H80	150	0.53	181614	2
KKMPJ200H80	200	0.67	181714	2
KKMPJ300H80	300	1.00	181814	2
KKMPJ400H80	400	1.38	181914	2
KKMPJ500H80	500	1.83	182014	2
KKMPJ600H80	600	2.34	182114	2

KKMPP...H80

≠ 1.5 mm

CODE	Width a mm	kg 1 pc.	Catalogue No.	qty
KKMPP100H80	100	0.61	182214	2
KKMPP150H80	150	0.79	182314	2
KKMPP200H80	200	1.00	182414	2
KKMPP300H80	300	1.49	182514	2
KKMPP400H80	400	2.08	182614	2
KKMPP500H80	500	2.75	182714	2
KKMPP600H80	600	3.52	182814	2

For installation use Screw Sets SGKM6x12 or SGM6x12.

APPLICATIONS
Diversions in cable routing.

MATERIAL
Steel, strip-galv. acc to the Sendzimir method to PN-EN 10346:2015-09
Available finishes:
F - steel, hot-dip galv. to PN-EN ISO 1461:2011 (HDG)
E - stainless steel (SS), grade 1.4301 (AISI304)
L - powder coating in a full range of colours (PC) (info p. 4)

Thickn. (ga) ≠ [mm]: 0.5 | 0.7 | 1.0 | 1.2 | 1.5 | 2.0

Horizontal Tee

TK...

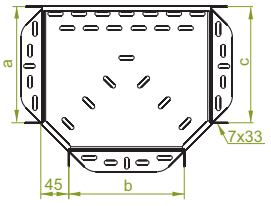

TKJ...H80

≠ 1.0 mm

CODE	Width a=b=c mm	kg 1 pc.	Catalogue No.	qty
TKJ100H80	100	0.51	182510	2
TKJ150H80	150	0.68	182515	2
TKJ200H80	200	1.00	182520	2
TKJ300H80	300	1.59	182530	2
TKJ400H80	400	2.38	182540	2
TKJ500H80	500	3.16	182550	2
TKJ600H80	600	4.20	182560	2

TKP...H80

≠ 1.5 mm

CODE	Width a=b=c mm	kg 1 pc.	Catalogue No.	qty
TKP100H80	100	0.76	182610	2
TKP150H80	150	1.02	182615	2
TKP200H80	200	1.50	182620	2
TKP300H80	300	2.39	182630	2
TKP400H80	400	3.58	182640	2
TKP500H80	500	4.74	182650	2
TKP600H80	600	6.30	182660	2

For installation use Screw Sets SGKM6x12 or SGM6x12.
In case of special orders please specify dimensions a, b and c.

TKB...

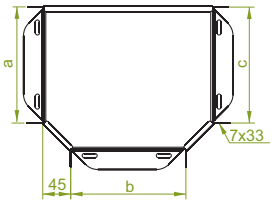

TKBJ...H80

≠ 1.0 mm

CODE	Width a=b=c mm	kg 1 pc.	Catalogue No.	qty
TKBJ100H80	100	0.51	186510	2
TKBJ150H80	150	0.68	186515	2
TKBJ200H80	200	1.00	186520	2
TKBJ300H80	300	1.59	186530	2
TKBJ400H80	400	2.38	186540	2
TKBJ500H80	500	3.16	186550	2
TKBJ600H80	600	4.20	186560	2



TKBP...H80

≠ 1.5 mm

CODE	Width a=b=c mm	kg 1 pc.	Catalogue No.	qty
TKBP100H80	100	0.76	186610	2
TKBP150H80	150	1.02	186615	2
TKBP200H80	200	1.50	186620	2
TKBP300H80	300	2.39	186630	2
TKBP400H80	400	3.58	186640	2
TKBP500H80	500	4.74	186650	2
TKBP600H80	600	6.30	186660	2

For installation use Screw Sets SGKM6x12 or SGM6x12.
In case of special orders please specify dimensions a, b and c.

TKP...

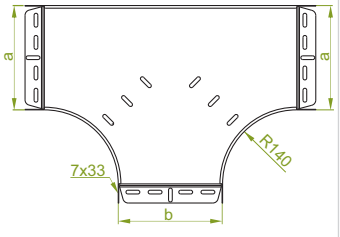

TKPJ...H80

≠ 1.0 mm

CODE	Width a=b mm	kg 1 pc.	Catalogue No.	qty
TKPJ100H80	100	1.13	182914	2
TKPJ150H80	150	1.46	183014	2
TKPJ200H80	200	1.82	183114	2
TKPJ300H80	300	2.66	183214	2
TKPJ400H80	400	3.65	183314	2
TKPJ500H80	500	4.80	183414	2
TKPJ600H80	600	6.11	183514	2



TKPP...H80

≠ 1.5 mm

CODE	Width a=b mm	kg 1 pc.	Catalogue No.	qty
TKPP100H80	100	1.70	183614	2
TKPP150H80	150	2.18	183714	2
TKPP200H80	200	2.73	183814	2
TKPP300H80	300	3.98	183914	2
TKPP400H80	400	5.48	184014	2
TKPP500H80	500	7.20	184114	2
TKPP600H80	600	9.16	184214	2

For installation use Screw Sets SGKM6x12 or SGM6x12.
In case of special orders please specify dimensions a and b.

APPLICATIONS
Branching out cable routes.

MATERIAL
Steel, strip-galv. acc to the Sendzimir method to PN-EN 10346:2015-09
Available finishes:
F - steel, hot-dip galv. to PN-EN ISO 1461:2011 (HDG)
E - stainless steel (SS), grade 1.4301 (AISI304)
L - powder coating in a full range of colours (PC) (info p. 4)

Thickn. (ga) ≠ [mm]: 0.5 0.7 1.0 1.2 1.5 2.0

Horizontal Cross-over

CZK...

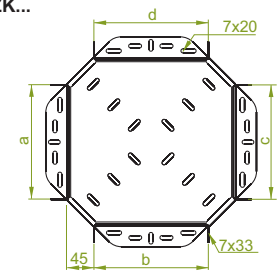

CZKJ...H80

≠ 1.0 mm

CODE	Width a=b=c=d mm	kg 1 pc.	Catalogue No.	qty
CZKJ100H80	100	0.53	182710	2
CZKJ150H80	150	0.73	182715	2
CZKJ200H80	200	1.05	182720	2
CZKJ300H80	300	1.60	182730	2
CZKJ400H80	400	2.42	182740	2
CZKJ500H80	500	3.34	182750	2
CZKJ600H80	600	4.30	182760	2

CZKP...H80

≠ 1.5 mm

CODE	Width a=b=c=d mm	kg 1 pc.	Catalogue No.	qty
CZKP100H80	100	0.81	182810	2
CZKP150H80	150	1.09	182815	2
CZKP200H80	200	1.59	182820	2
CZKP300H80	300	2.42	182830	2
CZKP400H80	400	3.64	182840	2
CZKP500H80	500	5.02	182850	2
CZKP600H80	600	6.67	182860	2

For installation use Screw Sets SGKM6x12 or SGM6x12.
In case of special orders please specify dimensions a, b, c and d.

CZKB...

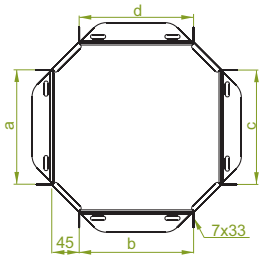

CZKBJ...H80

≠ 1.0 mm

CODE	Width a=b=c=d mm	kg 1 pc.	Catalogue No.	qty
CZKBJ100H80	100	0.53	186710	2
CZKBJ150H80	150	0.73	186715	2
CZKBJ200H80	200	1.05	186720	2
CZKBJ300H80	300	1.60	186730	2
CZKBJ400H80	400	2.42	186740	2
CZKBJ500H80	500	3.34	186750	2
CZKBJ600H80	600	4.30	186760	2



CZKBP...H80

≠ 1.5 mm

CODE	Width a=b=c=d mm	kg 1 pc.	Catalogue No.	qty
CZKBP100H80	100	0.81	186810	2
CZKBP150H80	150	1.09	186815	2
CZKBP200H80	200	1.59	186820	2
CZKBP300H80	300	2.42	186830	2
CZKBP400H80	400	3.64	186840	2
CZKBP500H80	500	5.02	186850	2
CZKBP600H80	600	6.67	186860	2

For installation use Screw Sets SGKM6x12 or SGM6x12.
In case of special orders please specify dimensions a, b, c and d.

CZKP...

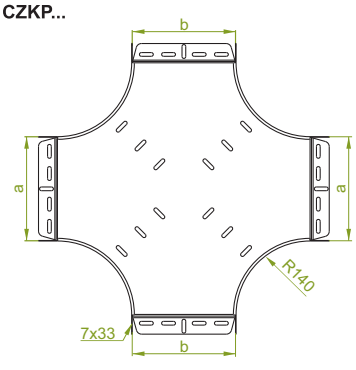

CZKPJ...H80

≠ 1.0 mm

CODE	Width a=b mm	kg 1 pc.	Catalogue No.	qty
CZKPJ100H80	100	1.40	184314	2
CZKPJ150H80	150	1.75	184414	2
CZKPJ200H80	200	2.15	184514	2
CZKPJ300H80	300	3.05	184614	2
CZKPJ400H80	400	4.11	184714	2
CZKPJ500H80	500	5.33	184814	2
CZKPJ600H80	600	6.70	184914	2



CZKPP...H80

≠ 1.5 mm

CODE	Width a=b mm	kg 1 pc.	Catalogue No.	qty
CZKPP100H80	100	2.10	185014	2
CZKPP150H80	150	2.63	185114	2
CZKPP200H80	200	3.22	185214	2
CZKPP300H80	300	4.58	185314	2
CZKPP400H80	400	6.17	185414	2
CZKPP500H80	500	7.99	185514	2
CZKPP600H80	600	10.05	185614	2

For installation use Screw Sets SGKM6x12 or SGM6x12.
In case of special orders please specify dimensions a and b.

APPLICATIONS
Branching out cable routes.

MATERIAL
Steel, strip-galv. acc to the Sendzimir method to PN-EN 10346:2015-09
Available finishes:
F - steel, hot-dip galv. to PN-EN ISO 1461:2011 (HDG)
E - stainless steel (SS), grade 1.4301 (AISI304)
L - powder coating in a full range of colours (PC) (info p. 4)

Thickn. (ga) ≠ [mm]: 0.5 | 0.7 | 1.0 | 1.2 | 1.5 | 2.0

Add-on Tee

TKD...

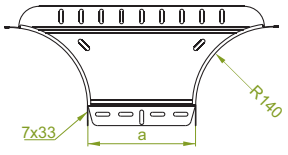

TKDJ...H80

≠ 1.0 mm

CODE	Width a mm	kg 1 pc.	Catalogue No.	qty
TKDJ100H80	100	0.49	182001	2
TKDJ150H80	150	0.56	182101	2
TKDJ200H80	200	0.63	182201	2
TKDJ300H80	300	0.77	182301	2
TKDJ400H80	400	0.91	182401	2
TKDJ500H80	500	1.05	182501	2
TKDJ600H80	600	1.19	182601	2

TKDP...H80

≠ 1.5 mm

CODE	Width a mm	kg 1 pc.	Catalogue No.	qty
TKDP100H80	100	0.73	182002	2
TKDP150H80	150	0.84	182102	2
TKDP200H80	200	0.94	182202	2
TKDP300H80	300	1.15	182302	2
TKDP400H80	400	1.36	182402	2
TKDP500H80	500	1.57	182502	2
TKDP600H80	600	1.78	182602	2

For installation use Screw Sets SGKM6x12 or SGM6x12.



Corner Connector

LRP...

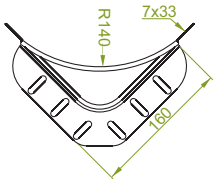

LRPJH80

≠ 1.0 mm

CODE	Height H mm	kg 1 pc.	Catalogue No.	qty
LRPJH80	80	0.26	184000	20

LRPPH80

≠ 1.5 mm

CODE	Height H mm	kg 1 pc.	Catalogue No.	qty
LRPPH80	80	0.39	184001	20

For installation use Screw Sets SGKM6x12 or SGM6x12.

LRJH80

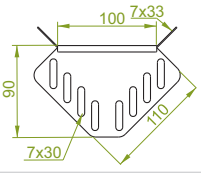

LRJH80

≠ 1.0 mm

CODE	Height H mm	kg 1 pc.	Catalogue No.	qty
LRJH80	80	0.10	183000	20

For installation use Screw Sets SGKM6x12 or SGM6x12.

LRBJH80

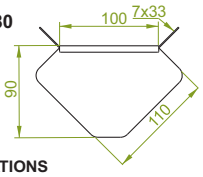

APPLICATIONS
Branching out cable routes

LRBJH80

≠ 1.0 mm

CODE	Height H mm	kg 1 pc.	Catalogue No.	qty
LRBJH80	80	0.10	183100	20

For installation use Screw Sets SGKM6x12 or SGM6x12.

Angle Reducer

RKJ...

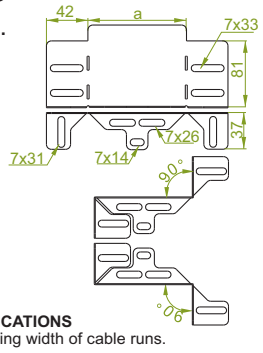

APPLICATIONS
Reducing width of cable runs.

RKJ...H80

≠ 1.0 mm

CODE	Width a mm	kg 1 szt	Catalogue No.	qty
RKJ50H80	50	0.08	189705	10
RKJ100H80	100	0.12	189710	10
RKJ150H80	150	0.17	189715	10
RKJ200H80	200	0.22	189721	10

For installation use Screw Sets SGKM6x12 or SGM6x12

By selection of apropriate element we can reduce width of the cable tray by 50, 100, 150 or 200mm. For example by attaching RKJ200H80 to 300mm wide cable tray, we can transfer it to 100mm wide. Angle Reducer can be used with all types of BAKS cable trays



MATERIAL
Steel, strip-galv. acc to the Sendzimir method to PN-EN 10346:2015-09
Available finishes:
F - steel, hot-dip galv. to PN-EN ISO 1461:2011 (HDG)
E - stainless steel (SS), grade 1.4301 (AISI304)
L - powder coating in a full range of colours (PC) (info p. 4)

Application example of TKDJ.

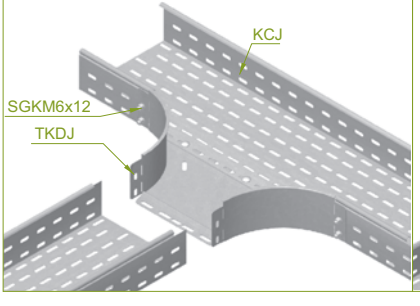

Application example of LRPJH80.

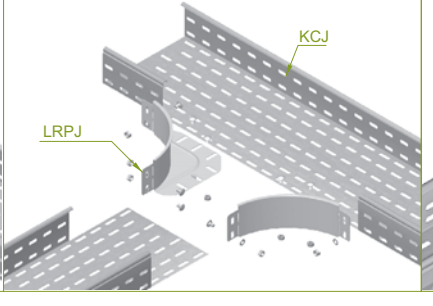

Application example of RKJ...H80

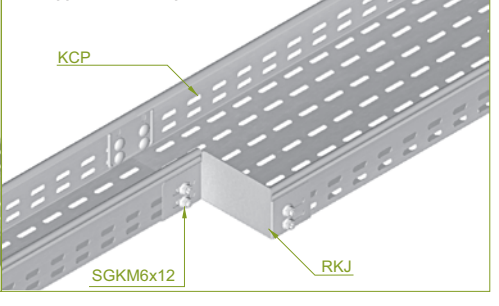

Thickn. (ga) ≠ [mm]: 0.5 0.7 1.0 1.2 1.5 2.0

Left Reducer

RKL...

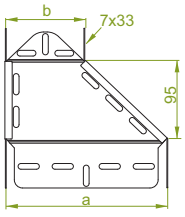

RKLJ...H80

≠ 1.0 mm

CODE	Width a mm	Width b mm	kg 1 pc.	Catalogue No.	qty
RKLJ150/100H80	150	100	0.25	184915	2
RKLJ200/100H80	200	100	0.29	184920	2
RKLJ200/150H80	200	150	0.31	185020	2
RKLJ300/200H80	300	200	0.38	184930	2
RKLJ400/300H80	400	300	0.44	184940	2
RKLJ500/400H80	500	400	0.52	184950	2
RKLJ600/500H80	600	500	0.60	184960	2

RKLP...H80

≠ 1.5 mm

CODE	Width a mm	Width b mm	kg 1 pc.	Catalogue No.	qty
RKLP150/100H80	150	100	0.38	185015	2
RKLP200/100H80	200	100	0.44	185120	2
RKLP200/150H80	200	150	0.47	185220	2
RKLP300/200H80	300	200	0.55	185130	2
RKLP400/300H80	400	300	0.67	185040	2
RKLP500/400H80	500	400	0.78	185050	2
RKLP600/500H80	600	500	0.90	185060	2

For installation use Screw Sets SGKM6x12 or SGM6x12.
In case of special orders please specify dimensions a and b.

Right Reducer

RKP...

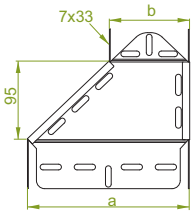

RKPJ...H80

≠ 1.0 mm

CODE	Width a mm	Width b mm	kg 1 pc.	Catalogue No.	qty
RKPJ150/100H80	150	100	0.25	185115	2
RKPJ200/100H80	200	100	0.29	185320	2
RKPJ200/150H80	200	150	0.31	185420	2
RKPJ300/200H80	300	200	0.38	185330	2
RKPJ400/300H80	400	300	0.44	185140	2
RKPJ500/400H80	500	400	0.52	185150	2
RKPJ600/500H80	600	500	0.60	185160	2

RKPP...H80

≠ 1.5 mm

CODE	Width a mm	Width b mm	kg 1 pc.	Catalogue No.	qty
RKPP150/100H80	150	100	0.38	185215	2
RKPP200/100H80	200	100	0.44	185520	2
RKPP200/150H80	200	150	0.47	185620	2
RKPP300/200H80	300	200	0.55	185530	2
RKPP400/300H80	400	300	0.67	185240	2
RKPP500/400H80	500	400	0.78	185250	2
RKPP600/500H80	600	500	0.90	185260	2

For installation use Screw Sets SGKM6x12 or SGM6x12.
In case of special orders please specify dimensions a and b.

Straight Reducer

RKS...

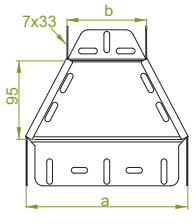

RKSJ...H80

≠ 1.0 mm

CODE	Width a mm	Width b mm	kg 1 pc.	Catalogue No.	qty
RKSJ150/100H80	150	100	0.25	185315	2
RKSJ200/100H80	200	100	0.29	185720	2
RKSJ200/150H80	200	150	0.31	185820	2
RKSJ300/200H80	300	200	0.38	185730	2
RKSJ400/300H80	400	300	0.44	185340	2
RKSJ500/400H80	500	400	0.52	185350	2
RKSJ600/500H80	600	500	0.60	185360	2

RKSP...H80

≠ 1.5 mm

CODE	Width a mm	Width b mm	kg 1 pc.	Catalogue No.	qty
RKSP150/100H80	150	100	0.38	185415	2
RKSP200/100H80	200	100	0.44	185920	2
RKSP200/150H80	200	150	0.47	186020	2
RKSP300/200H80	300	200	0.55	185930	2
RKSP400/300H80	400	300	0.67	185440	2
RKSP500/400H80	500	400	0.78	185450	2
RKSP600/500H80	600	500	0.90	185460	2

For installation use Screw Sets SGKM6x12 or SGM6x12.
In case of special orders please specify dimensions a and b.

APPLICATIONS
Reducing/extending width of cable runs.

MATERIAL
Steel, strip-galv. acc to the Sendzimir method to PN-EN 10346:2015-09
Available finishes:
F - steel, hot-dip galv. to PN-EN ISO 1461:2011 (HDG)
E - stainless steel (SS), grade 1.4301 (AISI304)
L - powder coating in a full range of colours (PC) (info p. 4)

Thickn. (ga) ≠ [mm]: 0.5 0.7 1.0 1.2 1.5 2.0

Left Reducer

RKLB...

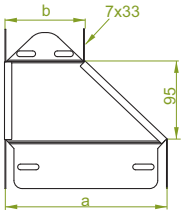

RKLBJ...H80

≠ 1.0 mm

CODE	Width a mm	Width b mm	kg 1 pc.	Catalogue No.	qty
RKLBJ150/100H80	150	100	0.25	188915	2
RKLBJ200/100H80	200	100	0.29	188920	2
RKLBJ200/150H80	200	150	0.31	189020	2
RKLBJ300/200H80	300	200	0.38	188930	2
RKLBJ400/300H80	400	300	0.44	188940	2
RKLBJ500/400H80	500	400	0.52	188950	2
RKLBJ600/500H80	600	500	0.60	188960	2

RKLBP...H80

≠ 1.5 mm

CODE	Width a mm	Width b mm	kg 1 pc.	Catalogue No.	qty
RKLBP150/100H80	150	100	0.38	189015	2
RKLBP200/100H80	200	100	0.44	189120	2
RKLBP200/150H80	200	150	0.47	189220	2
RKLBP300/200H80	300	200	0.55	189130	2
RKLBP400/300H80	400	300	0.67	189040	2
RKLBP500/400H80	500	400	0.78	189050	2
RKLBP600/500H80	600	500	0.90	189060	2

For installation use Screw Sets SGKM6x12 or SGM6x12.
In case of special orders please specify dimensions a and b.

Right Reducer

RKPB...

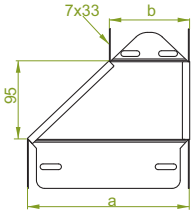

RKPBJ...H80

≠ 1.0 mm

CODE	Width a mm	Width b mm	kg 1 pc.	Catalogue No.	qty
RKPBJ150/100H80	150	100	0.25	189115	2
RKPBJ200/100H80	200	100	0.29	189320	2
RKPBJ200/150H80	200	150	0.31	189420	2
RKPBJ300/200H80	300	200	0.38	189330	2
RKPBJ400/300H80	400	300	0.44	189140	2
RKPBJ500/400H80	500	400	0.52	189150	2
RKPBJ600/500H80	600	500	0.60	189160	2



RKPBP...H80

≠ 1.5 mm

CODE	Width a mm	Width b mm	kg 1 pc.	Catalogue No.	qty
RKPBP150/100H80	150	100	0.38	189215	2
RKPBP200/100H80	200	100	0.44	189520	2
RKPBP200/150H80	200	150	0.47	189620	2
RKPBP300/200H80	300	200	0.55	189530	2
RKPBP400/300H80	400	300	0.67	189240	2
RKPBP500/400H80	500	400	0.78	189250	2
RKPBP600/500H80	600	500	0.90	189260	2

For installation use Screw Sets SGKM6x12 or SGM6x12.
In case of special orders please specify dimensions a and b.

Straight Reducer

RKSB...

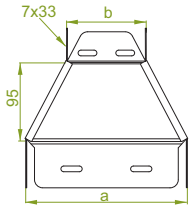

RKSBJ...H80

≠ 1.0 mm

CODE	Width a mm	Width b mm	kg 1 pc.	Catalogue No.	qty
RKSBJ150/100H80	150	100	0.25	189315	2
RKSBJ200/100H80	200	100	0.29	189720	2
RKSBJ200/150H80	200	150	0.31	189820	2
RKSBJ300/200H80	300	200	0.38	189730	2
RKSBJ400/300H80	400	300	0.44	189340	2
RKSBJ500/400H80	500	400	0.52	189350	2
RKSBJ600/500H80	600	500	0.60	189360	2



RKSBP...H80

≠ 1.5 mm

CODE	Width a mm	Width b mm	kg 1 pc.	Catalogue No.	qty
RKSBP150/100H80	150	100	0.38	189415	2
RKSBP200/100H80	200	100	0.44	189920	2
RKSBP200/150H80	200	150	0.47	180020	2
RKSBP300/200H80	300	200	0.55	189930	2
RKSBP400/300H80	400	300	0.67	189440	2
RKSBP500/400H80	500	400	0.78	189450	2
RKSBP600/500H80	600	500	0.90	189460	2

For installation use Screw Sets SGKM6x12 or SGM6x12.
In case of special orders please specify dimensions a and b.

APPLICATIONS
Reducing/extending width of cable runs.

Thickn. (ga) ≠ [mm]: 0.5 0.7 1.0 1.2 1.5 2.0

Horizontal Bypass

OPZ...

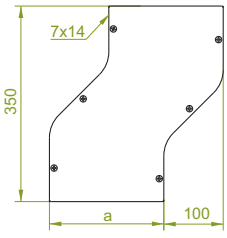

OPZJ...H80

≠ 1.0 mm

CODE	Width a mm	kg 1 pc.	Catalogue No.	qty
OPZJ100H80	100	0.96	183710	1
OPZJ150H80	150	1.22	183715	1
OPZJ200H80	200	1.48	183720	1
OPZJ300H80	300	2.02	183730	1
OPZJ400H80	400	2.54	183740	1
OPZJ500H80	500	3.28	183750	1
OPZJ600H80	600	3.62	183760	1

OPZP...H80

≠ 1.5 mm

CODE	Width a mm	kg 1 pc.	Catalogue No.	qty
OPZP100H80	100	1.46	183810	1
OPZP150H80	150	1.84	183815	1
OPZP200H80	200	2.22	183820	1
OPZP300H80	300	3.16	183830	1
OPZP400H80	400	3.80	183840	1
OPZP500H80	500	4.94	183850	1
OPZP600H80	600	5.44	183860	1



OPZB...

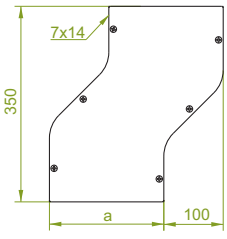

OPZBJ...H80

≠ 1.0 mm

CODE	Width a mm	kg 1 pc.	Catalogue No.	qty
OPZBJ100H80	100	0.96	187710	1
OPZBJ150H80	150	1.22	187715	1
OPZBJ200H80	200	1.48	187720	1
OPZBJ300H80	300	2.02	187730	1
OPZBJ400H80	400	2.54	187740	1
OPZBJ500H80	500	3.28	187750	1
OPZBJ600H80	600	3.62	187760	1

OPZBP...H80

≠ 1.5 mm

CODE	Width a mm	kg 1 pc.	Catalogue No.	qty
OPZBP100H80	100	1.46	187810	1
OPZBP150H80	150	1.84	187815	1
OPZBP200H80	200	2.22	187820	1
OPZBP300H80	300	3.16	187830	1
OPZBP400H80	400	3.80	187840	1
OPZBP500H80	500	4.94	187850	1
OPZBP600H80	600	5.44	187860	1

For the assembly use Screw Sets SGKM6x12 or SGM6x12 and Connectors LPLH80 or LPPH80. Can be used as a left or right bypass



Vertical Bypass

OPN...

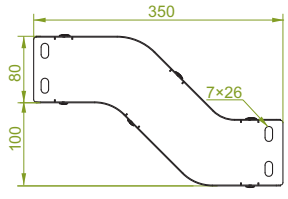

OPNJ...H80

≠ 1.0 mm

CODE	Width a mm	kg 1 pc.	Catalogue No.	qty
OPNJ100H80	100	0.96	183910	1
OPNJ150H80	150	1.22	183915	1
OPNJ200H80	200	1.48	183920	1
OPNJ300H80	300	2.02	183930	1
OPNJ400H80	400	2.54	183940	1
OPNJ500H80	500	3.28	183950	1
OPNJ600H80	600	3.62	183960	1

OPNP...H80

≠ 1.5 mm

CODE	Width a mm	kg 1 pc.	Catalogue No.	qty
OPNP100H80	100	1.46	184010	1
OPNP150H80	150	1.84	184015	1
OPNP200H80	200	2.22	184020	1
OPNP300H80	300	3.16	184030	1
OPNP400H80	400	3.80	184040	1
OPNP500H80	500	4.94	184050	1
OPNP600H80	600	5.44	184060	1



OPNB...

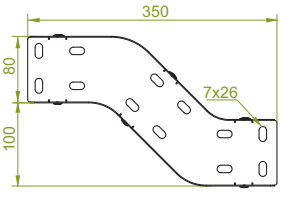

OPNBJ...H80

≠ 1.0 mm

CODE	Width a mm	kg 1 pc.	Catalogue No.	qty
OPNBJ100H80	100	0.96	187910	1
OPNBJ150H80	150	1.22	187915	1
OPNBJ200H80	200	1.48	187920	1
OPNBJ300H80	300	2.02	187930	1
OPNBJ400H80	400	2.54	187940	1
OPNBJ500H80	500	3.28	187950	1
OPNBJ600H80	600	3.62	187960	1

OPNBP...H80

≠ 1.5 mm

CODE	Width a mm	kg 1 pc.	Catalogue No.	qty
OPNBP100H80	100	1.46	188010	1
OPNBP150H80	150	1.84	188015	1
OPNBP200H80	200	2.22	188020	1
OPNBP300H80	300	3.16	188030	1
OPNBP400H80	400	3.80	188040	1
OPNBP500H80	500	4.94	188050	1
OPNBP600H80	600	5.44	188060	1

For the assembly use Screw Sets SGKM6x12 or SGM6x12 and Connectors LPLH80 or LPPH80. Can be used as an upper or bottom bypass



APPLICATIONS
Bypassing mechanical obstacles in cable routing.

MATERIAL
Steel, strip-galv. acc to the Sendzimir method to PN-EN 10346:2015-09
Available finishes:
F - steel, hot-dip galv. to PN-EN ISO 1461:2011 (HDG)
E - stainless steel (SS), grade 1.4301 (AISI304)
L - powder coating in a full range of colours (PC) (info p. 4)

Thickn. (ga) ≠ [mm]: 0.5 | 0.7 | 1.0 | 1.2 | 1.5 | 2.0

90° Vertical Bend

LU...

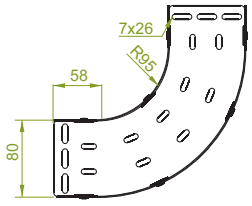

LUJ...H80

≠ 1.0 mm

CODE	Width a mm	kg 1 pc.	Catalogue No.	qty
LUJ100H80	100	1.38	182910	2
LUJ150H80	150	1.73	182915	2
LUJ200H80	200	2.08	182920	2
LUJ300H80	300	2.77	182930	2
LUJ400H80	400	3.47	182940	2
LUJ500H80	500	4.15	182950	2
LUJ600H80	600	4.85	182960	2



LUP...H80

≠ 1.5 mm

CODE	Width a mm	kg 1 pc.	Catalogue No.	qty
LUP100H80	100	2.07	183010	2
LUP150H80	150	2.58	183015	2
LUP200H80	200	3.12	183020	2
LUP300H80	300	4.15	183030	2
LUP400H80	400	5.20	183040	2
LUP500H80	500	6.21	183050	2
LUP600H80	600	7.26	183060	2

For the assembly use Screw Sets SGKM6x12 or SGM6x12 and Connectors LPLH80 or LPPH80. Can be used as an external or internal bend

LUB...

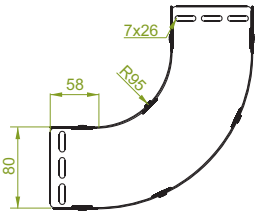

LUBJ...H80

≠ 1.0 mm

CODE	Width a mm	kg 1 pc.	Catalogue No.	qty
LUBJ100H80	100	1.38	186910	2
LUBJ150H80	150	1.73	186915	2
LUBJ200H80	200	2.08	186920	2
LUBJ300H80	300	2.77	186930	2
LUBJ400H80	400	3.47	186940	2
LUBJ500H80	500	4.15	186950	2
LUBJ600H80	600	4.85	186960	2



LUBP...H80

≠ 1.5 mm

CODE	Width a mm	kg 1 pc.	Catalogue No.	qty
LUBP100H80	100	2.07	187010	2
LUBP150H80	150	2.58	187015	2
LUBP200H80	200	3.12	187020	2
LUBP300H80	300	4.15	187030	2
LUBP400H80	400	5.20	187040	2
LUBP500H80	500	6.21	187050	2
LUBP600H80	600	7.26	187060	2

For the assembly use Screw Sets SGKM6x12 or SGM6x12 and Connectors LPLH80 or LPPH80. Can be used as an external or internal bend

LUP...

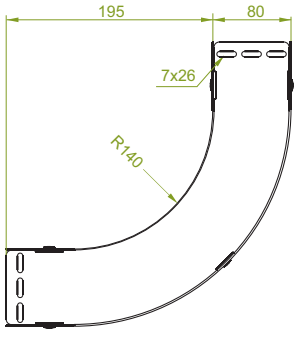

LUPJ...H80

≠ 1.0 mm

CODE	Width a mm	kg 1 pc.	Catalogue No.	qty
LUPJ100H80	100	1.52	185714	1
LUPJ150H80	150	1.91	185814	1
LUPJ200H80	200	2.29	185914	1
LUPJ300H80	300	3.05	186014	1
LUPJ400H80	400	3.82	186114	1
LUPJ500H80	500	4.57	186214	1
LUPJ600H80	600	5.34	186314	1

LUPP...H80

≠ 1.5 mm

CODE	Width a mm	kg 1 pc.	Catalogue No.	qty
LUPP100H80	100	2.28	186414	1
LUPP150H80	150	2.86	186514	1
LUPP200H80	200	3.43	186614	1
LUPP300H80	300	4.57	186714	1
LUPP400H80	400	5.73	186814	1
LUPP500H80	500	6.85	186914	1
LUPP600H80	600	8.01	187014	1

For the assembly use Screw Sets SGKM6x12 or SGM6x12 and Connectors LPLH80 or LPPH80. Can be used as an external or internal bend

APPLICATIONS
Diversions in cable routing.

MATERIAL
Steel, strip-galv. acc to the Sendzimir method to PN-EN 10346:2015-09
Available finishes:
F - steel, hot-dip galv. to PN-EN ISO 1461:2011 (HDG)
E - stainless steel (SS), grade 1.4301 (AISI304)
L - powder coating in a full range of colours (PC) (info p. 4)

Thickn. (ga) ≠ [mm]: 0.5 | 0.7 | 1.0 | 1.2 | 1.5 | 2.0

45° Vertical Bend

LUM...

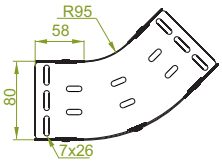

LUMJ...H80

≠ 1.0 mm

CODE	Width a mm	kg 1 pc.	Catalogue No.	qty
LUMJ100H80	100	0.96	183110	2
LUMJ150H80	150	1.20	183115	2
LUMJ200H80	200	1.45	183120	2
LUMJ300H80	300	1.93	183130	2
LUMJ400H80	400	2.42	183140	2
LUMJ500H80	500	2.90	183150	2
LUMJ600H80	600	3.38	183160	2



LUMP...H80

≠ 1.5 mm

CODE	Width a mm	kg 1 pc.	Catalogue No.	qty
LUMP100H80	100	1.44	183210	2
LUMP150H80	150	1.80	183215	2
LUMP200H80	200	2.17	183220	2
LUMP300H80	300	2.90	183230	2
LUMP400H80	400	3.63	183240	2
LUMP500H80	500	4.33	183250	2
LUMP600H80	600	5.07	183260	2

For the assembly use Screw Sets SGKM6x12 or SGM6x12 and Connectors LPLH80 or LPPH80. Can be used as an external or internal bend

LUMB...

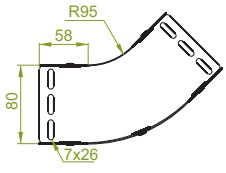

LUMBJ...H80

≠ 1.0 mm

CODE	Width a mm	kg 1 pc.	Catalogue No.	qty
LUMBJ100H80	100	0.96	187110	2
LUMBJ150H80	150	1.20	187115	2
LUMBJ200H80	200	1.45	187120	2
LUMBJ300H80	300	1.93	187130	2
LUMBJ400H80	400	2.42	187140	2
LUMBJ500H80	500	2.90	187150	2
LUMBJ600H80	600	3.38	187160	2



LUMBP...H80

≠ 1.5 mm

CODE	Width a mm	kg 1 pc.	Catalogue No.	qty
LUMBP100H80	100	1.44	187210	2
LUMBP150H80	150	1.80	187215	2
LUMBP200H80	200	2.17	187220	2
LUMBP300H80	300	2.90	187230	2
LUMBP400H80	400	3.63	187240	2
LUMBP500H80	500	4.33	187250	2
LUMBP600H80	600	5.07	187260	2

For the assembly use Screw Sets SGKM6x12 or SGM6x12 and Connectors LPLH80 or LPPH80. Can be used as an external or internal bend

LUMP...

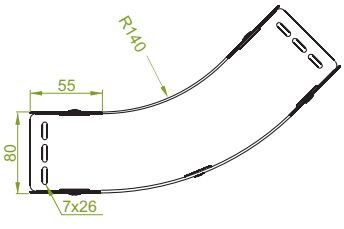

LUMPJ...H80

≠ 1.0 mm

CODE	Width a mm	kg 1 pc.	Catalogue No.	qty
LUMPJ100H80	100	1.06	187114	1
LUMPJ150H80	150	1.32	187214	1
LUMPJ200H80	200	1.60	187314	1
LUMPJ300H80	300	2.13	187414	1
LUMPJ400H80	400	2.67	187514	1
LUMPJ500H80	500	3.19	187614	1
LUMPJ600H80	600	3.72	187714	1



LUMPP...H80

≠ 1.5 mm

CODE	Width a mm	kg 1 pc.	Catalogue No.	qty
LUMPP100H80	100	1.59	187814	1
LUMPP150H80	150	1.98	187914	1
LUMPP200H80	200	2.40	188014	1
LUMPP300H80	300	3.19	188114	1
LUMPP400H80	400	4.01	188214	1
LUMPP500H80	500	4.78	188314	1
LUMPP600H80	600	5.58	188414	1

For the assembly use Screw Sets SGKM6x12 or SGM6x12 and Connectors LPLH80 or LPPH80. Can be used as an external or internal bend

APPLICATIONS
Diversions in cable routing.

MATERIAL
Steel, strip-galv. acc to the Sendzimir method to PN-EN 10346:2015-09
Available finishes:
F - steel, hot-dip galv. to PN-EN ISO 1461:2011 (HDG)
E - stainless steel (SS), grade 1.4301 (AISI304)
L - powder coating in a full range of colours (PC) (info p. 4)

Thickn. (ga) ≠ [mm]: 0.5 0.7 1.0 1.2 1.5 2.0

Adjustable Vertical Bend

LL...

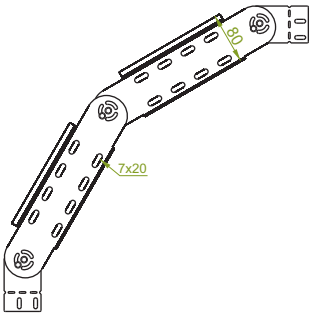

LLJ...H80

≠ 1.0 mm

CODE	Width a mm	kg 1 szt	Catalogue No.	Qty
LLJ100H80	100	1.56	183310	1
LLJ150H80	150	1.72	183315	1
LLJ200H80	200	1.88	183320	1
LLJ300H80	300	2.22	183330	1
LLJ400H80	400	2.56	183340	1
LLJ500H80	500	2.88	183350	1
LLJ600H80	600	3.22	183360	1

LLP...H80

≠ 1.5 mm

CODE	Width a mm	kg 1 szt	Catalogue No.	Qty
LLP100H80	100	2.48	183410	1
LLP150H80	150	2.73	183415	1
LLP200H80	200	2.98	183420	1
LLP300H80	300	3.48	183430	1
LLP400H80	400	3.95	183440	1
LLP500H80	500	4.45	183450	1
LLP600H80	600	4.97	183460	1

For installation use Screw Sets SGKM6x12 or SGM6x12. Adjustable Vertical Bend is delivered fully assembled together with: 2 Adjustable Vertical Bend Elements 4 parts of the 2-part Angle Connector item, 6 sets of screws

Adjustable Vertical Bend Element

EL...

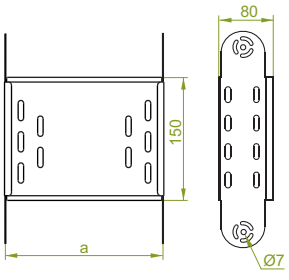

ELJ...H80

≠ 1.0 mm

CODE	Width a mm	kg 1 szt	Catalogue No.	Qty
ELJ100H80	100	0.48	183510	2
ELJ150H80	150	0.56	183515	2
ELJ200H80	200	0.64	183520	2
ELJ300H80	300	0.81	183530	2
ELJ400H80	400	0.98	183540	2
ELJ500H80	500	1.14	183550	2
ELJ600H80	600	1.31	183560	2

ELP...H80

≠ 1.5 mm

CODE	Width a mm	kg 1 szt	Catalogue No.	Qty
ELP100H80	100	0.72	183610	2
ELP150H80	150	0.84	183615	2
ELP200H80	200	0.97	183620	2
ELP300H80	300	1.22	183630	2
ELP400H80	400	1.46	183640	2
ELP500H80	500	1.71	183650	2
ELP600H80	600	1.96	183660	2

Possibility of creating adjustable vertical bends of any internal radius through adding up bend elements

Adjustable Vertical Bend

LLB...

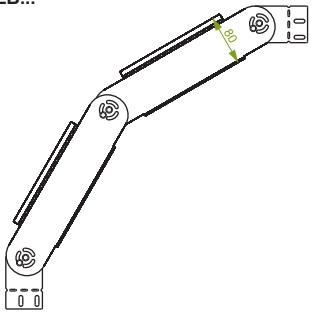

LLBJ...H80

≠ 1.0 mm

CODE	Width a mm	kg 1 szt	Catalogue No.	Qty
LLBJ100H80	100	1.56	187310	1
LLBJ150H80	150	1.72	187315	1
LLBJ200H80	200	1.88	187320	1
LLBJ300H80	300	2.22	187330	1
LLBJ400H80	400	2.56	187340	1
LLBJ500H80	500	2.88	187350	1
LLBJ600H80	600	3.22	187360	1

LLBP...H80

≠ 1.5 mm

CODE	Width a mm	kg 1 szt	Catalogue No.	Qty
LLBP100H80	100	2.48	187410	1
LLBP150H80	150	2.73	187415	1
LLBP200H80	200	2.98	187420	1
LLBP300H80	300	3.48	187430	1
LLBP400H80	400	3.95	187440	1
LLBP500H80	500	4.45	187450	1
LLBP600H80	600	4.97	187460	1

For installation use Screw Sets SGKM6x12 or SGM6x12. Adjustable Vertical Bend is delivered fully assembled together with: 2 Adjustable Vertical Bend Elements 4 parts of the 2-part Angle Connector item, 6 sets of screws

Adjustable Vertical Bend Element

ELB...

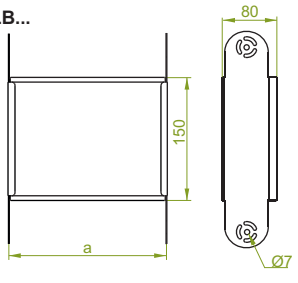

APPLICATIONS
Diversions in cable routing.
Full-range angle adjustment with a lock.

ELBJ...H80

≠ 1.0 mm

CODE	Width a mm	kg 1 szt	Catalogue No.	Qty
ELBJ100H80	100	0.48	187510	2
ELBJ150H80	150	0.56	187515	2
ELBJ200H80	200	0.64	187520	2
ELBJ300H80	300	0.81	187530	2
ELBJ400H80	400	0.98	187540	2
ELBJ500H80	500	1.14	187550	2
ELBJ600H80	600	1.31	187560	2

ELBP...H80

≠ 1.5 mm

CODE	Width a mm	kg 1 szt	Catalogue No.	Qty
ELBP100H80	100	0.72	187610	2
ELBP150H80	150	0.84	187615	2
ELBP200H80	200	0.97	187620	2
ELBP300H80	300	1.22	187630	2
ELBP400H80	400	1.46	187640	2
ELBP500H80	500	1.71	187650	2
ELBP600H80	600	1.96	187660	2

Possibility of creating adjustable vertical bends of any internal radius through adding up bend elements

MATERIAL
Steel, strip-galv. acc to the Sendzimir method to PN-EN 10346:2015-09
Available finishes:
F - steel, hot-dip galv. to PN-EN ISO 1461:2011 (HDG)
E - stainless steel (SS), grade 1.4301 (AISI304)
L - powder coating in a full range of colours (PC) (info p. 4)

Thickn. (ga) ≠ [mm]: 0.5 0.7 1.0 1.2 1.5 2.0

Vertical Elbow - Right

KRP...

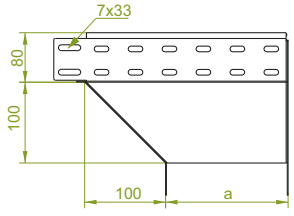

KRPJ...H80

≠ 1.0 mm

CODE	Width a mm	kg 1 pc.	Catalogue No.	qty
KRPJ100H80	100	0.88	184310	1
KRPJ150H80	150	1.34	184315	1
KRPJ200H80	200	1.78	184320	1
KRPJ300H80	300	2.78	184330	1
KRPJ400H80	400	3.60	184340	1
KRPJ500H80	500	4.60	184350	1
KRPJ600H80	600	5.50	184360	1

KRPP...H80

≠ 1.5 mm

CODE	Width a mm	kg 1 pc.	Catalogue No.	qty
KRPP100H80	100	1.33	184410	1
KRPP150H80	150	1.81	184415	1
KRPP200H80	200	2.65	184420	1
KRPP300H80	300	4.00	184430	1
KRPP400H80	400	5.30	184440	1
KRPP500H80	500	6.60	184450	1
KRPP600H80	600	7.90	184460	1



KRPB...

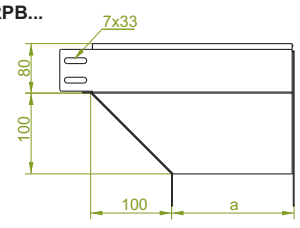

KRPBJ...H80

≠ 1.0 mm

CODE	Width a mm	kg 1 pc.	Catalogue No.	qty
KRPBJ100H80	100	0.88	188310	1
KRPBJ150H80	150	1.34	188315	1
KRPBJ200H80	200	1.78	188320	1
KRPBJ300H80	300	2.78	188330	1
KRPBJ400H80	400	3.60	188340	1
KRPBJ500H80	500	4.60	188350	1
KRPBJ600H80	600	5.50	188360	1

KRPBP...H80

≠ 1.5 mm

CODE	Width a mm	kg 1 pc.	Catalogue No.	qty
KRPBP100H80	100	1.33	188410	1
KRPBP150H80	150	1.81	188415	1
KRPBP200H80	200	2.65	188420	1
KRPBP300H80	300	4.00	188430	1
KRPBP400H80	400	5.30	188440	1
KRPBP500H80	500	6.60	188450	1
KRPBP600H80	600	7.90	188460	1

For installation use Screw Sets SGKM6x12 or SGM6x12.



Vertical Elbow - Left

KRL...

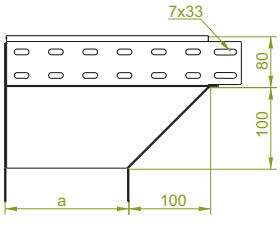

KRLJ...H80

≠ 1.0 mm

CODE	Width a mm	kg 1 pc.	Catalogue No.	qty
KRLJ100H80	100	0.88	184110	1
KRLJ150H80	150	1.34	184115	1
KRLJ200H80	200	1.78	184120	1
KRLJ300H80	300	2.78	184130	1
KRLJ400H80	400	3.60	184140	1
KRLJ500H80	500	4.60	184150	1
KRLJ600H80	600	5.50	184160	1

KRLP...H80

≠ 1.5 mm

CODE	Width a mm	kg 1 pc.	Catalogue No.	qty
KRLP100H80	100	1.33	184210	1
KRLP150H80	150	1.81	184215	1
KRLP200H80	200	2.65	184220	1
KRLP300H80	300	4.00	184230	1
KRLP400H80	400	5.30	184240	1
KRLP500H80	500	6.60	184250	1
KRLP600H80	600	7.90	184260	1



KRLB...

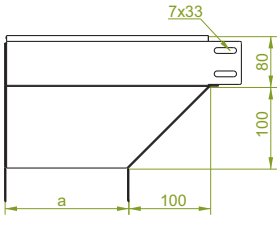

KRLBJ...H80

≠ 1.0 mm

CODE	Width a mm	kg 1 pc.	Catalogue No.	qty
KRLBJ100H80	100	0.88	188110	1
KRLBJ150H80	150	1.34	188115	1
KRLBJ200H80	200	1.78	188120	1
KRLBJ300H80	300	2.78	188130	1
KRLBJ400H80	400	3.60	188140	1
KRLBJ500H80	500	4.60	188150	1
KRLBJ600H80	600	5.50	188160	1

KRLBP...H80

≠ 1.5 mm

CODE	Width a mm	kg 1 pc.	Catalogue No.	qty
KRLBP100H80	100	1.33	188210	1
KRLBP150H80	150	1.81	188215	1
KRLBP200H80	200	2.65	188220	1
KRLBP300H80	300	4.00	188230	1
KRLBP400H80	400	5.30	188240	1
KRLBP500H80	500	6.60	188250	1
KRLBP600H80	600	7.90	188260	1

For installation use Screw Sets SGKM6x12 or SGM6x12.



APPLICATIONS
Diversions in cable routing.

MATERIAL
Steel, strip-galv. acc to the Sendzimir method to PN-EN 10346:2015-09 (SG)
Available finishes:
F - steel, hot-dip galv. to PN-EN ISO 1461:2011 (HDG)
E - stainless steel (SS), grade 1.4301 (AISI304)
L - powder coating in a full range of colours (PC) (info p. 4)

Thickn. (ga) ≠ [mm]: 0.5 | 0.7 | 1.0 | 1.2 | 1.5 | 2.0

Vertical Tee - Lengthwise

TR...

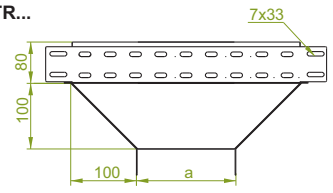

TRJ...H80

≠ 1.0 mm

CODE	Width a mm	kg 1 pc.	Catalogue No.	qty
TRJ100H80	100	1.09	184510	1
TRJ150H80	150	1.59	184515	1
TRJ200H80	200	2.01	184520	1
TRJ300H80	300	3.15	184530	1
TRJ400H80	400	4.25	184540	1
TRJ500H80	500	5.40	184550	1
TRJ600H80	600	5.80	184560	1

TRP...H80

≠ 1.5 mm

CODE	Width a mm	kg 1 pc.	Catalogue No.	qty
TRP100H80	100	1.60	184610	1
TRP150H80	150	2.30	184615	1
TRP200H80	200	3.10	184620	1
TRP300H80	300	4.90	184630	1
TRP400H80	400	6.30	184640	1
TRP500H80	500	8.10	184650	1
TRP600H80	600	9.20	184660	1



TRB...

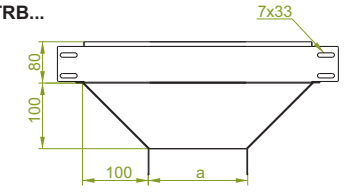

TRBJ...H80

≠ 1.0 mm

CODE	Width a mm	kg 1 pc.	Catalogue No.	qty
TRBJ100H80	100	1.09	188510	1
TRBJ150H80	150	1.59	188515	1
TRBJ200H80	200	2.01	188520	1
TRBJ300H80	300	3.15	188530	1
TRBJ400H80	400	4.25	188540	1
TRBJ500H80	500	5.40	188550	1
TRBJ600H80	600	5.80	188560	1

TRBP...H80

≠ 1.5 mm

CODE	Width a mm	kg 1 pc.	Catalogue No.	qty
TRBP100H80	100	1.60	188610	1
TRBP150H80	150	2.30	188615	1
TRBP200H80	200	3.10	188620	1
TRBP300H80	300	4.90	188630	1
TRBP400H80	400	6.30	188640	1
TRBP500H80	500	8.10	188650	1
TRBP600H80	600	9.20	188660	1

For installation use Screw Sets SGKM6x12 or SGM6x12.

Vertical Tee - Crosswise

TRS...

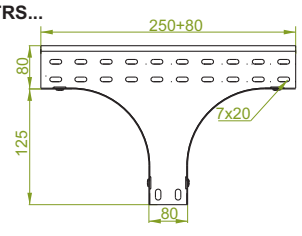

TRSJ...H80

≠ 1.0 mm

CODE	Width a mm	kg 1 pc.	Catalogue No.	qty
TRSJ100H80	100	1.16	184710	1
TRSJ150H80	150	1.35	184715	1
TRSJ200H80	200	1.53	184720	1
TRSJ300H80	300	1.90	184730	1
TRSJ400H80	400	2.27	184740	1
TRSJ500H80	500	2.64	184750	1
TRSJ600H80	600	3.00	184760	1

TRSP...H80

≠ 1.5 mm

CODE	Width a mm	kg 1 pc.	Catalogue No.	qty
TRSP100H80	100	1.75	184810	1
TRSP150H80	150	2.02	184815	1
TRSP200H80	200	2.30	184820	1
TRSP300H80	300	2.85	184830	1
TRSP400H80	400	3.40	184840	1
TRSP500H80	500	3.96	184850	1
TRSP600H80	600	4.50	184860	1

TRSB...

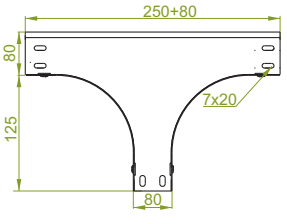

TRSBJ...H80

≠ 1.0 mm

CODE	Width a mm	kg 1 pc.	Catalogue No.	qty
TRSBJ100H80	100	1.16	188710	1
TRSBJ150H80	150	1.35	188715	1
TRSBJ200H80	200	1.53	188720	1
TRSBJ300H80	300	1.90	188730	1
TRSBJ400H80	400	2.27	188740	1
TRSBJ500H80	500	2.64	188750	1
TRSBJ600H80	600	3.00	188760	1

TRSBP...H80

≠ 1.5 mm

CODE	Width a mm	kg 1 pc.	Catalogue No.	qty
TRSBP100H80	100	1.75	188810	1
TRSBP150H80	150	2.02	188815	1
TRSBP200H80	200	2.30	188820	1
TRSBP300H80	300	2.85	188830	1
TRSBP400H80	400	3.40	188840	1
TRSBP500H80	500	3.96	188850	1
TRSBP600H80	600	4.50	188860	1

For the assembly use Screw Sets SGKM6x12 or SGM6x12 and Connectors LPLH80 or LPPH80.

APPLICATIONS
Branching out cable routes

MATERIAL
Steel, strip-galv. acc to the Sendzimir method to PN-EN 10346:2015-09 (SG)
Available finishes:
F - steel, hot-dip galv. to PN-EN ISO 1461:2011 (HDG)
E - stainless steel (SS), grade 1.4301 (AISI304)
L - powder coating in a full range of colours (PC) (info p. 4)

Thickn. (ga) ≠ [mm]: 0.5 | 0.7 | 1.0 | 1.2 | 1.5 | 2.0

Cable Tray

KG...

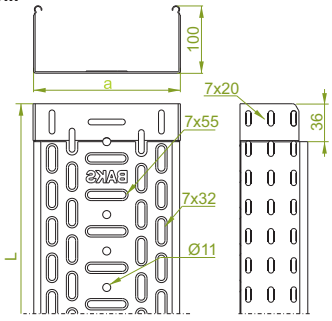

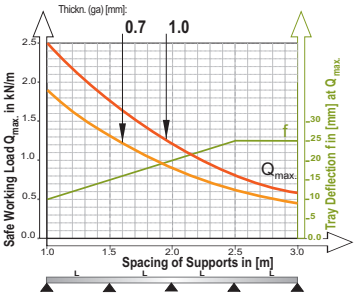

Width	Usable Cross-Section
100	98 cm²
150	148 cm²
200	198 cm²
300	298 cm²
400	398 cm²
500	498 cm²
600	598 cm²

KGL...H100

≠ 0.7 mm

CODE	Width a mm	Length L mm	kg 1 mb	Catalogue No.	Qty/m	
KGL100H100/3	100	3000	1.56	110116	4/12	
KGL150H100/3	150	3000	1.83	110216	4/12	
KGL200H100/3	200	3000	2.08	110316	4/12	
KGL300H100/3	300	3000	2.57	110416	2/6	
KGL400H100/3	400	3000	3.07	110516	2/6	*
KGL500H100/3	500	3000	3.57	110616	2/6	*
KGL600H100/3	600	3000	4.07	110716	2/6	*

* - available on request in qty over 300 m

KGJ...H100

≠ 1.0 mm

CODE	Width a mm	Length L mm	kg 1 mb	Catalogue No.	Qty/m
KGJ100H100/3	100	3000	2.19	110816	4/12
KGJ100H100/6	100	6000	2.19	110817	4/24
KGJ200H100/3	200	3000	2.85	111016	4/12
KGJ200H100/6	200	6000	2.85	111017	4/24
KGJ300H100/3	300	3000	3.52	111116	2/6
KGJ300H100/6	300	6000	3.52	111117	2/12
KGJ400H100/3	400	3000	4.19	111216	2/6
KGJ400H100/6	400	6000	4.19	111217	2/12
KGJ500H100/3	500	3000	4.85	111316	2/6
KGJ500H100/6	500	6000	4.85	111317	2/12
KGJ600H100/3	600	3000	5.51	111416	2/6
KGJ600H100/6	600	6000	5.51	111417	2/12

Cable trays KGJ…H100 of 6 m length available from the stock

Possibility of joining cable tray sections together through sliding one into another and connector-free assembly. For the assembly use Screw Sets SGKM6x12 or SGM6x12. Information on Covers for Cable Trays and on Covers for Fittings are available on pages: 153-162

MATERIAL
Steel, strip-galv. acc. to the Sendzimir method PN-EN 10346:2015-09 (SG)
Available finishes:
F - steel, hot-dip galv.to PN-EN ISO 1461:2011 (HDG) **only for :**
- KGL... of width 50-200mm
- KGJ... of length 3m
L - powder coating in a full range of colours (PC) (info p. 4)

APPLICATIONS
Cable routing

NEW type of cable trays from BAKS with stamping around the slots in the cable tray bottom

Benefits of the New System:
- **sidewall (side rail) perforation sized 7x20mm laid in a row, one over another**
- **dense perforation with stamping around the slots for excellent heat transfer - designed to enable cable tray installation on supports from BAKS anywhere within the system**
- **transverse stamping around the slots in the cable tray bottom for even 20% increased strength**
- **longitudinal ribbed stiffening of cable tray flange edges allow the covers to snap firmly into place**
- **slotted holes Ø11 in the cable tray bottom allow for suspension on a threaded rod**
- **cut in the flange at the cable tray end and the shift of the last-row slots to the end enable sliding one section into another, and connector-free assembly**
- **the shape of sheet-metal stamping along the end edges of the cable tray bottom prevents from cables damage upon their distribution (cable pulling)**

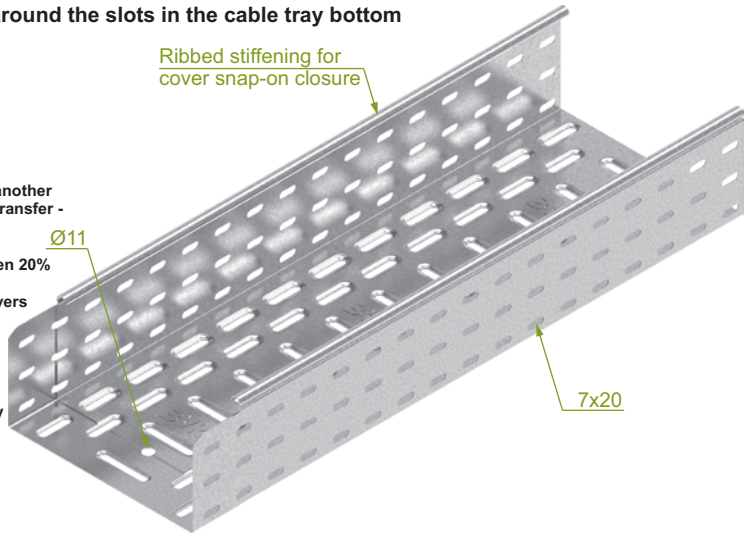

Cable Tray

KC...

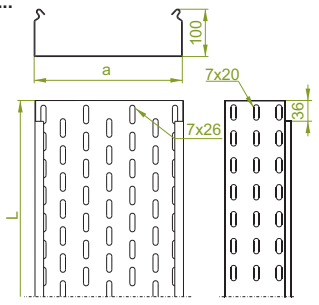

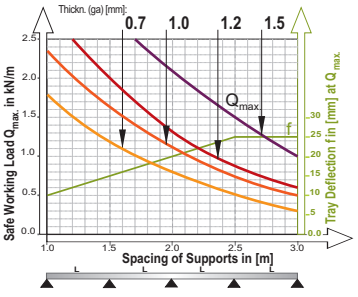

KCD...E

KCL...H100N

≠ 0.7 mm

CODE	Width a mm	Length L mm	kg 1 mb	Catalogue No.	Qty/m
KCL100H100/3N	100	3000	1.56	110210	4/12
KCL150H100/3N	150	3000	1.83	110215	4/12
KCL200H100/3N	200	3000	2.08	110220	4/12
KCL300H100/3N	300	3000	2.57	110230	2/6
KCL400H100/3N	400	3000	3.07	110240	2/6
KCL500H100/3N	500	3000	3.57	110250	2/6
KCL600H100/3N	600	3000	4.07	110260	2/6



KCJ...H100N

≠ 1.0 mm

CODE	Width a mm	Length L mm	kg 1 mb	Catalogue No.	Qty/m	
KCJ100H100/3N	100	3000	2.19	110410	4/12	
KCJ100H100/6N	100	6000	2.19	110411	4/24	*
KCJ200H100/3N	200	3000	2.85	110420	4/12	
KCJ200H100/6N	200	6000	2.85	110421	4/24	*
KCJ300H100/3N	300	3000	3.52	110430	2/6	
KCJ300H100/6N	300	6000	3.52	110431	2/12	*
KCJ400H100/3N	400	3000	4.19	110440	2/6	
KCJ400H100/6N	400	6000	4.19	110441	2/12	*
KCJ500H100/3N	500	3000	4.85	110450	2/6	
KCJ500H100/6N	500	6000	4.85	110451	2/12	*
KCJ600H100/3N	600	3000	5.51	110460	2/6	
KCJ600H100/6N	600	6000	5.51	110461	2/12	*

* - available on request in qty over 300 m

KCD...H100N

≠ 1.2 mm

CODE	Width a mm	Length L mm	kg 1 mb	Catalogue No.	Qty/m
KCD100H100/3N	100	3000	2.92	110610	4/12
KCD150H100/3N	150	3000	3.34	110615	4/12
KCD200H100/3N	200	3000	3.75	110620	4/12
KCD300H100/3N	300	3000	4.58	110630	2/6
KCD400H100/3N	400	3000	5.41	110640	2/6
KCD500H100/3N	500	3000	6.24	110650	2/6
KCD600H100/3N	600	3000	7.07	110660	2/6

Possibility of joining cable tray sections together through sliding one into another and connector-free assembly. For the assembly use Screw Sets SGKM6x12 or SGM6x12. Information on Covers for Cable Trays and on Covers for Fittings are available on pages: 153-162

NOTE!
The 1.2 mm thick, stainless steel trays have no upper embossing (a right angle bend). The covers cannot be snapped closed. The trays can be joined only by means of connectors (no cut-outs in the tray's side) use SGKM6x12 or SGM6x12 screws.

KCD...E



KCP...

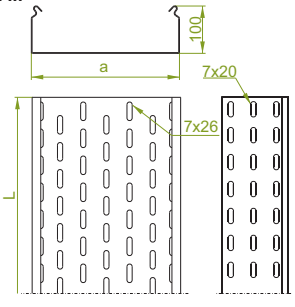

KCP...E



KCP...H100N

≠ 1.5 mm

CODE	Width a mm	Length L mm	kg 1 mb	Catalogue No.	Qty/m
KCP100H100/3N	100	3000	3.28	110810	4/12
KCP100H100/6N	100	6000	3.28	110811	4/24
KCP200H100/3N	200	3000	4.28	110820	2/6
KCP200H100/6N	200	6000	4.28	110821	2/12
KCP300H100/3N	300	3000	5.27	110830	2/6
KCP300H100/6N	300	6000	5.27	110831	2/12
KCP400H100/3N	400	3000	6.27	110840	2/6
KCP400H100/6N	400	6000	6.27	110841	2/12
KCP500H100/3N	500	3000	7.27	110850	2/6
KCP500H100/6N	500	6000	7.27	110851	2/12
KCP600H100/3N	600	3000	8.27	110860	2/6
KCP600H100/6N	600	6000	8.27	110861	2/12

Cable trays KCP…H100 of 6 m length available from the stock

Joining cable tray KCP sections together only through the use of connectors (lack of cut in the flange at the end of side profile). For the assembly use Screw Sets SGKM6x12 or SGM6x12. Information on Covers for Cable Trays and on Covers for Fittings available on pages: 153-162

NOTE!
The 1.5 mm thick, stainless steel trays have no upper embossing (a right angle bend). The covers cannot be snapped closed. The trays can be joined only by means of connectors (no cut-outs in the tray's side) use SGKM6x12 or SGM6x12 screws.

Width	Usable Cross-Section
100	98 cm²
150	148 cm²
200	198 cm²
300	298 cm²
400	398 cm²
500	498 cm²
600	598 cm²

APPLICATIONS
Cable routing

MATERIAL
Steel, strip-galv. acc to the Sendzimir method to PN-EN 10346:2015-09 (SG)
Available finishes:
F - steel, hot-dip galv. to PN-EN ISO 1461:2011 (HDG) **only for orders: KCJ/KCOJ..., KCD/KCOD... and KCP/KCOP...**
E - stainless steel (SS), grade 1.4301 (AISI304), sections to 3m long., with rare perforation in the tray (above image)
L - powder coating in a full range of colours (PC) (info p. 4)

Thickn. (ga) ≠ [mm]: 0.5 | 0.7 | 1.0 | 1.2 | 1.5 | 2.0

Cable Tray

KOJ...

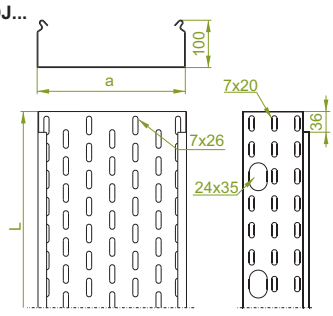

KOJ...H100N

≠ 1.0 mm

CODE	Width a mm	Length L mm	kg 1 mb	Catalogue No.	Qty/m
KOJ100H100/3N	100	3000	2.16	111010	4/12
KOJ150H100/3N	150	3000	2.49	111015	4/12
KOJ200H100/3N	200	3000	2.82	111020	4/12
KOJ300H100/3N	300	3000	3.47	111030	2/6
KOJ400H100/3N	400	3000	4.13	111040	2/6
KOJ500H100/3N	500	3000	4.79	111050	2/6
KOJ600H100/3N	600	3000	5.44	111060	2/6

Possibility of joining cable tray sections together through sliding one into another and connector-free assembly. For the assembly use Screw Sets SGK M6x12 or SG M6x12. Information on Covers for Cable Trays and on Covers for Fittings are available on pages: 153-162.



KOP...

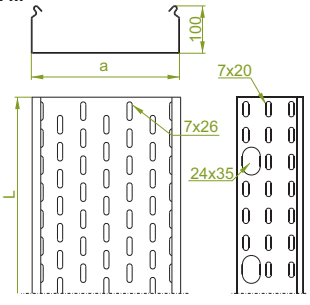

KOP...E



KOP...H100N

≠ 1.5 mm

CODE	Width a mm	Length L mm	kg 1 mb	Catalogue No.	Qty/m
KOP100H100/3N	100	3000	3.28	111210	4/12
KOP150H100/3N	150	3000	3.78	111215	4/12
KOP200H100/3N	200	3000	4.28	111220	2/6
KOP300H100/3N	300	3000	5.27	111230	2/6
KOP400H100/3N	400	3000	6.27	111240	2/6
KOP500H100/3N	500	3000	7.27	111250	2/6
KOP600H100/3N	600	3000	8.27	111260	2/6

Joining cable tray sections together only through the use of connectors (lack of cut in the flange at the end of side profile). For the assembly use Screw Sets SGKM6x12 or SGM6x12. Information on Covers for Cable Trays and on Covers for Fittings are available on pages: 153-162

NOTE!
The 1.5 mm thick, stainless steel trays have no upper embossing (a right angle bend). The covers cannot be snapped closed.



Width	Usable Cross-Section
100	98 cm²
150	148 cm²
200	198 cm²
300	298 cm²
400	398 cm²
500	498 cm²
600	598 cm²

APPLICATIONS
Cable routing

MATERIAL
Steel, strip-galv. acc to the Sendzimir method to PN-EN 10346:2015-09 (SG)
Available finishes:
F - steel, hot-dip galv. to PN-EN ISO 1461:2011 (HDG) **only for orders:**
- **KOJ... over 300 m**
- **KOP... over 300 m**

E - stainless steel (SS), grade 1.4301 (AISI304)
L - powder coating in a full range of colours (PC) (info p. 4)

Cable Protection Ring

NO24x35

NO24x35

CODE	Width a mm	Height H mm	Catalogue No.	Qty
NO24x35	35	24	141000	100

APPLICATIONS
It allows for safe cable pulling from the tray side. By breaking off given strap pieces the opening can be adjusted to the size of an electric cable bunch.

MATERIAL
Polyethylene. Standard colour: green to RAL 6029. Available finishes white to RAL 9010. silver to RAL 9006.

Thickn. (ga) ≠ [mm]: 0.5 | 0.7 | 1.0 | 1.2 | 1.5 | 2.0

Cable Tray

KB...

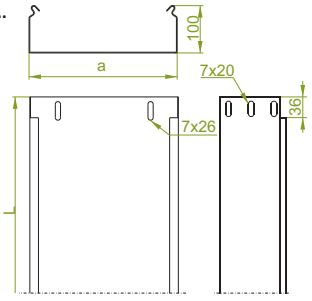

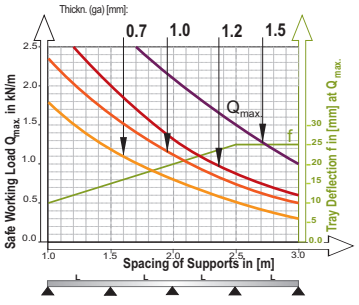

Width	Usable Cross-Section
100	98 cm²
150	148 cm²
200	198 cm²
300	298 cm²
400	398 cm²
500	498 cm²
600	598 cm²

KBD...E

KBL...H100

± 0.7 mm

CODE	Width a mm	Length L mm	kg 1 mb	Catalogue No.	Qty/m
KBL100H100/3	100	3000	1.92	111410	4/12
KBL150H100/3	150	3000	2.22	111415	4/12
KBL200H100/3	200	3000	2.52	111420	4/12
KBL300H100/3	300	3000	3.12	111430	2/6



KBJ...H100

± 1.0 mm

CODE	Width a mm	Length L mm	kg 1 mb	Catalogue No.	Qty/m	
KBJ100H100/3	100	3000	2.64	111610	4/12	
KBJ100H100/6	100	6000	2.64	111611	4/24	*
KBJ200H100/3	200	3000	3.44	111620	4/12	
KBJ200H100/6	200	6000	3.44	111621	4/24	*
KBJ300H100/3	300	3000	4.24	111630	2/6	
KBJ300H100/6	300	6000	4.24	111631	2/12	*
KBJ400H100/3	400	3000	5.04	111640	2/6	
KBJ400H100/6	400	6000	5.04	111641	2/12	*
KBJ500H100/3	500	3000	5.84	111650	2/6	
KBJ500H100/6	500	6000	5.84	111651	2/12	*
KBJ600H100/3	600	3000	6.64	111660	2/6	
KBJ600H100/6	600	6000	6.64	111661	2/12	*

* - available on request in qty over 300 m

KBD...H100

± 1.2 mm

CODE	Width a mm	Length L mm	kg 1 mb	Catalogue No.	Qty/m
KBD100H100/3	100	3000	3.30	111810	4/12
KBD150H100/3	150	3000	3.80	111815	4/12
KBD200H100/3	200	3000	4.30	111820	4/12
KBD300H100/3	300	3000	5.30	111830	2/6
KBD400H100/3	400	3000	6.30	111840	2/6
KBD500H100/3	500	3000	7.30	111850	2/6
KBD600H100/3	600	3000	8.30	111860	2/6

Possibility of joining cable tray sections together through sliding one into another and connector-free assembly. For the assembly use Screw Sets SGK M6x12 or SG M6x12. Information on Covers for Cable Trays and on Covers for Fittings are available on pages: 153-162.
NOTE! The 1.2 mm thick, stainless steel trays have no upper embossing (a right angle bend). The covers cannot be snapped closed. The trays can be joined only by means of connectors (no cut-outs in the tray's side).

KBD...E



KBP...

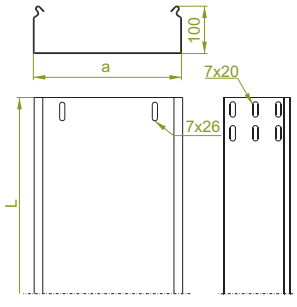

KBP...E



KBP...H100

± 1.5 mm

CODE	Width a mm	Length L mm	kg 1 mb	Catalogue No.	Qty/m	
KBP100H100/3	100	3000	3.96	112010	4/12	
KBP100H100/6	100	6000	3.96	112011	4/24	*
KBP200H100/3	200	3000	5.16	112020	2/6	
KBP200H100/6	200	6000	5.16	112021	2/12	*
KBP300H100/3	300	3000	6.36	112030	2/6	
KBP300H100/6	300	6000	6.36	112031	2/12	*
KBP400H100/3	400	3000	7.56	112040	2/6	
KBP400H100/6	400	6000	7.56	112041	2/12	*
KBP500H100/3	500	3000	8.76	112050	2/6	
KBP500H100/6	500	6000	8.76	112051	2/12	*
KBP600H100/3	600	3000	9,96	112060	2/6	
KBP600H100/6	600	6000	9,96	112061	2/12	*

* - available on request in qty over 300 m

Joining cable tray sections together only through the use of connectors (lack of cut in the flange at the end of side profile). For the assembly use Screw Sets SGKM6x12 or SGM6x12. Information on Covers for Cable Trays and on Covers for Fittings are available on pages: 153-162

NOTE!
The 1.5 mm thick, stainless steel trays have no upper embossing (a right angle bend). The covers cannot be snapped closed.

MATERIAL
Steel, strip-galv. acc to the Sendzimir method to PN-EN 10346:2015-09 (SG)
Available finishes:
F - steel, hot-dip galv. to PN-EN ISO 1461:2011 (HDG) **only for orders: KBJ..., KBD... and KBP...**
E - stainless steel (SS), grade 1.4301 (AISI304), sections to 3m long.
L - powder coating in a full range of colours (PC) (info p. 4)

APPLICATIONS
Cable routing

Thickn. (ga) ≠ [mm]: 0.5 | 0.7 | 1.0 | 1.2 | 1.5 | 2.0

Attention! Hot dip galvanizing (PN-EN ISO 1461:2011 (HDG)) and diffusion galvanizing method (PN-EN ISO 17668:2016) for elements up to 200mm will be replaced with zink flake coating method PN-EN ISO 10683:2014-09

Straight Connector

LP...

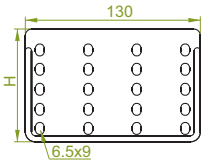

LPLH100

≠ 0.7 mm

CODE	Height H mm	kg 1 pc.	Catalogue No.	qty
LPLH100	95	0.08	113011	100

LPPH100

≠ 1.5 mm

CODE	Height H mm	kg 1 pc.	Catalogue No.	qty
LPPH100	95	0.14	113111	100

For the assembly use min. 8 sets of Screw Sets SGKM6x12 or SGM6x12
Apply Straight Connectors LPL and LPP for sturdy and firm tray joint.

Articulated Connector

LGPH100

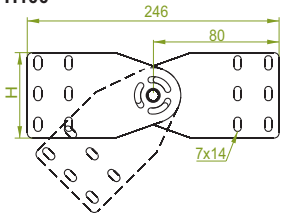

LGPH100

≠ 1.5 mm

CODE	Height H mm	kg 1 pc.	Catalogue No.	qty
LGPH100	84	0.18	112100	50

For the assembly use min. 8 sets of Screw Sets SGKM6x12 or SGM6x12

MATERIAL
Steel, strip-galv. acc to the Sendzimir method to PN-EN 10346:2015-09 (SG)
Available finishes:
F - steel galvanized using zinc flake coating method PN-EN ISO 10683:2014-09
E - stainless steel (SS), grade 1.4301 (AISI304)
L - powder coating in a full range of colours (PC) (info p. 4)

Angle Connector

LKDH100

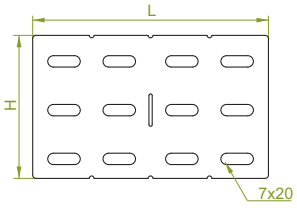

APPLICATIONS
Connecting cable routes.

LKDH100

≠ 1.2 mm

CODE	Height H mm	Length L mm	kg 1 pc.	Catalogue No.	qty
LKDH100	88	145	0.12	112700	50
LKDH100/1	88	1000	0.80	112800	10

For the assembly use min. 8 sets of Screw Sets SGKM6x12 or SGM6x12
Optional bending or break-off of any required length

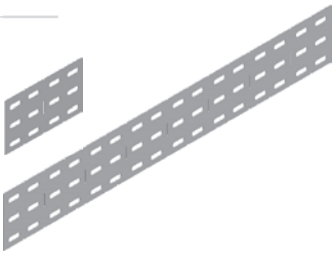

MATERIAL
Steel, strip-galv. acc to the Sendzimir method to PN-EN 10346:2015-09 (SG)
Available finishes:
F - steel, hot-dip galv. to PN-EN ISO 1461:2011 (HDG)
E - stainless steel (SS), grade 1.4301 (AISI304)
L - powder coating in a full range of colours (PC) (info p. 4)

Thickn. (ga) ≠ [mm]: 0.5 | 0.7 | 1.0 | 1.2 | 1.5 | 2.0

90° Horizontal Bend

KK...

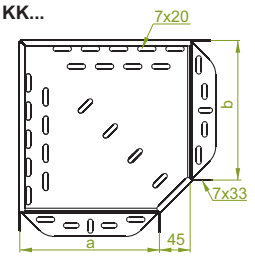

KKJ...H100

≠ 1.0 mm

CODE	Width a=b mm	kg 1 pc.	Catalogue No.	qty
KKJ100H100	100	0.53	112110	2
KKJ150H100	150	0.70	112115	2
KKJ200H100	200	1.02	112120	2
KKJ300H100	300	1.76	112130	2
KKJ400H100	400	2.53	112140	2
KKJ500H100	500	3.26	112150	2
KKJ600H100	600	4.33	112160	2

KKP...H100

≠ 1.5 mm

CODE	Width a=b mm	kg 1 pc.	Catalogue No.	qty
KKP100H100	100	0.80	112210	2
KKP150H100	150	1.06	112215	2
KKP200H100	200	1.52	112220	2
KKP300H100	300	2.55	112230	2
KKP400H100	400	3.80	112240	2
KKP500H100	500	4.86	112250	2
KKP600H100	600	6.50	112260	2

For installation use Screw Sets SGKM6x12 or SGM6x12.
In case of special orders please specify dimensions a and b.

KKB...

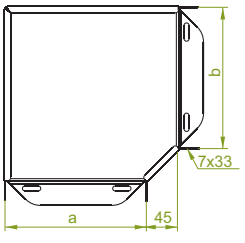

KKBJ...H100

≠ 1.0 mm

CODE	Width a=b mm	kg 1 pc.	Catalogue No.	qty
KKBJ100H100	100	0.53	116110	2
KKBJ150H100	150	0.70	116115	2
KKBJ200H100	200	1.02	116120	2
KKBJ300H100	300	1.76	116130	2
KKBJ400H100	400	2.53	116140	2
KKBJ500H100	500	3.26	116150	2
KKBJ600H100	600	4.33	116160	2



KKBP...H100

≠ 1.5 mm

CODE	Width a=b mm	kg 1 pc.	Catalogue No.	qty
KKBP100H100	100	0.80	116210	2
KKBP150H100	150	1.06	116215	2
KKBP200H100	200	1.52	116220	2
KKBP300H100	300	2.55	116230	2
KKBP400H100	400	3.80	116240	2
KKBP500H100	500	4.86	116250	2
KKBP600H100	600	6.50	116260	2

For installation use Screw Sets SGKM6x12 or SGM6x12.
In case of special orders please specify dimensions a and b.

APPLICATIONS
Diversions in cable routing.

MATERIAL
Steel, strip-galv. acc to the Sendzimir method to PN-EN 10346:2015-09 (SG)
Available finishes:
F - steel, hot-dip galv. to PN-EN ISO 1461:2011 (HDG)
E - stainless steel (SS), grade 1.4301 (AISI304)
L - powder coating in a full range of colours (PC) (info p. 4)

Thickn. (ga) ≠ [mm]: 0.5 0.7 1.0 1.2 1.5 2.0

90° Horizontal Bend

KKP...

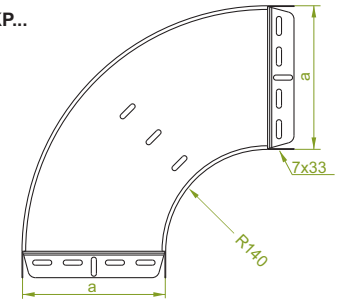

KKPJ...H100

≠ 1.0 mm

CODE	Width a mm	kg 1 pc.	Catalogue No.	qty
KKPJ100H100	100	0.82	110114	2
KKPJ150H100	150	1.06	110214	2
KKPJ200H100	200	1.33	110314	2
KKPJ300H100	300	1.97	110414	2
KKPJ400H100	400	2.66	110514	2
KKPJ500H100	500	3.62	110614	2
KKPJ600H100	600	4.63	110714	2

KKPP...H100

≠ 1.5 mm

CODE	Width a mm	kg 1 pc.	Catalogue No.	qty
KKPP100H100	100	1.22	110814	2
KKPP150H100	150	1.59	110914	2
KKPP200H100	200	2.00	111014	2
KKPP300H100	300	2.96	111114	2
KKPP400H100	400	3.98	111214	2
KKPP500H100	500	5.43	111314	2
KKPP600H100	600	6.94	111414	2

For installation use Screw Sets SGKM6x12 or SGM6x12.

MATERIAL
Steel, strip-galv. acc to the Sendzimir method to PN-EN 10346:2015-09 (SG)
Available finishes:
F - steel, hot-dip galv. to PN-EN ISO 1461:2011 (HDG)
E - stainless steel (SS), grade 1.4301 (AISI304)
L - powder coating in a full range of colours (PC) (info p. 4)

APPLICATIONS
Diversions in cable routing.

Application example of KKPJ...

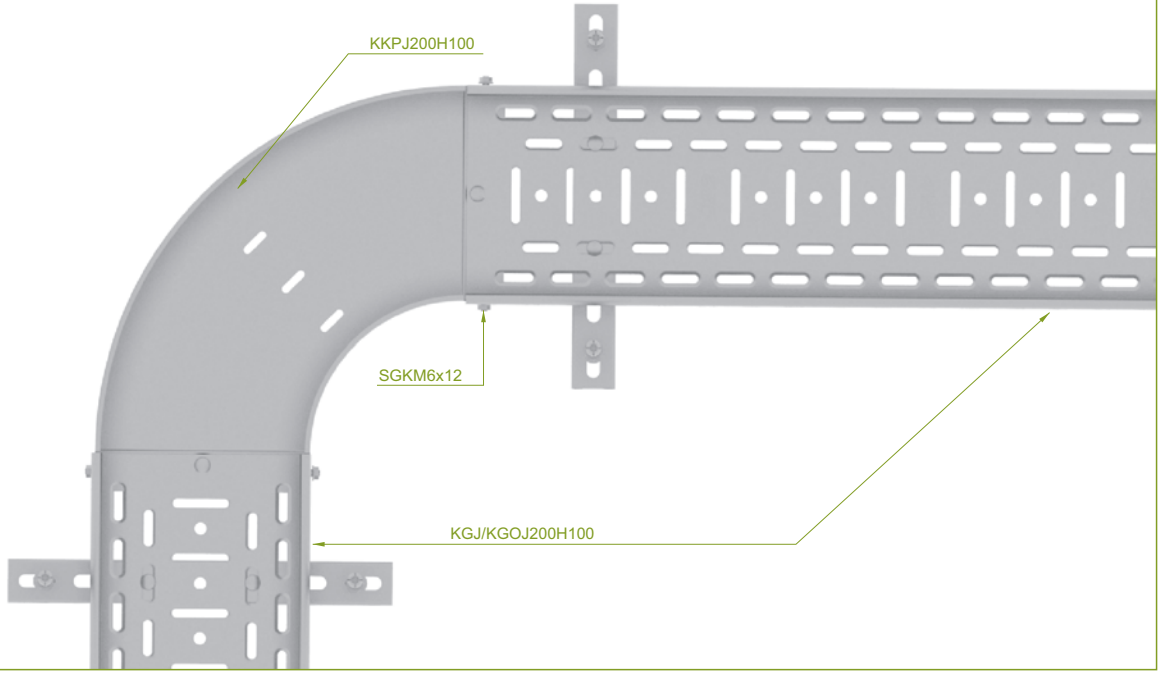

Thickn. (ga) ≠ [mm]: 0.5 0.7 1.0 1.2 1.5 2.0

45° Horizontal Bend

KKM...

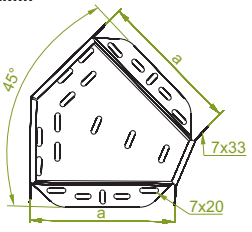

KKMJ...H100

≠ 1.0 mm

CODE	Width a mm	kg 1 pc.	Catalogue No.	qty
KKMJ100H100	100	0.37	112310	2
KKMJ150H100	150	0.49	112315	2
KKMJ200H100	200	0.71	112320	2
KKMJ300H100	300	1.23	112330	2
KKMJ400H100	400	1.77	112340	2
KKMJ500H100	500	2.28	112350	2
KKMJ600H100	600	3.03	112360	2

KKMP...H100

≠ 1.5 mm

CODE	Width a mm	kg 1 pc.	Catalogue No.	qty
KKMP100H100	100	0.56	112410	2
KKMP150H100	150	0.74	112415	2
KKMP200H100	200	1.06	112420	2
KKMP300H100	300	1.76	112430	2
KKMP400H100	400	2.66	112440	2
KKMP500H100	500	3.40	112450	2
KKMP600H100	600	4.55	112460	2

For installation use Screw Sets SGKM6x12 or SGM6x12.

KKMB...

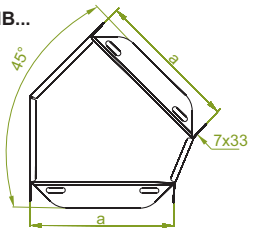

KKMBJ...H100

≠ 1.0 mm

CODE	Width a mm	kg 1 pc.	Catalogue No.	qty
KKMBJ100H100	100	0.37	116310	2
KKMBJ150H100	150	0.49	116315	2
KKMBJ200H100	200	0.71	116320	2
KKMBJ300H100	300	1.23	116330	2
KKMBJ400H100	400	1.77	116340	2
KKMBJ500H100	500	2.28	116350	2
KKMBJ600H100	600	3.03	116360	2

KKMBP...H100

≠ 1.5 mm

CODE	Width a mm	kg 1 pc.	Catalogue No.	qty
KKMBP100H100	100	0.56	116410	2
KKMBP150H100	150	0.74	116415	2
KKMBP200H100	200	1.06	116420	2
KKMBP300H100	300	1.76	116430	2
KKMBP400H100	400	2.66	116440	2
KKMBP500H100	500	3.40	116450	2
KKMBP600H100	600	4.55	116460	2

For installation use Screw Sets SGKM6x12 or SGM6x12.

APPLICATIONS
Diversions in cable routing.

MATERIAL
Steel, strip-galv. acc to the Sendzimir method to PN-EN 10346:2015-09 (SG)
Available finishes:
F - steel, hot-dip galv. to PN-EN ISO 1461:2011 (HDG)
E - stainless steel (SS), grade 1.4301 (AISI304)
L - powder coating in a full range of colours (PC) (info p. 4)

Thickn. (ga) ≠ [mm]: 0.5 0.7 1.0 1.2 1.5 2.0

45° Horizontal Bend

KKMP...

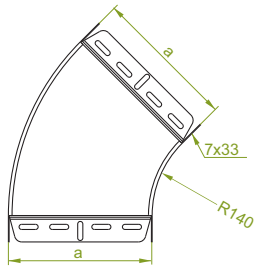

KKMPJ...H100

≠ 1.0 mm

CODE	Width a mm	kg 1 pc.	Catalogue No.	Qty
KKMPJ100H100	100	0.47	111514	2
KKMPJ150H100	150	0.60	111614	2
KKMPJ200H100	200	0.74	111714	2
KKMPJ300H100	300	1.08	111814	2
KKMPJ400H100	400	1.48	111914	2
KKMPJ500H100	500	1.95	112014	2
KKMPJ600H100	600	2.47	112114	2

KKMPP...H100

≠ 1.5 mm

CODE	Width a mm	kg 1 pc.	Catalogue No.	Qty
KKMPP100H100	100	0.70	112214	2
KKMPP150H100	150	0.90	112314	2
KKMPP200H100	200	1.12	112414	2
KKMPP300H100	300	1.62	112514	2
KKMPP400H100	400	2.23	112614	2
KKMPP500H100	500	2.92	112714	2
KKMPP600H100	600	3.70	112814	2

For installation use Screw Sets SGKM6x12 or SGM6x12.

MATERIAL
Steel, strip-galv. acc to the Sendzimir method to PN-EN 10346:2015-09 (SG)
Available finishes:
F - steel, hot-dip galv. to PN-EN ISO 1461:2011 (HDG)
E - stainless steel (SS), grade 1.4301 (AISI304)
L - powder coating in a full range of colours (PC) (info p. 4)

APPLICATIONS
Diversions in cable routing.

Application example of KKMPJ...

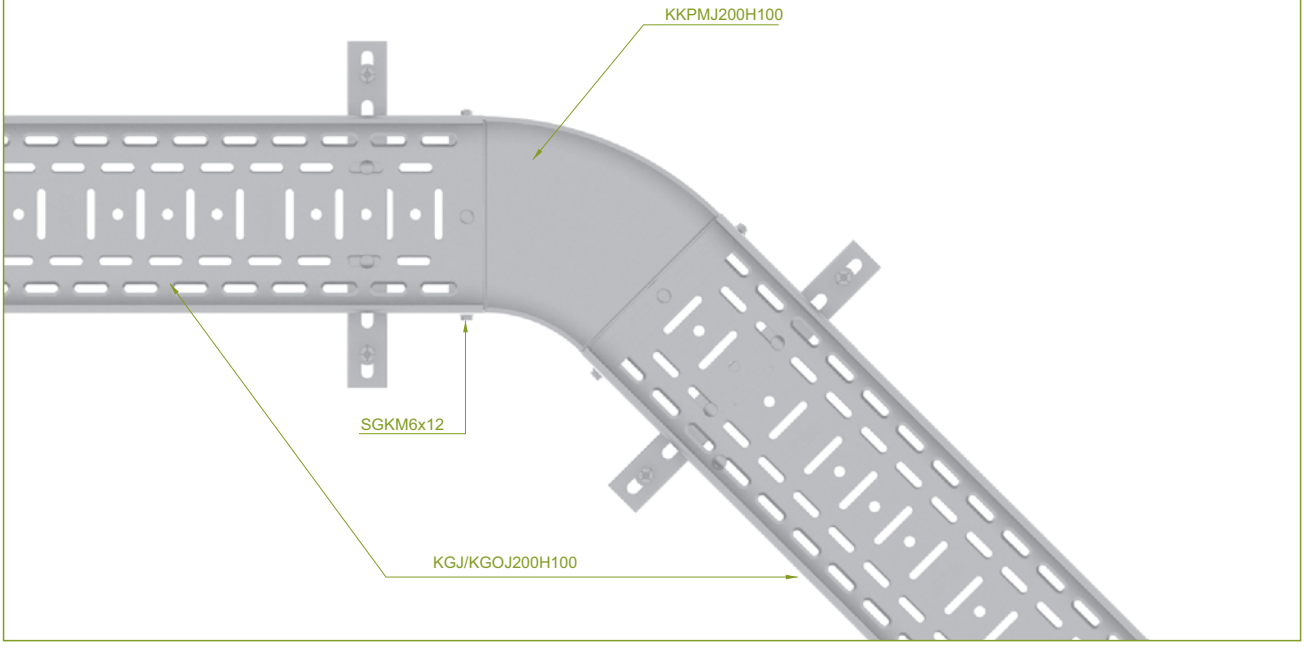

Thickn. (ga) ≠ [mm]: 0.5 0.7 1.0 1.2 1.5 2.0

Horizontal Tee

TK...

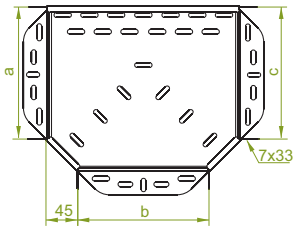

TKJ...H100

≠ 1.0 mm

CODE	Width a=b=c mm	kg 1 pc.	Catalogue No.	qty
TKJ100H100	100	0.61	112510	2
TKJ150H100	150	0.74	112515	2
TKJ200H100	200	1.06	112520	2
TKJ300H100	300	1.76	112530	2
TKJ400H100	400	2.63	112540	2
TKJ500H100	500	3.36	112550	2
TKJ600H100	600	4.50	112560	2



TKP...H100

≠ 1.5 mm

CODE	Width a=b=c mm	kg 1 pc.	Catalogue No.	qty
TKP100H100	100	0.92	112610	2
TKP150H100	150	1.12	112615	2
TKP200H100	200	1.60	112620	2
TKP300H100	300	2.65	112630	2
TKP400H100	400	3.95	112640	2
TKP500H100	500	5.05	112650	2
TKP600H100	600	6.75	112660	2

For installation use Screw Sets SGKM6x12 or SGM6x12.
In case of special orders please specify dimensions a, b and c.

TKB...

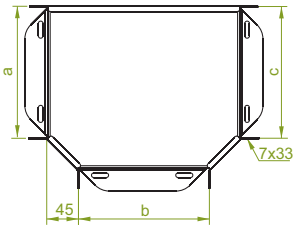

TKBJ...H100

≠ 1.0 mm

CODE	Width a=b=c mm	kg 1 pc.	Catalogue No.	qty
TKBJ100H100	100	0.61	116510	2
TKBJ150H100	150	0.74	116515	2
TKBJ200H100	200	1.06	116520	2
TKBJ300H100	300	1.76	116530	2
TKBJ400H100	400	2.63	116540	2
TKBJ500H100	500	3.36	116550	2
TKBJ600H100	600	4.50	116560	2



TKBP...H100

≠ 1.5 mm

CODE	Width a=b=c mm	kg 1 pc.	Catalogue No.	qty
TKBP100H100	100	0.92	116610	2
TKBP150H100	150	1.12	116615	2
TKBP200H100	200	1.60	116620	2
TKBP300H100	300	2.65	116630	2
TKBP400H100	400	3.95	116640	2
TKBP500H100	500	5.05	116650	2
TKBP600H100	600	6.75	116660	2

For installation use Screw Sets SGKM6x12 or SGM6x12.
In case of special orders please specify dimensions a, b and c.

APPLICATIONS
Branching out cable routes.

MATERIAL
Steel, strip-galv. acc to the Sendzimir method to PN-EN 10346:2015-09 (SG)
Available finishes:
F - steel, hot-dip galv. to PN-EN ISO 1461:2011 (HDG)
E - stainless steel (SS), grade 1.4301 (AISI304)
L - powder coating in a full range of colours (PC) (info p. 4)

Thickn. (ga) ≠ [mm]: 0.5 0.7 1.0 1.2 1.5 2.0

Horizontal Tee

TKP...

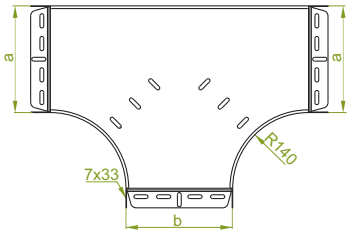

TKPJ...H100

≠ 1.0 mm

CODE	Width a=b mm	kg 1 pc.	Catalogue No.	qty
TKPJ100H100	100	1.29	112914	2
TKPJ150H100	150	1.62	113014	2
TKPJ200H100	200	1.98	113114	2
TKPJ300H100	300	2.84	113214	2
TKPJ400H100	400	3.85	113314	2
TKPJ500H100	500	5.01	113414	2
TKPJ600H100	600	6.34	113514	2



TKPP...H100

≠ 1.5 mm

CODE	Width a=b mm	kg 1 pc.	Catalogue No.	qty
TKPP100H100	100	1.93	113614	2
TKPP150H100	150	2.42	113714	2
TKPP200H100	200	2.98	113814	2
TKPP300H100	300	4.26	113914	2
TKPP400H100	400	5.77	114014	2
TKPP500H100	500	7.52	114114	2
TKPP600H100	600	9,51	114214	2

For installation use Screw Sets SGKM6x12 or SGM6x12.
In case of special orders please specify dimensions a and b.

MATERIAL
Steel, strip-galv. acc to the Sendzimir method to PN-EN 10346:2015-09 (SG)
Available finishes:
F - steel, hot-dip galv. to PN-EN ISO 1461:2011 (HDG)
E - stainless steel (SS), grade 1.4301 (AISI304)
L - powder coating in a full range of colours (PC) (info p. 4)

APPLICATIONS
Branching out cable routes.

Application example of TKPJ...

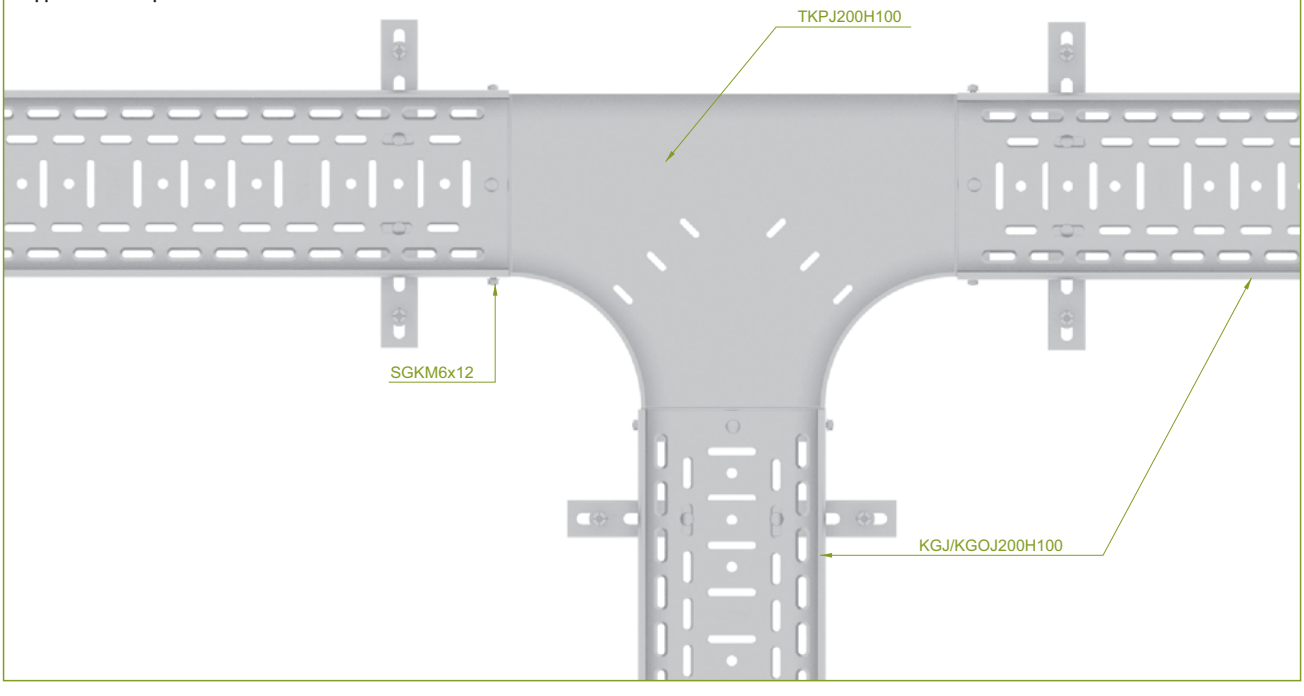

Thickn. (ga) ≠ [mm]: 0.5 0.7 1.0 1.2 1.5 2.0

Horizontal Cross-over

CZK...

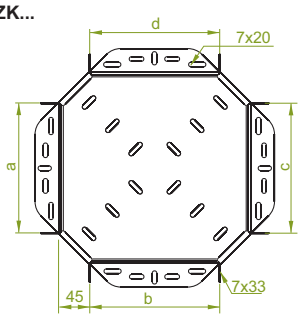

CZKJ...H100

≠ 1.0 mm

CODE	Width a=b=c=d mm	kg 1 pc.	Catalogue No.	qty
CZKJ100H100	100	0.72	112710	2
CZKJ150H100	150	1.12	112715	2
CZKJ200H100	200	1.35	112720	2
CZKJ300H100	300	1.78	112730	2
CZKJ400H100	400	2.64	112740	2
CZKJ500H100	500	3.50	112750	2
CZKJ600H100	600	4.65	112760	2

CZKP...H100

≠ 1.5 mm

CODE	Width a=b=c=d mm	kg 1 pc.	Catalogue No.	qty
CZKP100H100	100	0.97	112810	2
CZKP150H100	150	1.19	112815	2
CZKP200H100	200	1.70	112820	2
CZKP300H100	300	2.70	112830	2
CZKP400H100	400	4.08	112840	2
CZKP500H100	500	5.25	112850	2
CZKP600H100	600	7.03	112860	2

For installation use Screw Sets SGKM6x12 or SGM6x12.
In case of special orders please specify dimensions a, b, c and d.

CZKB...

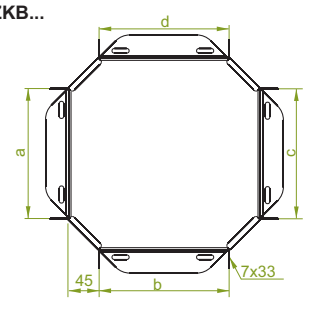

CZKBJ...H100

≠ 1.0 mm

CODE	Width a=b=c=d mm	kg 1 pc.	Catalogue No.	qty
CZKBJ100H100	100	0.72	116710	2
CZKBJ150H100	150	1.12	116715	2
CZKBJ200H100	200	1.35	116720	2
CZKBJ300H100	300	1.78	116730	2
CZKBJ400H100	400	2.64	116740	2
CZKBJ500H100	500	3.50	116750	2
CZKBJ600H100	600	4.65	116760	2



CZKBP...H100

≠ 1.5 mm

CODE	Width a=b=c=d mm	kg 1 pc.	Catalogue No.	qty
CZKBP100H100	100	0.97	116810	2
CZKBP150H100	150	1.19	116815	2
CZKBP200H100	200	1.70	116820	2
CZKBP300H100	300	2.70	116830	2
CZKBP400H100	400	4.08	116840	2
CZKBP500H100	500	5.25	116850	2
CZKBP600H100	600	7.03	116860	2

For installation use Screw Sets SGKM6x12 or SGM6x12.
In case of special orders please specify dimensions a, b, c and d.

APPLICATIONS
Branching out cable routes.

MATERIAL
Steel, strip-galv. acc to the Sendzimir method to PN-EN 10346:2015-09 (SG)
Available finishes:
F - steel, hot-dip galv. to PN-EN ISO 1461:2011 (HDG)
E - stainless steel (SS), grade 1.4301 (AISI304)
L - powder coating in a full range of colours (PC) (info p. 4)

Thickn. (ga) ≠ [mm]: 0.5 0.7 1.0 1.2 1.5 2.0

Horizontal Cross-over

CZKP...

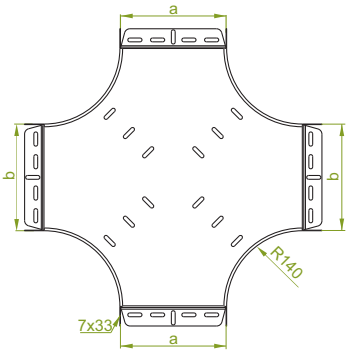

CZKPJ...H100

≠ 1.0 mm

CODE	Width a=b mm	kg 1 pc.	Catalogue No.	qty
CZKPJ100H100	100	1.57	114314	2
CZKPJ150H100	150	1.92	114414	2
CZKPJ200H100	200	2.32	114514	2
CZKPJ300H100	300	3.22	114614	2
CZKPJ400H100	400	4.28	114714	2
CZKPJ500H100	500	5.50	114814	2
CZKPJ600H100	600	6.87	114914	2



CZKPP...H100

≠ 1.5 mm

CODE	Width a=b mm	kg 1 pc.	Catalogue No.	qty
CZKPP100H100	100	2.35	115014	2
CZKPP150H100	150	2.88	115114	2
CZKPP200H100	200	3.47	115214	2
CZKPP300H100	300	4.83	115314	2
CZKPP400H100	400	6.42	115414	2
CZKPP500H100	500	8.25	115514	2
CZKPP600H100	600	10.31	115614	2

For installation use Screw Sets SGKM6x12 or SGM6x12.
In case of special orders please specify dimensions a and b.

MATERIAL
Steel, strip-galv. acc to the Sendzimir method to PN-EN 10346:2015-09 (SG)
Available finishes:
F - steel, hot-dip galv. to PN-EN ISO 1461:2011 (HDG)
E - stainless steel (SS), grade 1.4301 (AISI304)
L - powder coating in a full range of colours (PC) (info p. 4)

APPLICATIONS
Branching out cable routes.

Przykład zastosowania czwórnika CZKPJ...

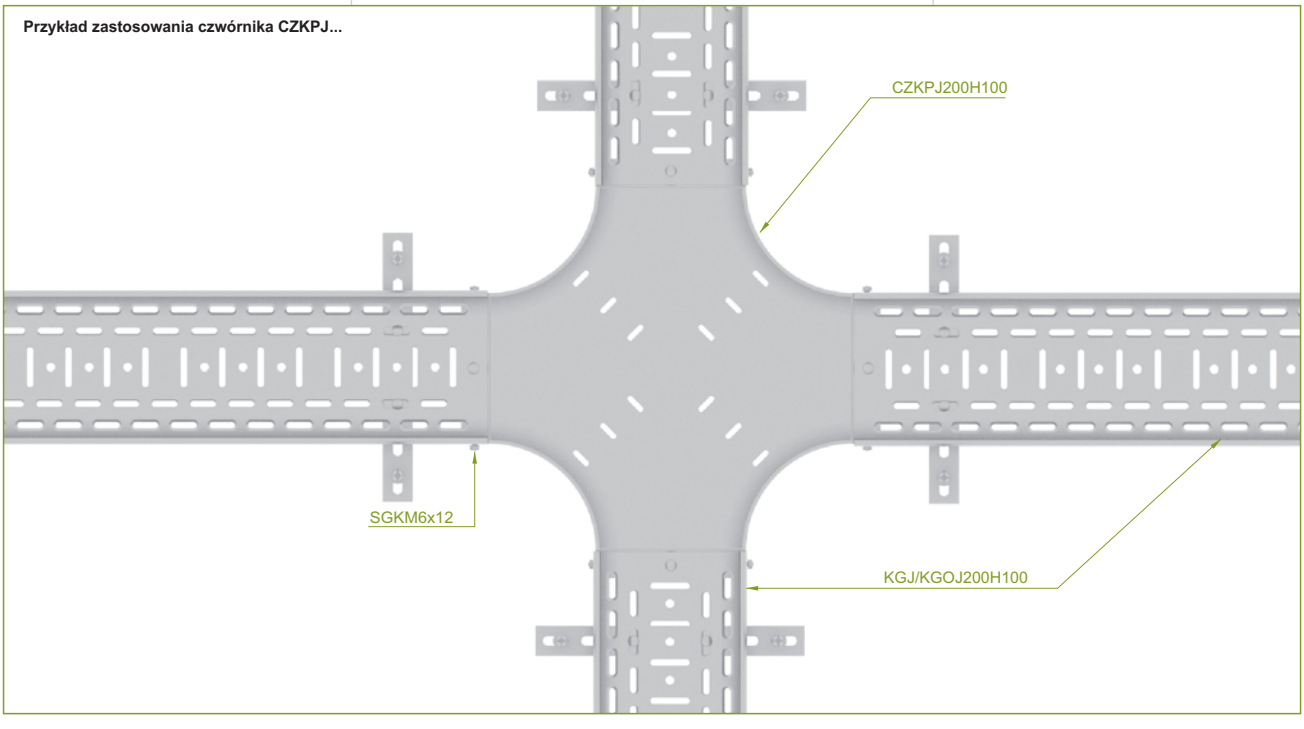

Thickn. (ga) ≠ [mm]: 0.5 0.7 1.0 1.2 1.5 2.0

Add-on Tee

TKD...

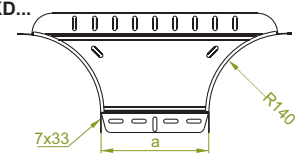

TKDJ...H100

≠ 1.0 mm

CODE	Width a mm	kg 1 pc.	Catalogue No.	qty
TKDJ100H100	100	0.54	112001	2
TKDJ150H100	150	0.61	112101	2
TKDJ200H100	200	0.68	112201	2
TKDJ300H100	300	0.82	112301	2
TKDJ400H100	400	0.96	112401	2
TKDJ500H100	500	1.10	112501	2
TKDJ600H100	600	1.24	112601	2

TKDP...H100

≠ 1.5 mm

CODE	Width a mm	kg 1 pc.	Catalogue No.	qty
TKDP100H100	100	0.81	112002	2
TKDP150H100	150	0.91	112102	2
TKDP200H100	200	1.02	112202	2
TKDP300H100	300	1.23	112302	2
TKDP400H100	400	1.44	112402	2
TKDP500H100	500	1.65	112502	2
TKDP600H100	600	1.86	112602	2

For installation use Screw Sets SGKM6x12 or SGM6x12.



Corner Connector

LRP...

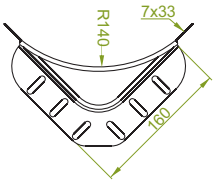

LRPJH100

≠ 1.0 mm

CODE	Height H mm	kg 1 pc.	Catalogue No.	qty
LRPJH100	100	0.28	114000	20

LRPPH100

≠ 1.5 mm

CODE	Height H mm	kg 1 pc.	Catalogue No.	qty
LRPPH100	100	0.46	114001	20

For installation use Screw Sets SGKM6x12 or SGM6x12.

LRJH100

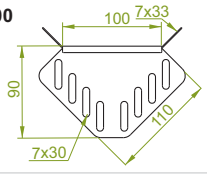

LRJH100

≠ 1.0 mm

CODE	Height H mm	kg 1 pc.	Catalogue No.	qty
LRJH100	100	0.12	113000	20

For installation use Screw Sets SGKM6x12 or SGM6x12.

LRBJH100

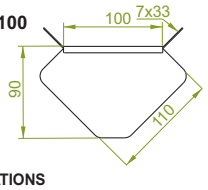

LRBJH100

≠ 1.0 mm

CODE	Height H mm	kg 1 pc.	Catalogue No.	qty
LRBJH100	100	0.12	113100	20

For installation use Screw Sets SGKM6x12 or SGM6x12.

APPLICATIONS
Branching out cable routes.

Angle Reducer

RKJ...

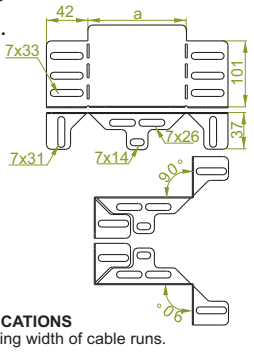

RKJ...H100

≠ 1.0 mm

CODE	Width a mm	kg 1 szt	Catalogue No.	qty
RKJ50H100	50	0.10	112003	10
RKJ100H100	100	0.15	112103	10
RKJ150H100	150	0.21	112203	10
RKJ200H100	200	0.27	112303	10

For installation use Screw Sets SGKM6x12 or SGM6x12

By selection of apropriate element we can reduce width of the cable tray by 50, 100, 150 or 200mm. For example by attaching RKJ200H100 to 300mm wide cable tray, we can transfer it to 100mm wide. Angle Reducer can be used with all types of BAKS cable trays



APPLICATIONS
Reducing width of cable runs.

MATERIAL
Steel, strip-galv. acc to the Sendzimir method to PN-EN 10346:2015-09 (SG)
Available finishes:
F - steel, hot-dip galv. to PN-EN ISO 1461:2011 (HDG)
E - stainless steel (SS), grade 1.4301 (AISI304)
L - powder coating in a full range of colours (PC) (info p. 4)

Application example of TKDJ.

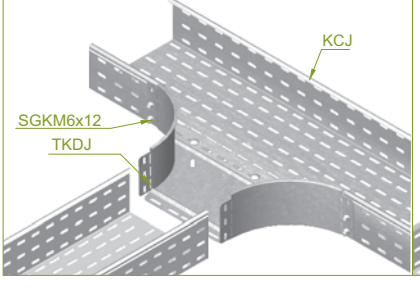

Application example of LRPJH100.

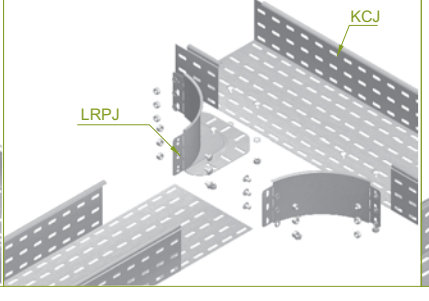

Application example of RKJ...H100

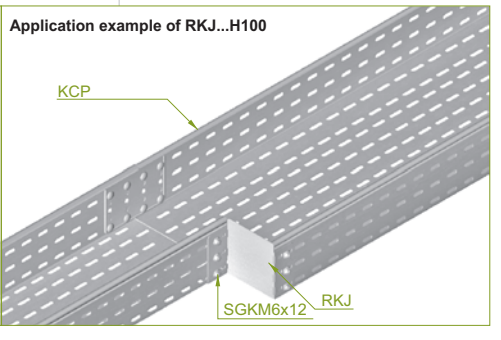

Thickn. (ga) ≠ [mm]: 0.5 0.7 1.0 1.2 1.5 2.0

Left Reducer

RKL...

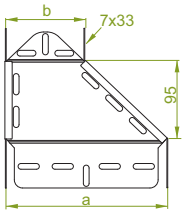

RKLJ...H100

≠ 1.0 mm

CODE	Width a mm	Width b mm	kg 1 pc.	Catalogue No.	qty
RKLJ150/100H100	150	100	0.28	114915	2
RKLJ200/100H100	200	100	0.34	114920	2
RKLJ200/150H100	200	150	0.36	115020	2
RKLJ300/200H100	300	200	0.40	114930	2
RKLJ400/300H100	400	300	0.47	114940	2
RKLJ500/400H100	500	400	0.55	114950	2
RKLJ600/500H100	600	500	0.63	114960	2

RKLP...H100

≠ 1.5 mm

CODE	Width a mm	Width b mm	kg 1 pc.	Catalogue No.	qty
RKLP150/100H100	150	100	0.43	115015	2
RKLP200/100H100	200	100	0.49	115120	2
RKLP200/150H100	200	150	0.51	115220	2
RKLP300/200H100	300	200	0.58	115130	2
RKLP400/300H100	400	300	0.71	115040	2
RKLP500/400H100	500	400	0.83	115050	2
RKLP600/500H100	600	500	0.94	115060	2

For installation use Screw Sets SGKM6x12 or SGM6x12.

Right Reducer

RKP...

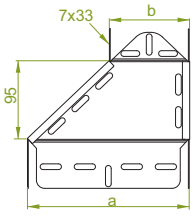

RKPJ...H100

≠ 1.0 mm

CODE	Width a mm	Width b mm	kg 1 pc.	Catalogue No.	qty
RKPJ150/100H100	150	100	0.28	115115	2
RKPJ200/100H100	200	100	0.34	115320	2
RKPJ200/150H100	200	150	0.36	115420	2
RKPJ300/200H100	300	200	0.40	115330	2
RKPJ400/300H100	400	300	0.47	115140	2
RKPJ500/400H100	500	400	0.55	115150	2
RKPJ600/500H100	600	500	0.63	115160	2

RKPP...H100

≠ 1.5 mm

CODE	Width a mm	Width b mm	kg 1 pc.	Catalogue No.	qty
RKPP150/100H100	150	100	0.43	115215	2
RKPP200/100H100	200	100	0.49	115520	2
RKPP200/150H100	200	150	0.51	115620	2
RKPP300/200H100	300	200	0.58	115530	2
RKPP400/300H100	400	300	0.71	115240	2
RKPP500/400H100	500	400	0.83	115250	2
RKPP600/500H100	600	500	0.94	115260	2

For installation use Screw Sets SGKM6x12 or SGM6x12.
In case of special orders please specify dimensions a and b.

Straight Reducer

RKS...

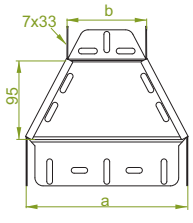

RKSJ...H100

≠ 1.0 mm

CODE	Width a mm	Width b mm	kg 1 pc.	Catalogue No.	qty
RKSJ150/100H100	150	100	0.28	115315	2
RKSJ200/100H100	200	100	0.34	115720	2
RKSJ200/150H100	200	150	0.36	115820	2
RKSJ300/200H100	300	200	0.40	115730	2
RKSJ400/300H100	400	300	0.47	115340	2
RKSJ500/400H100	500	400	0.55	115350	2
RKSJ600/500H100	600	500	0.63	115360	2

RKSP...H100

≠ 1.5 mm

CODE	Width a mm	Width b mm	kg 1 pc.	Catalogue No.	qty
RKSP150/100H100	150	100	0.43	115415	2
RKSP200/100H100	200	100	0.49	115920	2
RKSP200/150H100	200	150	0.51	116020	2
RKSP300/200H100	300	200	0.58	115930	2
RKSP400/300H100	400	300	0.71	115440	2
RKSP500/400H100	500	400	0.83	115450	2
RKSP600/500H100	600	500	0.94	115460	2

For installation use Screw Sets SGKM6x12 or SGM6x12.
In case of special orders please specify dimensions a and b.

APPLICATIONS
Reducing/extending width of cable runs.

MATERIAL
Steel, strip-galv. acc to the Sendzimir method to PN-EN 10346:2015-09 (SG)
Available finishes:
F - steel, hot-dip galv. to PN-EN ISO 1461:2011 (HDG)
E - stainless steel (SS), grade 1.4301 (AISI304)
L - powder coating in a full range of colours (PC) (info p. 4)

Thickn. (ga) ≠ [mm]: 0.5 | 0.7 | 1.0 | 1.2 | 1.5 | 2.0

Left Reducer

RKLB...

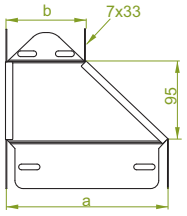

RKLBJ...H100

≠ 1.0 mm

CODE	Width a mm	Width b mm	kg 1 pc.	Catalogue No.	qty
RKLBJ150/100H100	150	100	0.28	118915	2
RKLBJ200/100H100	200	100	0.34	118920	2
RKLBJ200/150H100	200	150	0.36	119020	2
RKLBJ300/200H100	300	200	0.40	118930	2
RKLBJ400/300H100	400	300	0.47	118940	2
RKLBJ500/400H100	500	400	0.55	118950	2
RKLBJ600/500H100	600	500	0.63	118960	2

RKLBP...H100

≠ 1.5 mm

CODE	Width a mm	Width b mm	kg 1 pc.	Catalogue No.	qty
RKLBP150/100H100	150	100	0.43	119015	2
RKLBP200/100H100	200	100	0.49	119120	2
RKLBP200/150H100	200	150	0.51	119220	2
RKLBP300/200H100	300	200	0.58	119130	2
RKLBP400/300H100	400	300	0.71	119040	2
RKLBP500/400H100	500	400	0.83	119050	2
RKLBP600/500H100	600	500	0.94	119060	2

For installation use Screw Sets SGKM6x12 or SGM6x12.
In case of special orders please specify dimensions a and b.

Right Reducer

RKPB...

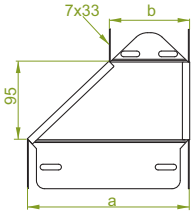

RKPBJ...H100

≠ 1.0 mm

CODE	Width a mm	Width b mm	kg 1 pc.	Catalogue No.	qty
RKPBJ150/100H100	150	100	0.28	119115	2
RKPBJ200/100H100	200	100	0.34	119320	2
RKPBJ200/150H100	200	150	0.36	119420	2
RKPBJ300/200H100	300	200	0.40	119330	2
RKPBJ400/300H100	400	300	0.47	119140	2
RKPBJ500/400H100	500	400	0.55	119150	2
RKPBJ600/500H100	600	500	0.63	119160	2

RKPBP...H100

≠ 1.5 mm

CODE	Width a mm	Width b mm	kg 1 pc.	Catalogue No.	qty
RKPBP150/100H100	150	100	0.43	119215	2
RKPBP200/100H100	200	100	0.49	119520	2
RKPBP200/150H100	200	150	0.51	119620	2
RKPBP300/200H100	300	200	0.58	119530	2
RKPBP400/300H100	400	300	0.71	119240	2
RKPBP500/400H100	500	400	0.83	119250	2
RKPBP600/500H100	600	500	0.94	119260	2

For installation use Screw Sets SGKM6x12 or SGM6x12.
In case of special orders please specify dimensions a and b.

Straight Reducer

RKSB...

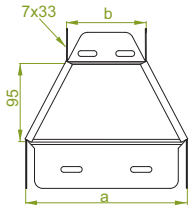

RKSBJ...H100

≠ 1.0 mm

CODE	Width a mm	Width b mm	kg 1 pc.	Catalogue No.	qty
RKSBJ150/100H100	150	100	0.28	119315	2
RKSBJ200/100H100	200	100	0.34	119720	2
RKSBJ200/150H100	200	150	0.36	119820	2
RKSBJ300/200H100	300	200	0.40	119730	2
RKSBJ400/300H100	400	300	0.47	119340	2
RKSBJ500/400H100	500	400	0.55	119350	2
RKSBJ600/500H100	600	500	0.63	119360	2

RKSBP...H100

≠ 1.5 mm

CODE	Width a mm	Width b mm	kg 1 pc.	Catalogue No.	qty
RKSBP150/100H100	150	100	0.43	119415	2
RKSBP200/100H100	200	100	0.49	119920	2
RKSBP200/150H100	200	150	0.51	110020	2
RKSBP300/200H100	300	200	0.58	119930	2
RKSBP400/300H100	400	300	0.71	119440	2
RKSBP500/400H100	500	400	0.83	119450	2
RKSBP600/500H100	600	500	0.94	119460	2

For installation use Screw Sets SGKM6x12 or SGM6x12.
In case of special orders please specify dimensions a and b.

APPLICATIONS
Reducing/extending width of cable runs.

MATERIAL
Steel, strip-galv. acc to the Sendzimir method to PN-EN 10346:2015-09 (SG)
Available finishes:
F - steel, hot-dip galv. to PN-EN ISO 1461:2011 (HDG)
E - stainless steel (SS), grade 1.4301 (AISI304)
L - powder coating in a full range of colours (PC) (info p. 4)

Thickn. (ga) ≠ [mm]: 0.5 | 0.7 | 1.0 | 1.2 | 1.5 | 2.0

Horizontal Bypass

OPZ...

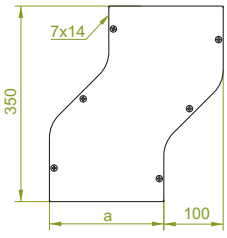

OPZJ...H100

≠ 1.0 mm

CODE	Width a mm	kg 1 pc.	Catalogue No.	qty
OPZJ100H100	100	1.08	113710	1
OPZJ150H100	150	1.34	113715	1
OPZJ200H100	200	1.60	113720	1
OPZJ300H100	300	2.14	113730	1
OPZJ400H100	400	2.66	113740	1
OPZJ500H100	500	3.40	113750	1
OPZJ600H100	600	3.74	113760	1

OPZP...H100

≠ 1.5 mm

CODE	Width a mm	kg 1 pc.	Catalogue No.	qty
OPZP100H100	100	1.62	113810	1
OPZP150H100	150	2.00	113815	1
OPZP200H100	200	2.38	113820	1
OPZP300H100	300	3.32	113830	1
OPZP400H100	400	3.96	113840	1
OPZP500H100	500	5.08	113850	1
OPZP600H100	600	5.60	113860	1



OPZB...

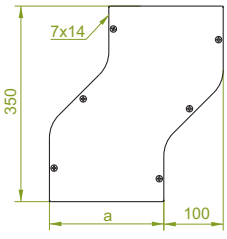

OPZBJ...H100

≠ 1.0 mm

CODE	Width a mm	kg 1 pc.	Catalogue No.	qty
OPZBJ100H100	100	1.08	117710	1
OPZBJ150H100	150	1.34	117715	1
OPZBJ200H100	200	1.60	117720	1
OPZBJ300H100	300	2.14	117730	1
OPZBJ400H100	400	2.66	117740	1
OPZBJ500H100	500	3.40	117750	1
OPZBJ600H100	600	3.74	117760	1

OPZBP...H100

≠ 1.5 mm

CODE	Width a mm	kg 1 pc.	Catalogue No.	qty
OPZBP100H100	100	1.62	117810	1
OPZBP150H100	150	2.00	117815	1
OPZBP200H100	200	2.38	117820	1
OPZBP300H100	300	3.32	117830	1
OPZBP400H100	400	3.96	117840	1
OPZBP500H100	500	5.08	117850	1
OPZBP600H100	600	5.60	117860	1

For the assembly use Screw Sets SGKM6x12 or SGM6x12 and Connectors LPLH100 or LPPH100. Can be used as a left or right bypass



Vertical Bypass

OPN...

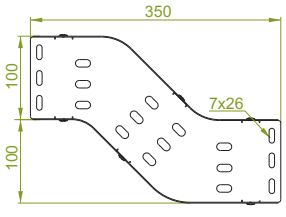

OPNJ...H100

≠ 1.0 mm

CODE	Width a mm	kg 1 pc.	Catalogue No.	qty
OPNJ100H100	100	1.08	113910	1
OPNJ150H100	150	1.34	113915	1
OPNJ200H100	200	1.60	113920	1
OPNJ300H100	300	2.14	113930	1
OPNJ400H100	400	2.66	113940	1
OPNJ500H100	500	3.40	113950	1
OPNJ600H100	600	3.74	113960	1

OPNP...H100

≠ 1.5 mm

CODE	Width a mm	kg 1 pc.	Catalogue No.	qty
OPNP100H100	100	1.62	114010	1
OPNP150H100	150	2.00	114015	1
OPNP200H100	200	2.38	114020	1
OPNP300H100	300	3.32	114030	1
OPNP400H100	400	3.96	114040	1
OPNP500H100	500	5.08	114050	1
OPNP600H100	600	5.60	114060	1



OPNB...

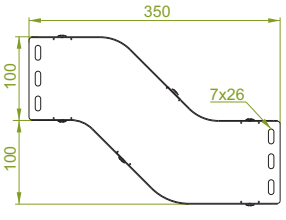

OPNBJ...H100

≠ 1.0 mm

CODE	Width a mm	kg 1 pc.	Catalogue No.	qty
OPNBJ100H100	100	1.08	117910	1
OPNBJ150H100	150	1.34	117915	1
OPNBJ200H100	200	1.60	117920	1
OPNBJ300H100	300	2.14	117930	1
OPNBJ400H100	400	2.66	117940	1
OPNBJ500H100	500	3.40	117950	1
OPNBJ600H100	600	3.74	117960	1

OPNBP...H100

≠ 1.5 mm

CODE	Width a mm	kg 1 pc.	Catalogue No.	qty
OPNBP100H100	100	1.62	118010	1
OPNBP150H100	150	2.00	118015	1
OPNBP200H100	200	2.38	118020	1
OPNBP300H100	300	3.32	118030	1
OPNBP400H100	400	3.96	118040	1
OPNBP500H100	500	5.08	118050	1
OPNBP600H100	600	5.60	118060	1

For the assembly use Screw Sets SGKM6x12 or SGM6x12 and Connectors LPLH100 or LPPH100. Can be used as an upper or bottom bypass



APPLICATIONS
Bypassing mechanical obstacles in cable routing.

MATERIAL
Steel, strip-galv. acc to the Sendzimir method to PN-EN 10346:2015-09 (SG)
Available finishes:
F - steel, hot-dip galv. to PN-EN ISO 1461:2011 (HDG)
E - stainless steel (SS), grade 1.4301 (AISI304)
L - powder coating in a full range of colours (PC) (info p. 4)

Thickn. (ga) ≠ [mm]: 0.5 | 0.7 | 1.0 | 1.2 | 1.5 | 2.0

90° Vertical Bend

LU...

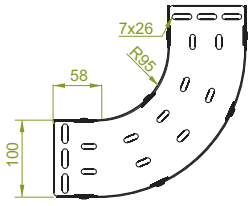

LUJ...H100

≠ 1.0 mm

CODE	Width a mm	kg 1 pc.	Catalogue No.	qty
LUJ100H100	100	1.54	112910	2
LUJ150H100	150	1.89	112915	2
LUJ200H100	200	2.24	112920	2
LUJ300H100	300	2.93	112930	2
LUJ400H100	400	3.63	112940	2
LUJ500H100	500	4.31	112950	2
LUJ600H100	600	5.01	112960	2



LUP...H100

≠ 1.5 mm

CODE	Width a mm	kg 1 pc.	Catalogue No.	qty
LUP100H100	100	2.31	113010	2
LUP150H100	150	2.82	113015	2
LUP200H100	200	3.36	113020	2
LUP300H100	300	4.39	113030	2
LUP400H100	400	5.44	113040	2
LUP500H100	500	6.45	113050	2
LUP600H100	600	7.50	113060	2

For the assembly use Screw Sets SGKM6x12 or SGM6x12 and Connectors LPLH100 or LPPH100. Can be used as an external or internal bend

LUB...

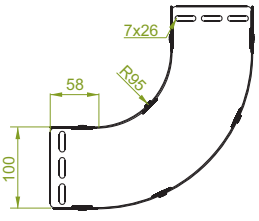

LUBJ...H100

≠ 1.0 mm

CODE	Width a mm	kg 1 pc.	Catalogue No.	qty
LUBJ100H100	100	1.54	116910	2
LUBJ150H100	150	1.89	116915	2
LUBJ200H100	200	2.24	116920	2
LUBJ300H100	300	2.93	116930	2
LUBJ400H100	400	3.63	116940	2
LUBJ500H100	500	4.31	116950	2
LUBJ600H100	600	5.01	116960	2



LUBP...H100

≠ 1.5 mm

CODE	Width a mm	kg 1 pc.	Catalogue No.	qty
LUBP100H100	100	2.31	117010	2
LUBP150H100	150	2.82	117015	2
LUBP200H100	200	3.36	117020	2
LUBP300H100	300	4.39	117030	2
LUBP400H100	400	5.44	117040	2
LUBP500H100	500	6.45	117050	2
LUBP600H100	600	7.50	117060	2

For the assembly use Screw Sets SGKM6x12 or SGM6x12 and Connectors LPLH100 or LPPH100. Can be used as an external or internal bend

LUP...

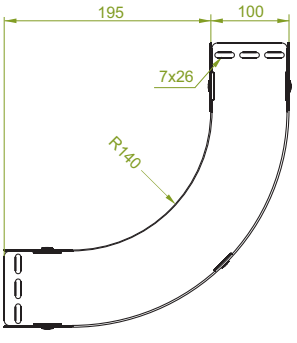

LUPJ...H100

≠ 1.0 mm

CODE	Width a mm	kg 1 pc.	Catalogue No.	qty
LUPJ100H100	100	1.69	115714	1
LUPJ150H100	150	2.08	115814	1
LUPJ200H100	200	2.47	115914	1
LUPJ300H100	300	3.22	116014	1
LUPJ400H100	400	4.00	116114	1
LUPJ500H100	500	4.74	116214	1
LUPJ600H100	600	5.51	116314	1

LUPP...H100

≠ 1.5 mm

CODE	Width a mm	kg 1 pc.	Catalogue No.	qty
LUPP100H100	100	2.52	116414	1
LUPP150H100	150	3.12	116514	1
LUPP200H100	200	3.70	116614	1
LUPP300H100	300	4.83	116714	1
LUPP400H100	400	6.00	116814	1
LUPP500H100	500	7.11	116914	1
LUPP600H100	600	8.26	117014	1

For the assembly use Screw Sets SGKM6x12 or SGM6x12 and Connectors LPLH100 or LPPH100. Can be used as an external or internal bend

APPLICATIONS
Diversions in cable routing.

MATERIAL
Steel, strip-galv. acc to the Sendzimir method to PN-EN 10346:2015-09 (SG)
Available finishes:
F - steel, hot-dip galv. to PN-EN ISO 1461:2011 (HDG)
E - stainless steel (SS), grade 1.4301 (AISI304)
L - powder coating in a full range of colours (PC) (info p. 4)

Thickn. (ga) ≠ [mm]: 0.5 0.7 1.0 1.2 1.5 2.0

45° Vertical Bend

LUM...

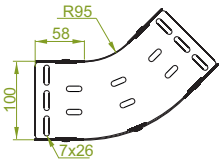

LUMJ...H100

≠ 1.0 mm

CODE	Width a mm	kg 1 pc.	Catalogue No.	qty
LUMJ100H100	100	1.07	113110	2
LUMJ150H100	150	1.31	113115	2
LUMJ200H100	200	1.56	113120	2
LUMJ300H100	300	2.04	113130	2
LUMJ400H100	400	2.53	113140	2
LUMJ500H100	500	3.01	113150	2
LUMJ600H100	600	3.49	113160	2



LUMP...H100

≠ 1.5 mm

CODE	Width a mm	kg 1 pc.	Catalogue No.	qty
LUMP100H100	100	1.61	113210	2
LUMP150H100	150	1.97	113215	2
LUMP200H100	200	2.34	113220	2
LUMP300H100	300	3.07	113230	2
LUMP400H100	400	3.80	113240	2
LUMP500H100	500	4.50	113250	2
LUMP600H100	600	5.24	113260	2

For the assembly use Screw Sets SGKM6x12 or SGM6x12 and Connectors LPLH100 or LPPH100. Can be used as an external or internal bend

LUMB...

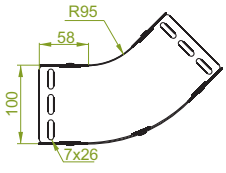

LUMBJ...H100

≠ 1.0 mm

CODE	Width a mm	kg 1 pc.	Catalogue No.	qty
LUMBJ100H100	100	1.07	117110	2
LUMBJ150H100	150	1.31	117115	2
LUMBJ200H100	200	1.56	117120	2
LUMBJ300H100	300	2.04	117130	2
LUMBJ400H100	400	2.53	117140	2
LUMBJ500H100	500	3.01	117150	2
LUMBJ600H100	600	3.49	117160	2



LUMBP...H100

≠ 1.5 mm

CODE	Width a mm	kg 1 pc.	Catalogue No.	qty
LUMBP100H100	100	1.61	117210	2
LUMBP150H100	150	1.97	117215	2
LUMBP200H100	200	2.34	117220	2
LUMBP300H100	300	3.07	117230	2
LUMBP400H100	400	3.80	117240	2
LUMBP500H100	500	4.50	117250	2
LUMBP600H100	600	5.24	117260	2

For the assembly use Screw Sets SGKM6x12 or SGM6x12 and Connectors LPLH100 or LPPH100. Can be used as an external or internal bend

LUMP...

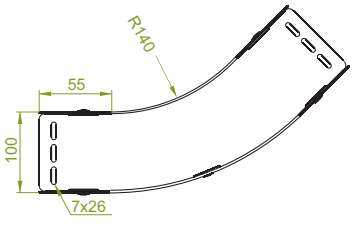

LUMPJ...H100

≠ 1.0 mm

CODE	Width a mm	kg 1 pc.	Catalogue No.	qty
LUMPJ100H100	100	1.18	117114	1
LUMPJ150H100	150	1.44	117214	1
LUMPJ200H100	200	1.72	117314	1
LUMPJ300H100	300	2.25	117414	1
LUMPJ400H100	400	2.78	117514	1
LUMPJ500H100	500	3.31	117614	1
LUMPJ600H100	600	3.84	117714	1



LUMPP...H100

≠ 1.5 mm

CODE	Width a mm	kg 1 pc.	Catalogue No.	qty
LUMPP100H100	100	1.77	117814	1
LUMPP150H100	150	2.16	117914	1
LUMPP200H100	200	2.58	118014	1
LUMPP300H100	300	3.37	118114	1
LUMPP400H100	400	4.17	118214	1
LUMPP500H100	500	4.96	118314	1
LUMPP600H100	600	5.76	118414	1

For the assembly use Screw Sets SGKM6x12 or SGM6x12 and Connectors LPLH100 or LPPH100. Can be used as an external or internal bend

APPLICATIONS
Diversions in cable routing.

MATERIAL
Steel, strip-galv. acc to the Sendzimir method to PN-EN 10346:2015-09 (SG)
Available finishes:
F - steel, hot-dip galv. to PN-EN ISO 1461:2011 (HDG)
E - stainless steel (SS), grade 1.4301 (AISI304)
L - powder coating in a full range of colours (PC) (info p. 4)

Thickn. (ga) ≠ [mm]: 0.5 | 0.7 | 1.0 | 1.2 | 1.5 | 2.0

Adjustable Vertical Bend

LL...

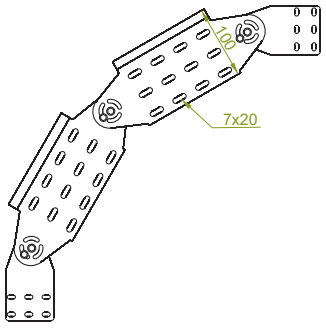

LLJ...H100

≠ 1.0 mm

CODE	Width a mm	kg 1 szt	Catalogue No.	Qty
LLJ100H100	100	1.88	113310	1
LLJ150H100	150	2.06	113315	1
LLJ200H100	200	2.22	113320	1
LLJ300H100	300	2.56	113330	1
LLJ400H100	400	2.88	113340	1
LLJ500H100	500	3.22	113350	1
LLJ600H100	600	3.54	113360	1

LLP...H100

≠ 1.5 mm

CODE	Width a mm	kg 1 szt	Catalogue No.	Qty
LLP100H100	100	2.52	113410	1
LLP150H100	150	3.21	113415	1
LLP200H100	200	3.40	113420	1
LLP300H100	300	3.90	113430	1
LLP400H100	400	4.40	113440	1
LLP500H100	500	4.90	113450	1
LLP600H100	600	5.40	113460	1

For installation use Screw Sets SGKM6x12 or SGM6x12. Adjustable Vertical Bend is delivered fully assembled together with: 2 Adjustable Vertical Bend Elements 4 parts of the 2-part Angle Connector item, 6 sets of screws

Adjustable Vertical Bend Element

EL...

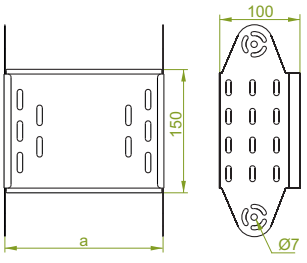

ELJ...H100

≠ 1.0 mm

CODE	Width a mm	kg 1 szt	Catalogue No.	Qty
ELJ100H100	100	0.54	113510	2
ELJ150H100	150	0.63	113515	2
ELJ200H100	200	0.71	113520	2
ELJ300H100	300	0.88	113530	2
ELJ400H100	400	1.04	113540	2
ELJ500H100	500	1.21	113550	2
ELJ600H100	600	1.37	113560	2

ELP...H100

≠ 1.5 mm

CODE	Width a mm	kg 1 szt	Catalogue No.	Qty
ELP100H100	100	0.82	113610	2
ELP150H100	150	0.94	113615	2
ELP200H100	200	1.07	113620	2
ELP300H100	300	1.31	113630	2
ELP400H100	400	1.57	113640	2
ELP500H100	500	1.82	113650	2
ELP600H100	600	2.06	113660	2

Possibility of creating adjustable vertical bends of any internal radius through adding up bend elements



Adjustable Vertical Bend

LLB...

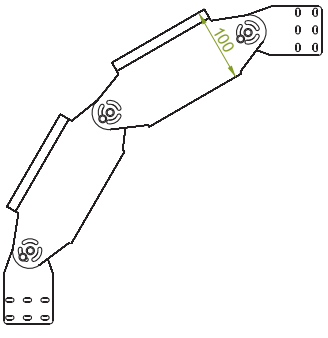

LLBJ...H100

≠ 1.0 mm

CODE	Width a mm	kg 1 szt	Catalogue No.	Qty
LLBJ100H100	100	1.88	117310	1
LLBJ150H100	150	2.06	117315	1
LLBJ200H100	200	2.22	117320	1
LLBJ300H100	300	2.56	117330	1
LLBJ400H100	400	2.88	117340	1
LLBJ500H100	500	3.22	117350	1
LLBJ600H100	600	3.54	117360	1

LLBP...H100

≠ 1.5 mm

CODE	Width a mm	kg 1 szt	Catalogue No.	Qty
LLBP100H100	100	2.52	117410	1
LLBP150H100	150	3.21	117415	1
LLBP200H100	200	3.40	117420	1
LLBP300H100	300	3.90	117430	1
LLBP400H100	400	4.40	117440	1
LLBP500H100	500	4.90	117450	1
LLBP600H100	600	5.40	117460	1

For installation use Screw Sets SGKM6x12 or SGM6x12. Adjustable Vertical Bend is delivered fully assembled together with: 2 Adjustable Vertical Bend Elements 4 parts of the 2-part Angle Connector item, 6 sets of screws

Adjustable Vertical Bend Element

ELB...

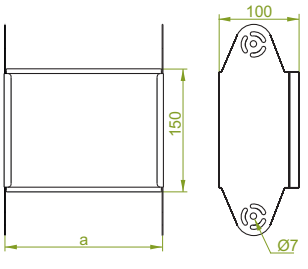

APPLICATIONS
Diversions in cable routing.
Full-range angle adjustment with a lock.

ELBJ...H100

≠ 1.0 mm

CODE	Width a mm	kg 1 szt	Catalogue No.	Qty
ELBJ100H100	100	0.54	117510	2
ELBJ150H100	150	0.63	117515	2
ELBJ200H100	200	0.71	117520	2
ELBJ300H100	300	0.88	117530	2
ELBJ400H100	400	1.04	117540	2
ELBJ500H100	500	1.21	117550	2
ELBJ600H100	600	1.37	117560	2

ELBP...H100

≠ 1.5 mm

CODE	Width a mm	kg 1 szt	Catalogue No.	Qty
ELBP100H100	100	0.82	117610	2
ELBP150H100	150	0.94	117615	2
ELBP200H100	200	1.07	117620	2
ELBP300H100	300	1.31	117630	2
ELBP400H100	400	1.57	117640	2
ELBP500H100	500	1.82	117650	2
ELBP600H100	600	2.06	117660	2

Possibility of creating adjustable vertical bends of any internal radius through adding up bend elements

MATERIAL
Steel, strip-galv. acc to the Sendzimir method to PN-EN 10346:2015-09 (SG)
Available finishes:
F - steel, hot-dip galv. to PN-EN ISO 1461:2011 (HDG)
E - stainless steel (SS), grade 1.4301 (AISI304)
L - powder coating in a full range of colours (PC) (info p. 4)

Thickn. (ga) ≠ [mm]: 0.5 0.7 1.0 1.2 1.5 2.0

Vertical Elbow - Right

KRP...

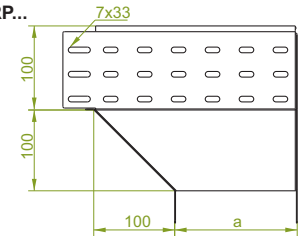

KRPJ...H100

≠ 1.0 mm

CODE	Width a mm	kg 1 pc.	Catalogue No.	qty
KRPJ100H100	100	1.01	114310	1
KRPJ150H100	150	1.54	114315	1
KRPJ200H100	200	2.04	114320	1
KRPJ300H100	300	3.30	114330	1
KRPJ400H100	400	4.30	114340	1
KRPJ500H100	500	5.50	114350	1
KRPJ600H100	600	6.60	114360	1

KRPP...H100

≠ 1.5 mm

CODE	Width a mm	kg 1 pc.	Catalogue No.	qty
KRPP100H100	100	1.53	114410	1
KRPP150H100	150	2.05	114415	1
KRPP200H100	200	3.04	114420	1
KRPP300H100	300	4.58	114430	1
KRPP400H100	400	6.00	114440	1
KRPP500H100	500	7.55	114450	1
KRPP600H100	600	9,00	114460	1



KRPB...

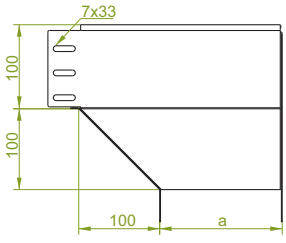

KRPBJ...H100

≠ 1.0 mm

CODE	Width a mm	kg 1 pc.	Catalogue No.	qty
KRPBJ100H100	100	1.01	118310	1
KRPBJ150H100	150	1.54	118315	1
KRPBJ200H100	200	2.04	118320	1
KRPBJ300H100	300	3.30	118330	1
KRPBJ400H100	400	4.30	118340	1
KRPBJ500H100	500	5.50	118350	1
KRPBJ600H100	600	6.60	118360	1

KRPBP...H100

≠ 1.5 mm

CODE	Width a mm	kg 1 pc.	Catalogue No.	qty
KRPBP100H100	100	1.53	118410	1
KRPBP150H100	150	2.05	118415	1
KRPBP200H100	200	3.04	118420	1
KRPBP300H100	300	4.58	118430	1
KRPBP400H100	400	6.00	118440	1
KRPBP500H100	500	7.55	118450	1
KRPBP600H100	600	9,00	118460	1

For installation use Screw Sets SGKM6x12 or SGM6x12.



Vertical Elbow - Left

KRL...

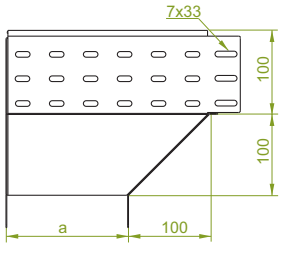

KRLJ...H100

≠ 1.0 mm

CODE	Width a mm	kg 1 pc.	Catalogue No.	qty
KRLJ100H100	100	1.01	114110	1
KRLJ150H100	150	1.54	114115	1
KRLJ200H100	200	2.04	114120	1
KRLJ300H100	300	3.30	114130	1
KRLJ400H100	400	4.30	114140	1
KRLJ500H100	500	5.50	114150	1
KRLJ600H100	600	6.60	114160	1

KRLP...H100

≠ 1.5 mm

CODE	Width a mm	kg 1 pc.	Catalogue No.	qty
KRLP100H100	100	1.53	114210	1
KRLP150H100	150	2.05	114215	1
KRLP200H100	200	3.04	114220	1
KRLP300H100	300	4.58	114230	1
KRLP400H100	400	6.00	114240	1
KRLP500H100	500	7.55	114250	1
KRLP600H100	600	9,00	114260	1



KRLB...

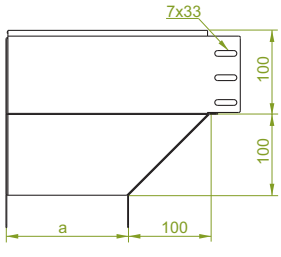

KRLBJ...H100

≠ 1.0 mm

CODE	Width a mm	kg 1 pc.	Catalogue No.	qty
KRLBJ100H100	100	1.01	118110	1
KRLBJ150H100	150	1.54	118115	1
KRLBJ200H100	200	2.04	118120	1
KRLBJ300H100	300	3.30	118130	1
KRLBJ400H100	400	4.30	118140	1
KRLBJ500H100	500	5.50	118150	1
KRLBJ600H100	600	6.60	118160	1

KRLBP...H100

≠ 1.5 mm

CODE	Width a mm	kg 1 pc.	Catalogue No.	qty
KRLBP100H100	100	1.53	118210	1
KRLBP150H100	150	2.05	118215	1
KRLBP200H100	200	3.04	118220	1
KRLBP300H100	300	4.58	118230	1
KRLBP400H100	400	6.00	118240	1
KRLBP500H100	500	7.55	118250	1
KRLBP600H100	600	9,00	118260	1

For installation use Screw Sets SGKM6x12 or SGM6x12.



APPLICATIONS
Diversions in cable routing.

MATERIAL
Steel, strip-galv. acc to the Sendzimir method to PN-EN 10346:2015-09 (SG)
Available finishes:
F - steel, hot-dip galv. to PN-EN ISO 1461:2011 (HDG)
E - stainless steel (SS), grade 1.4301 (AISI304)
L - powder coating in a full range of colours (PC) (info p. 4)

Thickn. (ga) ≠ [mm]: 0.5 | 0.7 | 1.0 | 1.2 | 1.5 | 2.0

Vertical Tee - Lengthwise

TR...

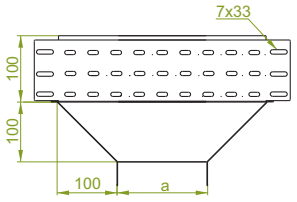

TRJ...H100

≠ 1.0 mm

CODE	Width a mm	kg 1 pc.	Catalogue No.	qty
TRJ100H100	100	1.20	114510	1
TRJ150H100	150	1.80	114515	1
TRJ200H100	200	2.31	114520	1
TRJ300H100	300	3.60	114530	1
TRJ400H100	400	4.80	114540	1
TRJ500H100	500	5.80	114550	1
TRJ600H100	600	6.40	114560	1

TRP...H100

≠ 1.5 mm

CODE	Width a mm	kg 1 pc.	Catalogue No.	qty
TRP100H100	100	1.84	114610	1
TRP150H100	150	2.60	114615	1
TRP200H100	200	3.50	114620	1
TRP300H100	300	5.50	114630	1
TRP400H100	400	7.10	114640	1
TRP500H100	500	9,30	114650	1
TRP600H100	600	10.40	114660	1

TRB...

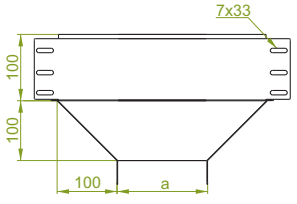

TRBJ...H100

≠ 1.0 mm

CODE	Width a mm	kg 1 pc.	Catalogue No.	qty
TRBJ100H100	100	1.20	118510	1
TRBJ150H100	150	1.80	118515	1
TRBJ200H100	200	2.31	118520	1
TRBJ300H100	300	3.60	118530	1
TRBJ400H100	400	4.80	118540	1
TRBJ500H100	500	5.80	118550	1
TRBJ600H100	600	6.40	118560	1

TRBP...H100

≠ 1.5 mm

CODE	Width a mm	kg 1 pc.	Catalogue No.	qty
TRBP100H100	100	1.84	118610	1
TRBP150H100	150	2.60	118615	1
TRBP200H100	200	3.50	118620	1
TRBP300H100	300	5.50	118630	1
TRBP400H100	400	7.10	118640	1
TRBP500H100	500	9,30	118650	1
TRBP600H100	600	10.40	118660	1

For installation use Screw Sets SGKM6x12 or SGM6x12.

Vertical Tee - Crosswise

TRS...

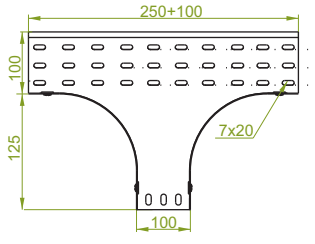

TRSJ...H100

≠ 1.0 mm

CODE	Width a mm	kg 1 pc.	Catalogue No.	qty
TRSJ100H100	100	1.56	114710	1
TRSJ150H100	150	1.75	114715	1
TRSJ200H100	200	1.93	114720	1
TRSJ300H100	300	2.30	114730	1
TRSJ400H100	400	2.67	114740	1
TRSJ500H100	500	3.04	114750	1
TRSJ600H100	600	3.40	114760	1

TRSP...H100

≠ 1.5 mm

CODE	Width a mm	kg 1 pc.	Catalogue No.	qty
TRSP100H100	100	2.35	114810	1
TRSP150H100	150	2.62	114815	1
TRSP200H100	200	2.90	114820	1
TRSP300H100	300	3.45	114830	1
TRSP400H100	400	4.00	114840	1
TRSP500H100	500	4.56	114850	1
TRSP600H100	600	5.11	114860	1



TRSB...

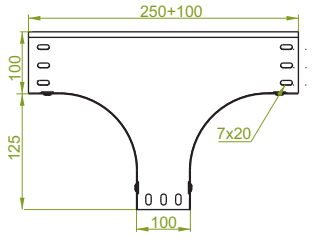

TRSBJ...H100

≠ 1.0 mm

CODE	Width a mm	kg 1 pc.	Catalogue No.	qty
TRSBJ100H100	100	1.56	118710	1
TRSBJ150H100	150	1.75	118715	1
TRSBJ200H100	200	1.93	118720	1
TRSBJ300H100	300	2.30	118730	1
TRSBJ400H100	400	2.67	118740	1
TRSBJ500H100	500	3.04	118750	1
TRSBJ600H100	600	3.40	118760	1

TRSBP...H100

≠ 1.5 mm

CODE	Width a mm	kg 1 pc.	Catalogue No.	qty
TRSBP100H100	100	2.35	118810	1
TRSBP150H100	150	2.62	118815	1
TRSBP200H100	200	2.90	118820	1
TRSBP300H100	300	3.45	118830	1
TRSBP400H100	400	4.00	118840	1
TRSBP500H100	500	4.56	118850	1
TRSBP600H100	600	5.11	118860	1

For the assembly use Screw Sets SGKM6x12 or SGM6x12 and Connectors LPLH100 or LPPH100.

APPLICATIONS
Branching out cable routes.

MATERIAL
Steel, strip-galv. acc to the Sendzimir method to PN-EN 10346:2015-09 (SG)
Available finishes:
F - steel, hot-dip galv. to PN-EN ISO 1461:2011 (HDG)
E - stainless steel (SS), grade 1.4301 (AISI304)
L - powder coating in a full range of colours (PC) (info p. 4)

Thickn. (ga) ≠ [mm]: 0.5 | 0.7 | 1.0 | 1.2 | 1.5 | 2.0

Cable Tray

KG...

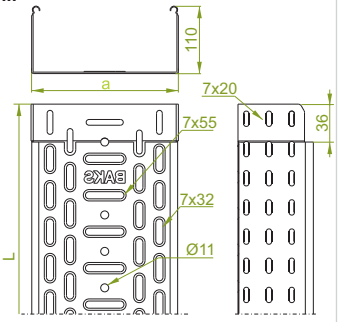

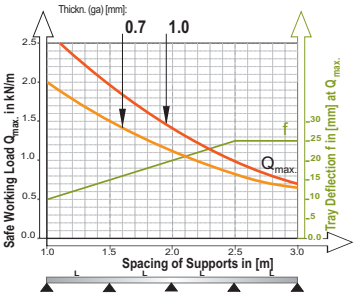

Width	Usable Cross-Section
100	108 cm²
150	163 cm²
200	218 cm²
300	328 cm²
400	438 cm²
500	548 cm²
600	658 cm²

APPLICATIONS
Cable routing

KGL...H110

≠ 0.7 mm

CODE	Width a mm	Length L mm	kg 1 mb	Catalogue No.	Qty/m	
KGL100H110/3	100	3000	1.67	120110	4/12	*
KGL150H110/3	150	3000	1.94	120115	4/12	*
KGL200H110/3	200	3000	2.19	120120	4/12	*
KGL300H110/3	300	3000	2.68	120130	2/6	*
KGL400H110/3	400	3000	3.18	120140	2/6	*
KGL500H110/3	500	3000	3.68	120150	2/6	*
KGL600H110/3	600	3000	4.18	120160	2/6	*

KGJ...H110

≠ 1.0 mm

CODE	Width a mm	Length L mm	kg 1 mb	Catalogue No.	Qty/m	
KGJ100H110/3	100	3000	2.34	120210	4/12	*
KGJ100H110/6	100	6000	2.34	120211	4/24	*
KGJ200H110/3	200	3000	3.01	120220	2/6	*
KGJ200H110/6	200	6000	3.01	120221	2/12	*
KGJ300H110/3	300	3000	3.68	120230	2/6	*
KGJ300H110/6	300	6000	3.68	120231	2/12	*
KGJ400H110/3	400	3000	4.34	120240	2/6	*
KGJ400H110/6	400	6000	4.34	120241	2/12	*
KGJ500H110/3	500	3000	5.01	120250	2/6	*
KGJ500H110/6	500	6000	5.01	120251	2/12	*
KGJ600H110/3	600	3000	5.67	120260	2/6	*
KGJ600H110/6	600	6000	5.67	120261	2/12	*

*** - available on request in qty over 300 m.**
Polecamy korytka o wysokości H100 dostępne bez ograniczeń

Possibility of joining cable tray sections together through sliding one into another and connector-free assembly. For the assembly use Screw Sets SGKM6x12 or SGM6x12. Information on Covers for Cable Trays and on Covers for Fittings are available on pages: 153-162



MATERIAL
Steel, strip-galv. acc to the Sendzimir method to PN-EN 10346:2015-09 (SG)
Available finishes:
F - steel, hot-dip galv. to PN-EN ISO 1461:2011 (HDG) **only for :**
- KGL... of width 50-200mm
- KGJ... of length 3m
L - powder coating in a full range of colours (PC) (info p. 4)

NEW type of cable trays from BAKS with stamping around the slots in the cable tray bottom

Benefits of the New System:
- **sidewall (side rail) perforation sized 7x20mm laid in a row, one over another**
- **dense perforation with stamping around the slots for excellent heat transfer - designed to enable cable tray installation on supports from BAKS anywhere within the system**
- **transverse stamping around the slots in the cable tray bottom for even 20% increased strength**
- **longitudinal ribbed stiffening of cable tray flange edges allow the covers to snap firmly into place**
- **slotted holes Ø11 in the cable tray bottom allow for suspension on a threaded rod**
- **cut in the flange at the cable tray end and the shift of the last-row slots to the end enable sliding one section into another, and connector-free assembly**
- **the shape of sheet-metal stamping along the end edges of the cable tray bottom prevents from cables damage upon their distribution (cable pulling)**

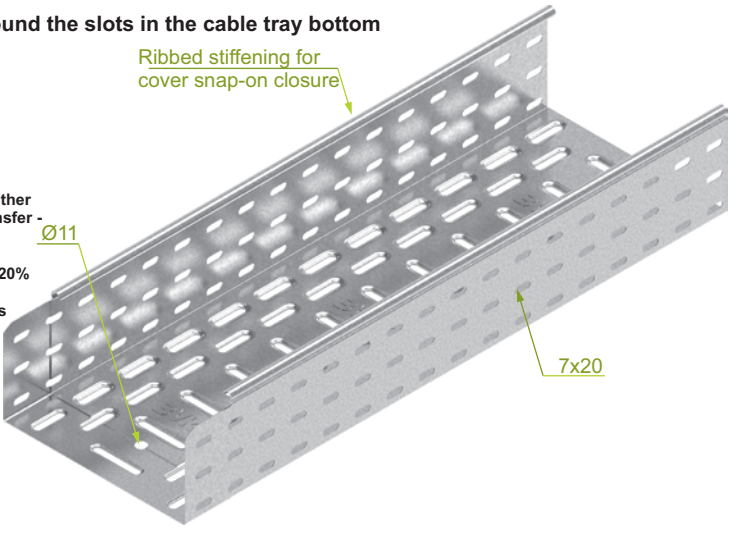

Cable Tray

KC...

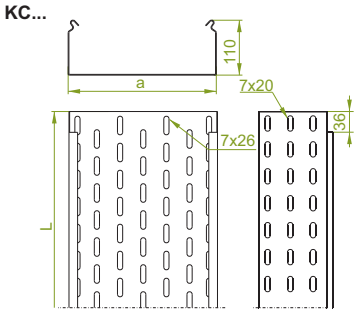

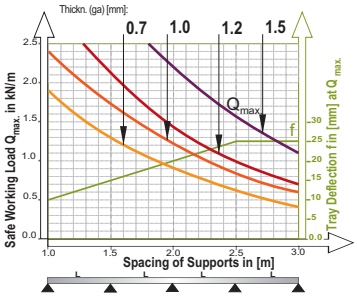

Width	Usable Cross-Section
100	108 cm²
150	163 cm²
200	218 cm²
300	328 cm²
400	438 cm²
500	548 cm²
600	658 cm²

KCD...E

KCL...H110N

≠ 0.7 mm

CODE	Width a mm	Length L mm	kg 1 mb	Catalogue No.	Qty/m
KCL100H110/3N	100	3000	1.19	120310	4/12
KCL150H110/3N	150	3000	1.67	120315	4/12
KCL200H110/3N	200	3000	2.19	120320	4/12
KCL300H110/3N	300	3000	2.68	120330	2/6
KCL400H110/3N	400	3000	3.18	120340	2/6
KCL500H110/3N	500	3000	3.68	120350	2/6
KCL600H110/3N	600	3000	4.18	120360	2/6

KCJ...H110N

≠ 1.0 mm

CODE	Width a mm	Length L mm	kg 1 mb	Catalogue No.	Qty/m	
KCJ100H110/3N	100	3000	2.34	120410	4/12	
KCJ100H110/6N	100	6000	2.34	120411	4/24	*
KCJ200H110/3N	200	3000	3.01	120420	2/6	
KCJ200H110/6N	200	6000	3.01	120421	2/12	*
KCJ300H110/3N	300	3000	3.68	120430	2/6	
KCJ300H110/6N	300	6000	3.68	120431	2/12	*
KCJ400H110/3N	400	3000	4.34	120440	2/6	
KCJ400H110/6N	400	6000	4.34	120441	2/12	*
KCJ500H110/3N	500	3000	5.01	120450	2/6	
KCJ500H110/6N	500	6000	5.01	120451	2/12	*
KCJ600H110/3N	600	3000	5.67	120460	2/6	
KCJ600H110/6N	600	6000	5.67	120461	2/12	*

* - available on request in qty over 300 m

KCD...H110N

≠ 1.2 mm

CODE	Width a mm	Length L mm	kg 1 mb	Catalogue No.	Qty/m
KCD100H110/3N	100	3000	2.92	120610	4/12
KCD150H110/3N	150	3000	3.34	120615	4/12
KCD200H110/3N	200	3000	3.75	120620	4/12
KCD300H110/3N	300	3000	4.58	120630	2/6
KCD400H110/3N	400	3000	5.41	120640	2/6
KCD500H110/3N	500	3000	6.24	120650	2/6
KCD600H110/3N	600	3000	7.07	120660	2/6

Possibility of joining cable tray sections together through sliding one into another and connector-free assembly. For the assembly use Screw Sets SGK M6x12 or SG M6x12. Information on Covers for Cable Trays and on Covers for Fittings are available on pages: 153-162.
NOTE! The 1.2 mm thick, stainless steel trays have no upper embossing (a right angle bend). The covers cannot be snapped closed. The trays can be joined only by means of connectors (no cut-outs in the tray's side).

KCD...E



KCP...

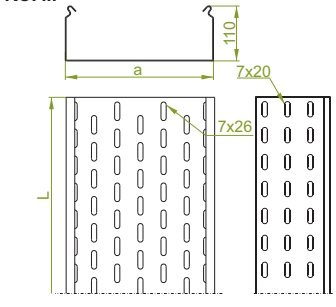

KCP...E

KCP...H110N

≠ 1.5 mm

CODE	Width a mm	Length L mm	kg 1 mb	Catalogue No.	Qty/m	
KCP100H110/3N	100	3000	3.52	120810	4/12	
KCP100H110/6N	100	6000	3.52	120811	4/24	*
KCP200H110/3N	200	3000	4.52	120820	2/6	
KCP200H110/6N	200	6000	4.52	120821	2/12	*
KCP300H110/3N	300	3000	5.51	120830	2/6	
KCP300H110/6N	300	6000	5.51	120831	2/12	*
KCP400H110/3N	400	3000	6.51	120840	2/6	
KCP400H110/6N	400	6000	6.51	120841	2/12	*
KCP500H110/3N	500	3000	7.51	120850	2/6	
KCP500H110/6N	500	6000	7.51	120851	2/12	*
KCP600H110/3N	600	3000	8.51	120860	2/6	
KCP600H110/6N	600	6000	8.51	120861	2/12	*

* - available on request in qty over 300 m

Joining cable tray sections together only through the use of connectors (lack of cut in the flange at the end of side profile). For the assembly use Screw Sets SGKM6x12 or SGM6x12. Information on Covers for Cable Trays and on Covers for Fittings are available on pages: 153-162

NOTE!
The 1.5 mm thick, stainless steel trays have no upper embossing (a right angle bend). The covers cannot be snapped closed.



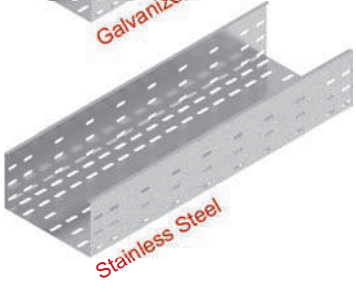

MATERIAL
Steel, strip-galv. acc to the Sendzimir method to PN-EN 10346:2015-09 (SG)
Available finishes:
F - steel, hot-dip galv. to PN-EN ISO 1461:2011 (HDG) **only for orders:**
- KCJ... over 300 m
- KCD... over 300 m
- KCP... over 300 m
E - stainless steel (SS), grade 1.4301 (AISI304). sections to 3m long, with rare perforation in the tray (above image)
L - powder coating in a full range of colours (PC) (info p. 4)

APPLICATIONS
Cable routing

Thickn. (ga) ≠ [mm]: 0.5 | 0.7 | 1.0 | 1.2 | 1.5 | 2.0

Cable Tray

KA...

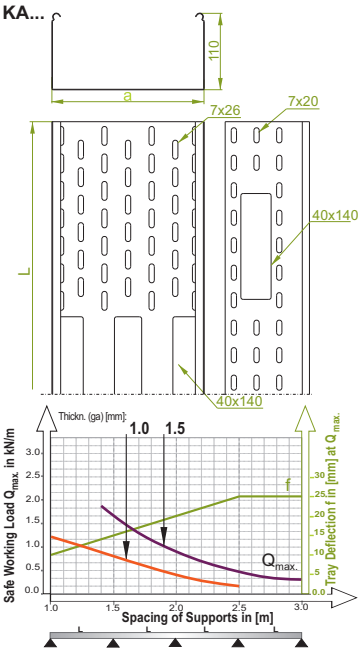

APPLICATIONS
Cable routing

KAJ...H110

± 1.0 mm

CODE	Width a mm	Length L mm	kg 1 mb	Catalogue No.	Qty/m
KAJ100H110/3	100	3000	2.27	180816	12/36
KAJ150H110/3	150	3000	2.60	180916	6/18
KAJ200H110/3	200	3000	2.92	181016	6/18
KAJ300H110/3	300	3000	3.57	181116	6/18
KAJ400H110/3	400	3000	4.21	181216	4/12
KAJ500H110/3	500	3000	4.86	181316	2/6
KAJ600H110/3	600	3000	5.50	181416	2/6

KAP...H110

± 1.5 mm

CODE	Width a mm	Length L mm	kg 1 mb	Catalogue No.	Qty/m
KAP100H110/3	100	3000	3.41	181516	12/36
KAP150H110/3	150	3000	3.90	181616	6/18
KAP200H110/3	200	3000	4.38	181716	6/18
KAP300H110/3	300	3000	5.36	181816	6/18
KAP400H110/3	400	3000	6.32	181916	4/12
KAP500H110/3	500	3000	7.29	182016	2/6
KAP600H110/3	600	3000	8.25	182116	2/6

Joining cable tray KA... sections together only through the use of connectors (lack of cut in the flange at the end of side profile). For the assembly use Screw Sets SGKM6x12 or SGM6x12. Information on Covers for Cable Trays and on Covers for Fittings available on pages: 153-162

NOTE!
The 1.5 mm thick, stainless steel trays have no upper embossing (a right angle bend). The covers cannot be snapped closed.



KAP...E

MATERIAL
Steel, strip-galv. acc to the Sendzimir method to PN-EN 10346:2015-09 (SG)
Available finishes:
F - steel, hot-dip galv. to PN-EN ISO 1461:2011 (HDG) **only for orders:**
- KAJ... over 300 m
- KAP... over 300 m
E - stainless steel (SS), grade 1.4301 (AISI304), with rare perforation in the tray (above image)
L - powder coating in a full range of colours (PC) (info p. 4)

Protective Cap

NO40x140

APPLICATIONS
Safe cable routing from KA… cable tray

NO40x140

CODE	Width a mm	Height H mm	Catalogue No.	Qty
NO40x140	140	40	142003	100

MATERIAL
Polietylen. Standard - zielony RAL 6029.
Available finishes biały RAL 9010. srebrny RAL 9006.

Cable Tray

KOJ...

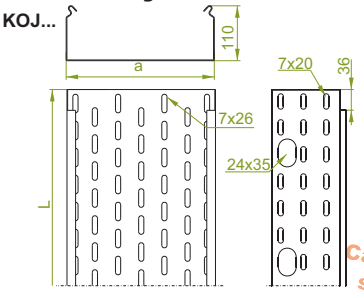

KOP...

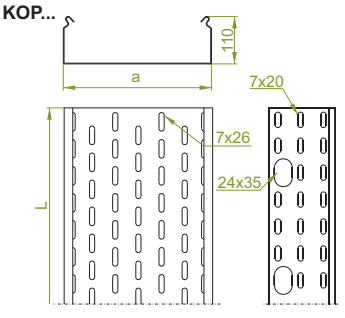

Width	Usable Cross-Section
100	108 cm²
150	163 cm²
200	218 cm²
300	328 cm²
400	438 cm²
500	548 cm²
600	658 cm²

APPLICATIONS
Cable routing

KOJ...H110N

± 1.0 mm

CODE	Width a mm	Length L mm	kg 1 mb	Catalogue No.	Qty/m
KOJ100H110/3N	100	3000	2.32	121010	4/12
KOJ150H110/3N	150	3000	2.65	121015	4/12
KOJ200H110/3N	200	3000	2.98	121020	4/12
KOJ300H110/3N	300	3000	3.63	121030	2/6
KOJ400H110/3N	400	3000	4.29	121040	2/6
KOJ500H110/3N	500	3000	4.94	121050	2/6
KOJ600H110/3N	600	3000	5.60	121060	2/6

Possibility of joining cable tray sections together through sliding one into another and connector-free assembly. For the assembly use Screw Sets SGK M6x12 or SG M6x12. Information on Covers for Cable Trays and on Covers for Fittings are available on pages: 153-162.

The following substitutes are recommended: Cable trays KAJ... H110 and KAP... H110 with improved strength parameters and increased number of holes to facilitate cable routing

KOP...H110N

± 1.5 mm

CODE	Width a mm	Length L mm	kg 1 mb	Catalogue No.	Qty/m
KOP100H110/3N	100	3000	3.52	121210	4/12
KOP150H110/3N	150	3000	4.02	121215	4/12
KOP200H110/3N	200	3000	4.52	121220	2/6
KOP300H110/3N	300	3000	5.51	121230	2/6
KOP400H110/3N	400	3000	6.51	121240	2/6
KOP500H110/3N	500	3000	7.51	121250	2/6
KOP600H110/3N	600	3000	8.51	121260	2/6

Joining cable tray sections together only through the use of connectors (lack of cut in the flange at the end of side profile). For the assembly use Screw Sets SGKM6x12 or SGM6x12. Information on Covers for Cable Trays and on Covers for Fittings are available on pages: 153-162

NOTE!
The 1.5 mm thick, stainless steel trays have no upper embossing (a right angle bend). The covers cannot be snapped closed.



MATERIAL
Steel, strip-galv. acc to the Sendzimir method to PN-EN 10346:2015-09 (SG)
Available finishes:
F - steel, hot-dip galv. to PN-EN ISO 1461:2011 (HDG) **only for orders:**
- KOJ... over 300 m
- KOP... over 300 m
E - stainless steel (SS), grade 1.4301 (AISI304)
L - powder coating in a full range of colours (PC) (info p. 4)

Cable Protection Ring

NO24x35

APPLICATIONS
It allows for safe cable pulling from the tray side. By breaking off given strap pieces the opening can be adjusted to the size of an electric cable bunch.

NO24x35

CODE	Width a mm	Height H mm	Catalogue No.	Qty
NO24x35	35	24	141000	100

MATERIAL
Polyethylene. Standard colour: green to RAL 6029.
Available finishes white to RAL 9010. silver to RAL 9006.

Thickn. (ga) ± [mm]: 0.5 0.7 1.0 1.2 1.5 2.0

Cable Tray

KB...

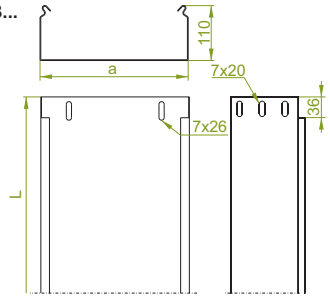

KBJ...H110

≠ 1.0 mm

CODE	Width a mm	Length L mm	kg 1 mb	Catalogue No.	Qty/m
KBJ100H110/3	100	3000	2.80	121610	4/12
KBJ150H110/3	150	3000	3.20	121615	4/12
KBJ200H110/3	200	3000	3.60	121620	4/12
KBJ300H110/3	300	3000	4.60	121630	2/6
KBJ400H110/3	400	3000	5.20	121640	2/6
KBJ500H110/3	500	3000	6.10	121650	2/6
KBJ600H110/3	600	3000	6.80	121660	2/6

Possibility of joining cable tray sections together through sliding one into another and connector-free assembly. For the assembly use Screw Sets SGK M6x12 or SG M6x12. Information on Covers for Cable Trays and on Covers for Fittings are available on pages: 153-162.



KBP...

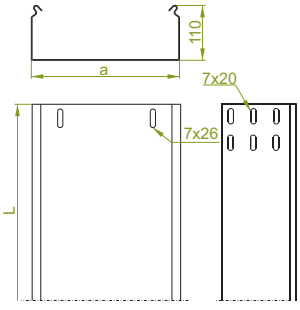

KBP...E

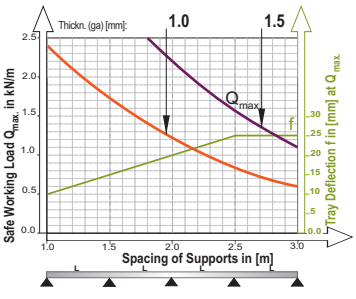

Width	Usable Cross-Section
100	98 cm²
150	148 cm²
200	198 cm²
300	298 cm²
400	398 cm²
500	498 cm²
600	598 cm²

KBP...H110

≠ 1.5 mm

CODE	Width a mm	Length L mm	kg 1 mb	Catalogue No.	Qty/m
KBP100H110/3	100	3000	4.10	122010	4/12
KBP150H110/3	150	3000	4.70	122015	4/12
KBP200H110/3	200	3000	5.30	122020	2/6
KBP300H110/3	300	3000	6.50	122030	2/6
KBP400H110/3	400	3000	7.70	122040	2/6
KBP500H110/3	500	3000	9,00	122050	2/6
KBP600H110/3	600	3000	10.20	122060	2/6

Joining cable tray sections together only through the use of connectors (lack of cut in the flange at the end of side profile). For the assembly use Screw Sets SGKM6x12 or SGM6x12. Information on Covers for Cable Trays and on Covers for Fittings are available on pages: 153-162

NOTE!
The 1.5 mm thick, stainless steel trays have no upper embossing (a right angle bend). The covers cannot be snapped closed.

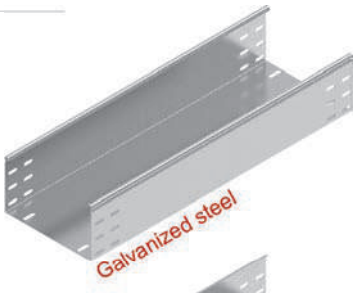

MATERIAL
Steel, strip-galv. acc to the Sendzimir method to PN-EN 10346:2015-09 (SG)
Available finishes:
F - steel, hot-dip galv. to PN-EN ISO 1461:2011 (HDG) **only for orders:**
- KBJ... over 300 m
- KBP... over 300 m
E - stainless steel (SS), grade 1.4301 (AISI304). sections to 3m long
L - powder coating in a full range of colours (PC) (info p. 4)

APPLICATIONS
Cable routing

Thickn. (ga) ≠ [mm]: 0.5 0.7 1.0 1.2 1.5 2.0

Note. Hot dip galvanizing (PN-EN ISO 1461:2011 (HDG)) and diffusion galvanizing method (PN-EN ISO 17668:2016) for elements up to 200mm will be replaced with zink flake coating method PN-EN ISO 10683:2014-09

Straight Connector

LP...

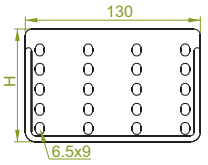

LPLH110

≠ 0.7 mm

CODE	Height H mm	kg 1 pc.	Catalogue No.	qty
LPLH110	105	0.08	123011	100

LPPH110

≠ 1.5 mm

CODE	Height H mm	kg 1 pc.	Catalogue No.	qty
LPPH110	105	0.14	123111	100

For the assembly use min. 8 sets of Screw Sets SGKM6x12 or SGM6x12
Apply Straight Connectors LPL and LPP for sturdy and firm tray joint.

Articulated Connector

LGPH100

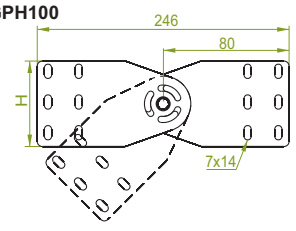

LGPH110

≠ 1.5 mm

CODE	Height H mm	kg 1 pc.	Catalogue No.	qty
LGPH110	94	0.20	122100	50

For the assembly use min. 8 sets of Screw Sets SGKM6x12 or SGM6x12

MATERIAL
Steel, strip-galv. acc to the Sendzimir method to PN-EN 10346:2015-09 (SG)
Available finishes:
F - steel galvanized using zinc flake coating method PN-EN ISO 10683:2014-09
E - stainless steel (SS), grade 1.4301 (AISI304)
L - powder coating in a full range of colours (PC) (info p. 4)

Angle Connector

LKD...

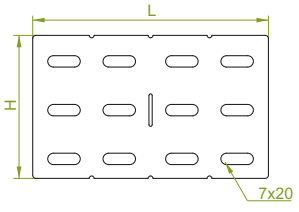

LKDH110

≠ 1.2 mm

CODE	Height H mm	Length L mm	kg 1 pc.	Catalogue No.	qty
LKDH110	98	145	0.13	122700	50
LKDH110/1	98	1000	0.85	122800	10

For the assembly use min. 8 sets of Screw Sets SGKM6x12 or SGM6x12
Optional bending or break-off of any required length

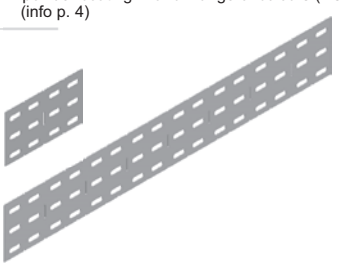

MATERIAL
Steel, strip-galv. acc to the Sendzimir method to PN-EN 10346:2015-09 (SG)
Available finishes:
F - steel, hot-dip galv. to PN-EN ISO 1461:2011 (HDG)
E - stainless steel (SS), grade 1.4301 (AISI304)
L - powder coating in a full range of colours (PC) (info p. 4)

APPLICATIONS
Connecting cable routes.

Thickn. (ga) ≠ [mm]: 0.5 | 0.7 | 1.0 | 1.2 | 1.5 | 2.0

90° Horizontal Bend

KK...

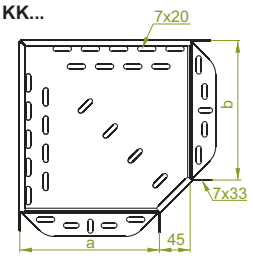

KKJ...H110

≠ 1.0 mm

CODE	Width a=b mm	kg 1 pc.	Catalogue No.	qty
KKJ100H110	100	0.55	122110	2
KKJ150H110	150	0.74	122115	2
KKJ200H110	200	1.08	122120	2
KKJ300H110	300	1.84	122130	2
KKJ400H110	400	2.54	122140	2
KKJ500H110	500	3.36	122150	2
KKJ600H110	600	4.46	122160	2

KKP...H110

≠ 1.5 mm

CODE	Width a=b mm	kg 1 pc.	Catalogue No.	qty
KKP100H110	100	0.86	122210	2
KKP150H110	150	1.12	122215	2
KKP200H110	200	1.60	122220	2
KKP300H110	300	2.67	122230	2
KKP400H110	400	3.97	122240	2
KKP500H110	500	4.98	122250	2
KKP600H110	600	6.70	122260	2

For installation use Screw Sets SGKM6x12 or SGM6x12.
In case of special orders please specify dimensions a and b.

KKB...

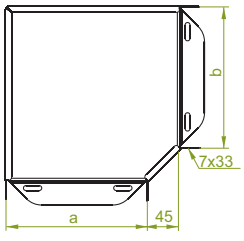

KKBJ...H110

≠ 1.0 mm

CODE	Width a=b mm	kg 1 pc.	Catalogue No.	qty
KKBJ100H110	100	0.55	126110	2
KKBJ150H110	150	0.74	126115	2
KKBJ200H110	200	1.08	126120	2
KKBJ300H110	300	1.84	126130	2
KKBJ400H110	400	2.54	126140	2
KKBJ500H110	500	3.36	126150	2
KKBJ600H110	600	4.46	126160	2



KKBP...H110

≠ 1.5 mm

CODE	Width a=b mm	kg 1 pc.	Catalogue No.	qty
KKBP100H110	100	0.86	126210	2
KKBP150H110	150	1.12	126215	2
KKBP200H110	200	1.60	126220	2
KKBP300H110	300	2.67	126230	2
KKBP400H110	400	3.97	126240	2
KKBP500H110	500	4.98	126250	2
KKBP600H110	600	6.70	126260	2

For installation use Screw Sets SGKM6x12 or SGM6x12.
In case of special orders please specify dimensions a and b.

KKP...

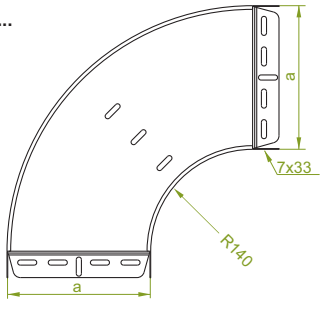

KKPJ...H110

≠ 1.0 mm

CODE	Width a mm	kg 1 pc.	Catalogue No.	qty
KKPJ100H110	100	0.82	120114	2
KKPJ150H110	150	1.06	120214	2
KKPJ200H110	200	1.33	120314	2
KKPJ300H110	300	1.97	120414	2
KKPJ400H110	400	2.66	120514	2
KKPJ500H110	500	3.62	120614	2
KKPJ600H110	600	4.63	120714	2

KKPP...H110

≠ 1.5 mm

CODE	Width a mm	kg 1 pc.	Catalogue No.	qty
KKPP100H110	100	1.30	120814	2
KKPP150H110	150	1.68	120914	2
KKPP200H110	200	2.10	121014	2
KKPP300H110	300	3.08	121114	2
KKPP400H110	400	4.11	121214	2
KKPP500H110	500	5.58	121314	2
KKPP600H110	600	7.11	121414	2

For installation use Screw Sets SGKM6x12 or SGM6x12.

APPLICATIONS
Diversions in cable routing.

MATERIAL
Steel, strip-galv. acc to the Sendzimir method to PN-EN 10346:2015-09 (SG)
Available finishes:
F - steel, hot-dip galv. to PN-EN ISO 1461:2011 (HDG)
E - stainless steel (SS), grade 1.4301 (AISI304)
L - powder coating in a full range of colours (PC) (info p. 4)

Thickn. (ga) ≠ [mm]: 0.5 | 0.7 | 1.0 | 1.2 | 1.5 | 2.0

45° Horizontal Bend

KKM...

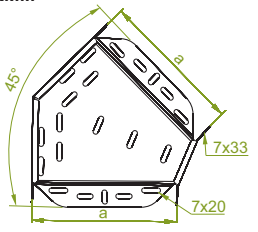

KKMJ...H110

≠ 1.0 mm

CODE	Width a mm	kg 1 pc.	Catalogue No.	qty
KKMJ100H110	100	0.40	122310	2
KKMJ150H110	150	0.52	122315	2
KKMJ200H110	200	0.75	122320	2
KKMJ300H110	300	1.29	122330	2
KKMJ400H110	400	1.84	122340	2
KKMJ500H110	500	2.35	122350	2
KKMJ600H110	600	3.12	122360	2

KKMP...H110

≠ 1.5 mm

CODE	Width a mm	kg 1 pc.	Catalogue No.	qty
KKMP100H110	100	0.60	122410	2
KKMP150H110	150	0.80	122415	2
KKMP200H110	200	1.12	122420	2
KKMP300H110	300	1.83	122430	2
KKMP400H110	400	2.78	122440	2
KKMP500H110	500	3.50	122450	2
KKMP600H110	600	4.74	122460	2

For installation use Screw Sets SGKM6x12 or SGM6x12.

KKMB...

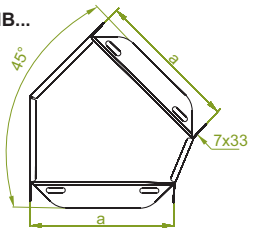

KKMBJ...H110

≠ 1.0 mm

CODE	Width a mm	kg 1 pc.	Catalogue No.	qty
KKMBJ100H110	100	0.40	126310	2
KKMBJ150H110	150	0.52	126315	2
KKMBJ200H110	200	0.75	126320	2
KKMBJ300H110	300	1.29	126330	2
KKMBJ400H110	400	1.84	126340	2
KKMBJ500H110	500	2.35	126350	2
KKMBJ600H110	600	3.12	126360	2

KKMBP...H110

≠ 1.5 mm

CODE	Width a mm	kg 1 pc.	Catalogue No.	qty
KKMBP100H110	100	0.60	126410	2
KKMBP150H110	150	0.80	126415	2
KKMBP200H110	200	1.12	126420	2
KKMBP300H110	300	1.83	126430	2
KKMBP400H110	400	2.78	126440	2
KKMBP500H110	500	3.50	126450	2
KKMBP600H110	600	4.74	126460	2

For installation use Screw Sets SGKM6x12 or SGM6x12.

KKMPJ

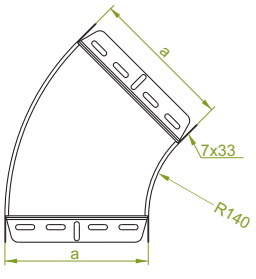

KKMPJ...H110

≠ 1.0 mm

CODE	Width a mm	kg 1 pc.	Catalogue No.	qty
KKMPJ100H110	100	0.50	121514	2
KKMPJ150H110	150	0.63	121614	2
KKMPJ200H110	200	0.77	121714	2
KKMPJ300H110	300	1.12	121814	2
KKMPJ400H110	400	1.53	121914	2
KKMPJ500H110	500	2.01	122014	2
KKMPJ600H110	600	2.53	122114	2

KKMPP...H110

≠ 1.5 mm

CODE	Width a mm	kg 1 pc.	Catalogue No.	qty
KKMPP100H110	100	0.74	122214	2
KKMPP150H110	150	0.96	122314	2
KKMPP200H110	200	1.18	122414	2
KKMPP300H110	300	1.68	122514	2
KKMPP400H110	400	2.30	122614	2
KKMPP500H110	500	3.00	122714	2
KKMPP600H110	600	3.79	122814	2

For installation use Screw Sets SGKM6x12 or SGM6x12.

APPLICATIONS
Diversions in cable routing.

MATERIAL
Steel, strip-galv. acc to the Sendzimir method to PN-EN 10346:2015-09 (SG)
Available finishes:
F - steel, hot-dip galv. to PN-EN ISO 1461:2011 (HDG)
E - stainless steel (SS), grade 1.4301 (AISI304)
L - powder coating in a full range of colours (PC) (info p. 4)

Thickn. (ga) ≠ [mm]: 0.5 | 0.7 | 1.0 | 1.2 | 1.5 | 2.0

Horizontal Tee

TK...

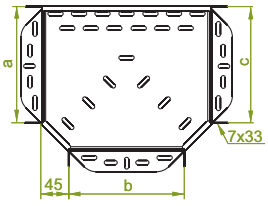

TKJ...H110

≠ 1.0 mm

CODE	Width a=b=c mm	kg 1 pc.	Catalogue No.	qty
TKJ100H110	100	0.67	122510	2
TKJ150H110	150	0.77	122515	2
TKJ200H110	200	1.09	122520	2
TKJ300H110	300	1.67	122530	2
TKJ400H110	400	2.75	122540	2
TKJ500H110	500	3.46	122550	2
TKJ600H110	600	4.75	122560	2

TKP...H110

≠ 1.5 mm

CODE	Width a=b=c mm	kg 1 pc.	Catalogue No.	qty
TKP100H110	100	0.94	122610	2
TKP150H110	150	1.17	122615	2
TKP200H110	200	1.65	122620	2
TKP300H110	300	2.78	122630	2
TKP400H110	400	4.13	122640	2
TKP500H110	500	5.20	122650	2
TKP600H110	600	6.97	122660	2

For installation use Screw Sets SGKM6x12 or SGM6x12.
In case of special orders please specify dimensions a, b and c.

TKB...

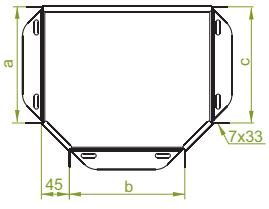

TKBJ...H110

≠ 1.0 mm

CODE	Width a=b=c mm	kg 1 pc.	Catalogue No.	qty
TKBJ100H110	100	0.67	126510	2
TKBJ150H110	150	0.77	126515	2
TKBJ200H110	200	1.09	126520	2
TKBJ300H110	300	1.67	126530	2
TKBJ400H110	400	2.75	126540	2
TKBJ500H110	500	3.46	126550	2
TKBJ600H110	600	4.75	126560	2



TKBP...H110

≠ 1.5 mm

CODE	Width a=b=c mm	kg 1 pc.	Catalogue No.	qty
TKBP100H110	100	0.94	126610	2
TKBP150H110	150	1.17	126615	2
TKBP200H110	200	1.65	126620	2
TKBP300H110	300	2.78	126630	2
TKBP400H110	400	4.13	126640	2
TKBP500H110	500	5.20	126650	2
TKBP600H110	600	6.97	126660	2

For installation use Screw Sets SGKM6x12 or SGM6x12.
In case of special orders please specify dimensions a, b and c.

TKP...

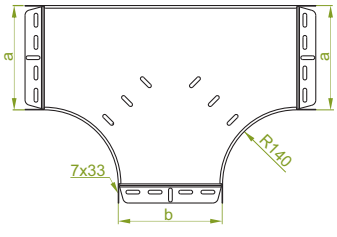

TKPJ...H110

≠ 1.0 mm

CODE	Width a=b mm	kg 1 pc.	Catalogue No.	qty
TKPJ100H110	100	1.49	122914	2
TKPJ150H110	150	1.82	123014	2
TKPJ200H110	200	2.18	123114	2
TKPJ300H110	300	3.06	123214	2
TKPJ400H110	400	4.10	123314	2
TKPJ500H110	500	5.26	123414	2
TKPJ600H110	600	6.62	123514	2



TKPP...H110

≠ 1.5 mm

CODE	Width a=b mm	kg 1 pc.	Catalogue No.	qty
TKPP100H110	100	2.21	123614	2
TKPP150H110	150	2.72	123714	2
TKPP200H110	200	3.28	123814	2
TKPP300H110	300	4.61	123914	2
TKPP400H110	400	6.12	124014	2
TKPP500H110	500	7.92	124114	2
TKPP600H110	600	9,94	124214	2

For installation use Screw Sets SGKM6x12 or SGM6x12.
In case of special orders please specify dimensions a and b.

APPLICATIONS
Branching out cable routes.

MATERIAL
Steel, strip-galv. acc to the Sendzimir method to PN-EN 10346:2015-09 (SG)
Available finishes:
F - steel, hot-dip galv. to PN-EN ISO 1461:2011 (HDG)
E - stainless steel (SS), grade 1.4301 (AISI304)
L - powder coating in a full range of colours (PC) (info p. 4)

Thickn. (ga) ≠ [mm]: 0.5 0.7 1.0 1.2 1.5 2.0

Horizontal Cross-over

CZK...

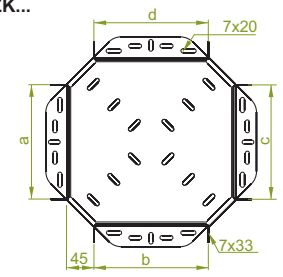

CZKJ...H110

≠ 1.0 mm

CODE	Width a=b=c=d mm	kg 1 pc.	Catalogue No.	qty
CZKJ100H110	100	0.75	122710	2
CZKJ150H110	150	0.81	122715	2
CZKJ200H110	200	1.13	122720	2
CZKJ300H110	300	1.71	122730	2
CZKJ400H110	400	2.93	122740	2
CZKJ500H110	500	3.61	122750	2
CZKJ600H110	600	5.02	122760	2

CZKP...H110

≠ 1.5 mm

CODE	Width a=b=c=d mm	kg 1 pc.	Catalogue No.	qty
CZKP100H110	100	1.00	122810	2
CZKP150H110	150	1.24	122815	2
CZKP200H110	200	1.72	122820	2
CZKP300H110	300	2.97	122830	2
CZKP400H110	400	4.41	122840	2
CZKP500H110	500	5.43	122850	2
CZKP600H110	600	7.30	122860	2

For installation use Screw Sets SGKM6x12 or SGM6x12.
In case of special orders please specify dimensions a, b, c and d.

CZKB...

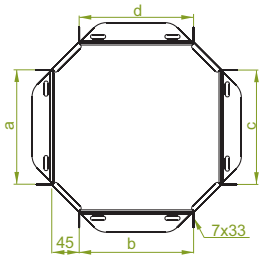

CZKBJ...H110

≠ 1.0 mm

CODE	Width a=b=c=d mm	kg 1 pc.	Catalogue No.	qty
CZKBJ100H110	100	0.75	126710	2
CZKBJ150H110	150	0.81	126715	2
CZKBJ200H110	200	1.13	126720	2
CZKBJ300H110	300	1.71	126730	2
CZKBJ400H110	400	2.93	126740	2
CZKBJ500H110	500	3.61	126750	2
CZKBJ600H110	600	5.02	126760	2



CZKBP...H110

≠ 1.5 mm

CODE	Width a=b=c=d mm	kg 1 pc.	Catalogue No.	qty
CZKBP100H110	100	1.00	126810	2
CZKBP150H110	150	1.24	126815	2
CZKBP200H110	200	1.72	126820	2
CZKBP300H110	300	2.97	126830	2
CZKBP400H110	400	4.41	126840	2
CZKBP500H110	500	5.43	126850	2
CZKBP600H110	600	7.30	126860	2

For installation use Screw Sets SGKM6x12 or SGM6x12.
In case of special orders please specify dimensions a, b, c and d.

CZKP...

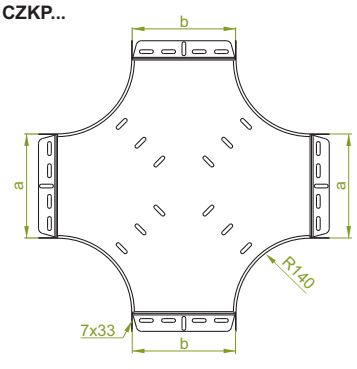

CZKPJ...H110

≠ 1.0 mm

CODE	Width a=b mm	kg 1 pc.	Catalogue No.	qty
CZKPJ100H110	100	1.65	124314	2
CZKPJ150H110	150	2.00	124414	2
CZKPJ200H110	200	2.40	124514	2
CZKPJ300H110	300	3.30	124614	2
CZKPJ400H110	400	4.36	124714	2
CZKPJ500H110	500	5.58	124814	2
CZKPJ600H110	600	6.95	124914	2



CZKPP...H110

≠ 1.5 mm

CODE	Width a=b mm	kg 1 pc.	Catalogue No.	qty
CZKPP100H110	100	2.47	125014	2
CZKPP150H110	150	3.00	125114	2
CZKPP200H110	200	3.59	125214	2
CZKPP300H110	300	4.95	125314	2
CZKPP400H110	400	6.54	125414	2
CZKPP500H110	500	8.38	125514	2
CZKPP600H110	600	10.44	125614	2

For installation use Screw Sets SGKM6x12 or SGM6x12.
In case of special orders please specify dimensions a and b.

APPLICATIONS
Branching out cable routes.

MATERIAL
Steel, strip-galv. acc to the Sendzimir method to PN-EN 10346:2015-09 (SG)
Available finishes:
F - steel, hot-dip galv. to PN-EN ISO 1461:2011 (HDG)
E - stainless steel (SS), grade 1.4301 (AISI304)
L - powder coating in a full range of colours (PC) (info p. 4)

Thickn. (ga) ≠ [mm]: 0.5 | 0.7 | 1.0 | 1.2 | 1.5 | 2.0

Add-on Tee

TKD...

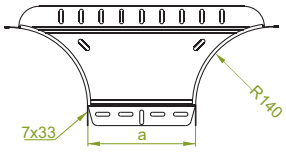

TKDJ...H110

≠ 1.0 mm

CODE	Width a mm	kg 1 pc.	Catalogue No.	qty
TKDJ100H110	100	0.57	122001	2
TKDJ150H110	150	0.64	122101	2
TKDJ200H110	200	0.71	122201	2
TKDJ300H110	300	0.85	122301	2
TKDJ400H110	400	0.99	122401	2
TKDJ500H110	500	1.13	122501	2
TKDJ600H110	600	1.27	122601	2



TKDP...H110

≠ 1.5 mm

CODE	Width a mm	kg 1 pc.	Catalogue No.	qty
TKDP100H110	100	0.85	122002	2
TKDP150H110	150	0.95	122102	2
TKDP200H110	200	1.06	122202	2
TKDP300H110	300	1.27	122302	2
TKDP400H110	400	1.48	122402	2
TKDP500H110	500	1.69	122502	2
TKDP600H110	600	1.90	122602	2

For installation use Screw Sets SGKM6x12 or SGM6x12.

Corner Connector

LRP...

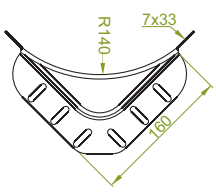

LRPJH110

≠ 1.0 mm

CODE	Height H mm	kg 1 pc.	Catalogue No.	qty
LRPJH110	110	0.29	124000	20

LRPPH110

≠ 1.5 mm

CODE	Height H mm	kg 1 pc.	Catalogue No.	qty
LRPPH110	110	0.50	124001	20

For installation use Screw Sets SGKM6x12 or SGM6x12.

LRJH110

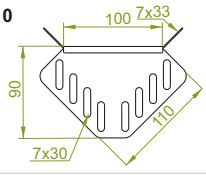

LRJH110

≠ 1.0 mm

CODE	Height H mm	kg 1 pc.	Catalogue No.	qty
LRJH110	110	0.13	123000	20

For installation use Screw Sets SGKM6x12 or SGM6x12.

LRBJH110

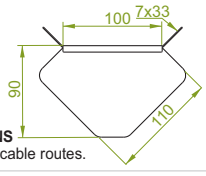

APPLICATIONS
Branching out cable routes.

LRBJH110

≠ 1.0 mm

CODE	Height H mm	kg 1 pc.	Catalogue No.	qty
LRBJH110	110	0.13	123100	20

For installation use Screw Sets SGKM6x12 or SGM6x12.

Angle Reducer

RKJ...

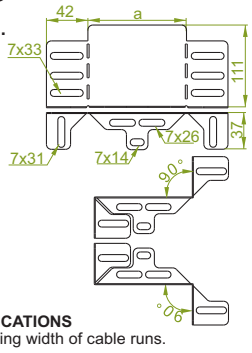

APPLICATIONS
Reducing width of cable runs.

RKJ...H110

≠ 1.0 mm

CODE	Width a mm	kg 1 szt	Catalogue No.	qty
RKJ50H110	50	0.11	122003	10
RKJ100H110	100	0.16	122103	10
RKJ150H110	150	0.22	122203	10
RKJ200H110	200	0.29	122303	10

For installation use Screw Sets SGKM6x12 or SGM6x12.

By selection of apropriate element we can reduce width of the cable tray by 50, 100, 150 or 200mm. For example by attaching RKJ200H110 to 300mm wide cable tray, we can transfer it to 100mm wide. Angle Reducer can be used with all types of BAKS cable trays.



MATERIAL
Steel, strip-galv. acc to the Sendzimir method to PN-EN 10346:2015-09 (SG)
Available finishes:
F - steel, hot-dip galv. to PN-EN ISO 1461:2011 (HDG)
E - stainless steel (SS), grade 1.4301 (AISI304)
L - powder coating in a full range of colours (PC) (info p. 4)

Application example of TKDJ.

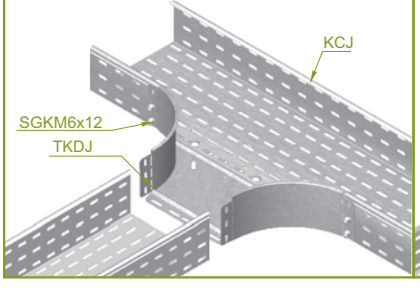

Application example of LRPJH110.

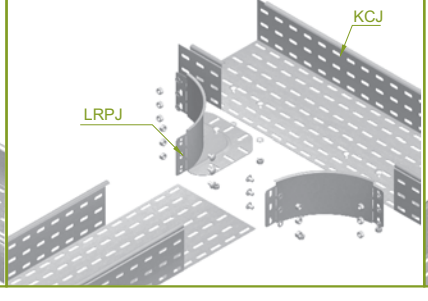

Application example of RKJ...H110



Thickn. (ga) ≠ [mm]: 0.5 0.7 1.0 1.2 1.5 2.0

Left Reducer

RKL...

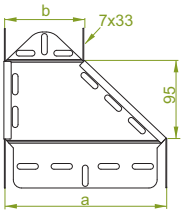

RKLJ...H110

≠ 1.0 mm

CODE	Width a mm	Width b mm	kg 1 pc.	Catalogue No.	qty
RKLJ150/100H110	150	100	0.30	124915	2
RKLJ200/100H110	200	100	0.37	124920	2
RKLJ200/150H110	200	150	0.39	125020	2
RKLJ300/200H110	300	200	0.41	124930	2
RKLJ400/300H110	400	300	0.49	124940	2
RKLJ500/400H110	500	400	0.57	124950	2
RKLJ600/500H110	600	500	0.65	124960	2

RKLP...H110

≠ 1.5 mm

CODE	Width a mm	Width b mm	kg 1 pc.	Catalogue No.	qty
RKLP150/100H110	150	100	0.46	125015	2
RKLP200/100H110	200	100	0.52	125120	2
RKLP200/150H110	200	150	0.53	125220	2
RKLP300/200H110	300	200	0.60	125130	2
RKLP400/300H110	400	300	0.73	125040	2
RKLP500/400H110	500	400	0.86	125050	2
RKLP600/500H110	600	500	0.96	125060	2

For installation use Screw Sets SGKM6x12 or SGM6x12.
In case of special orders please specify dimensions a and b.

Redukcja prawa

RKP...

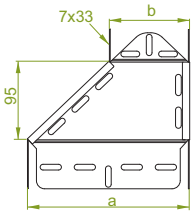

RKPJ...H110

≠ 1.0 mm

CODE	Width a mm	Width b mm	kg 1 pc.	Catalogue No.	qty
RKPJ150/100H110	150	100	0.30	125115	2
RKPJ200/100H110	200	100	0.37	125320	2
RKPJ200/150H110	200	150	0.39	125420	2
RKPJ300/200H110	300	200	0.41	125330	2
RKPJ400/300H110	400	300	0.49	125140	2
RKPJ500/400H110	500	400	0.57	125150	2
RKPJ600/500H110	600	500	0.65	125160	2

RKPP...H110

≠ 1.5 mm

CODE	Width a mm	Width b mm	kg 1 pc.	Catalogue No.	qty
RKPP150/100H110	150	100	0.46	125215	2
RKPP200/100H110	200	100	0.52	125520	2
RKPP200/150H110	200	150	0.53	125620	2
RKPP300/200H110	300	200	0.60	125530	2
RKPP400/300H110	400	300	0.73	125240	2
RKPP500/400H110	500	400	0.86	125250	2
RKPP600/500H110	600	500	0.96	125260	2

For installation use Screw Sets SGKM6x12 or SGM6x12.
In case of special orders please specify dimensions a and b.

Straight Reducer

RKS...

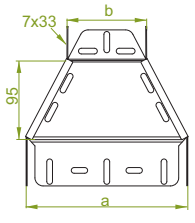

RKSJ...H110

≠ 1.0 mm

CODE	Width a mm	Width b mm	kg 1 pc.	Catalogue No.	qty
RKSJ150/100H110	150	100	0.30	125315	2
RKSJ200/100H110	200	100	0.37	125720	2
RKSJ200/150H110	200	150	0.39	125820	2
RKSJ300/200H110	300	200	0.41	125730	2
RKSJ400/300H110	400	300	0.49	125340	2
RKSJ500/400H110	500	400	0.57	125350	2
RKSJ600/500H110	600	500	0.65	125360	2

RKSP...H110

≠ 1.5 mm

CODE	Width a mm	Width b mm	kg 1 pc.	Catalogue No.	qty
RKSP150/100H110	150	100	0.46	125415	2
RKSP200/100H110	200	100	0.52	125920	2
RKSP200/150H110	200	150	0.53	126020	2
RKSP300/200H110	300	200	0.60	125930	2
RKSP400/300H110	400	300	0.73	125440	2
RKSP500/400H110	500	400	0.86	125450	2
RKSP600/500H110	600	500	0.96	125460	2

For installation use Screw Sets SGKM6x12 or SGM6x12.
In case of special orders please specify dimensions a and b.

APPLICATIONS
Reducing/extending Width of cable runs.

MATERIAL
Steel, strip-galv. acc to the Sendzimir method to PN-EN 10346:2015-09 (SG)
Available finishes:
F - steel, hot-dip galv. to PN-EN ISO 1461:2011 (HDG)
E - stainless steel (SS), grade 1.4301 (AISI304)
L - powder coating in a full range of colours (PC) (info p. 4)

Thickn. (ga) ≠ [mm]: 0.5 0.7 1.0 1.2 1.5 2.0

Left Reducer

RKLB...

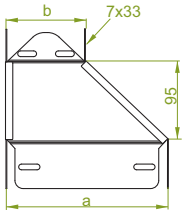

RKLBJ...H110

≠ 1.0 mm

CODE	Width a mm	Width b mm	kg 1 pc.	Catalogue No.	qty
RKLBJ150/100H110	150	100	0.30	128915	2
RKLBJ200/100H110	200	100	0.37	128920	2
RKLBJ200/150H110	200	150	0.39	129020	2
RKLBJ300/200H110	300	200	0.41	128930	2
RKLBJ400/300H110	400	300	0.49	128940	2
RKLBJ500/400H110	500	400	0.57	128950	2
RKLBJ600/500H110	600	500	0.65	128960	2

RKLBP...H110

≠ 1.5 mm

CODE	Width a mm	Width b mm	kg 1 pc.	Catalogue No.	qty
RKLBP150/100H110	150	100	0.46	129015	2
RKLBP200/100H110	200	100	0.52	129120	2
RKLBP200/150H110	200	150	0.53	129220	2
RKLBP300/200H110	300	200	0.60	129130	2
RKLBP400/300H110	400	300	0.73	129040	2
RKLBP500/400H110	500	400	0.86	129050	2
RKLBP600/500H110	600	500	0.96	129060	2

For installation use Screw Sets SGKM6x12 or SGM6x12.
In case of special orders please specify dimensions a and b.

Right Reducer

RKPB...

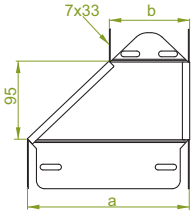

RKPBJ...H110

≠ 1.0 mm

CODE	Width a mm	Width b mm	kg 1 pc.	Catalogue No.	qty
RKPBJ150/100H110	150	100	0.30	129115	2
RKPBJ200/100H110	200	100	0.37	129320	2
RKPBJ200/150H110	200	150	0.39	129420	2
RKPBJ300/200H110	300	200	0.41	129330	2
RKPBJ400/300H110	400	300	0.49	129140	2
RKPBJ500/400H110	500	400	0.57	129150	2
RKPBJ600/500H110	600	500	0.65	129160	2

RKPBP...H110

≠ 1.5 mm

CODE	Width a mm	Width b mm	kg 1 pc.	Catalogue No.	qty
RKPBP150/100H110	150	100	0.46	129215	2
RKPBP200/100H110	200	100	0.52	129520	2
RKPBP200/150H110	200	150	0.53	129620	2
RKPBP300/200H110	300	200	0.60	129530	2
RKPBP400/300H110	400	300	0.73	129240	2
RKPBP500/400H110	500	400	0.86	129250	2
RKPBP600/500H110	600	500	0.96	129260	2

For installation use Screw Sets SGKM6x12 or SGM6x12.
In case of special orders please specify dimensions a and b.

Straight Reducer

RKSB...

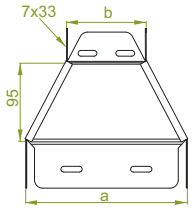

RKSBJ...H110

≠ 1.0 mm

CODE	Width a mm	Width b mm	kg 1 pc.	Catalogue No.	qty
RKSBJ150/100H110	150	100	0.30	129315	2
RKSBJ200/100H110	200	100	0.37	129720	2
RKSBJ200/150H110	200	150	0.39	129820	2
RKSBJ300/200H110	300	200	0.41	129730	2
RKSBJ400/300H110	400	300	0.49	129340	2
RKSBJ500/400H110	500	400	0.57	129350	2
RKSBJ600/500H110	600	500	0.65	129360	2

RKSBP...H110

≠ 1.5 mm

CODE	Width a mm	Width b mm	kg 1 pc.	Catalogue No.	qty
RKSBP150/100H110	150	100	0.46	129415	2
RKSBP200/100H110	200	100	0.52	129920	2
RKSBP200/150H110	200	150	0.53	120020	2
RKSBP300/200H110	300	200	0.60	129930	2
RKSBP400/300H110	400	300	0.73	129440	2
RKSBP500/400H110	500	400	0.86	129450	2
RKSBP600/500H110	600	500	0.96	129460	2

For installation use Screw Sets SGKM6x12 or SGM6x12.
In case of special orders please specify dimensions a and b.

APPLICATIONS
Reducing/extending width of cable runs.

MATERIAL
Steel, strip-galv. acc to the Sendzimir method to PN-EN 10346:2015-09 (SG)
Available finishes:
F - steel, hot-dip galv. to PN-EN ISO 1461:2011 (HDG)
E - stainless steel (SS), grade 1.4301 (AISI304)
L - powder coating in a full range of colours (PC) (info p. 4)

Thickn. (ga) ≠ [mm]: 0.5 | 0.7 | 1.0 | 1.2 | 1.5 | 2.0

Horizontal Bypass

OPZ...

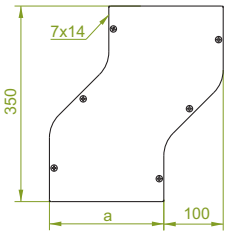

OPZJ...H110

≠ 1.0 mm

CODE	Width a mm	kg 1 pc.	Catalogue No.	qty
OPZJ100H110	100	1.14	123710	1
OPZJ150H110	150	1.40	123715	1
OPZJ200H110	200	1.66	123720	1
OPZJ300H110	300	2.20	123730	1
OPZJ400H110	400	2.72	123740	1
OPZJ500H110	500	3.46	123750	1
OPZJ600H110	600	3.80	123760	1

OPZP...H110

≠ 1.5 mm

CODE	Width a mm	kg 1 pc.	Catalogue No.	qty
OPZP100H110	100	1.70	123810	1
OPZP150H110	150	2.08	123815	1
OPZP200H110	200	2.46	123820	1
OPZP300H110	300	3.40	123830	1
OPZP400H110	400	4.04	123840	1
OPZP500H110	500	5.15	123850	1
OPZP600H110	600	5.68	123860	1



OPZB...

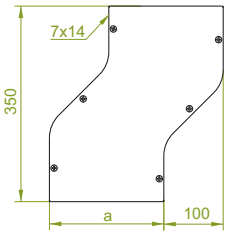

OPZBJ...H110

≠ 1.0 mm

CODE	Width a mm	kg 1 pc.	Catalogue No.	qty
OPZBJ100H110	100	1.14	127710	1
OPZBJ150H110	150	1.40	127715	1
OPZBJ200H110	200	1.66	127720	1
OPZBJ300H110	300	2.20	127730	1
OPZBJ400H110	400	2.72	127740	1
OPZBJ500H110	500	3.46	127750	1
OPZBJ600H110	600	3.80	127760	1

OPZBP...H110

≠ 1.5 mm

CODE	Width a mm	kg 1 pc.	Catalogue No.	qty
OPZBP100H110	100	1.70	127810	1
OPZBP150H110	150	2.08	127815	1
OPZBP200H110	200	2.46	127820	1
OPZBP300H110	300	3.40	127830	1
OPZBP400H110	400	4.04	127840	1
OPZBP500H110	500	5.15	127850	1
OPZBP600H110	600	5.68	127860	1

For installation use Screw Sets SGKM6x12 or SGM6x12 and Connectors LPLH110 or LPPH110. Can be used as a left or right bypass



Vertical Bypass

OPN...

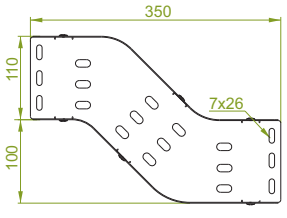

OPNJ...H110

≠ 1.0 mm

CODE	Width a mm	kg 1 pc.	Catalogue No.	qty
OPNJ100H110	100	1.14	123910	1
OPNJ150H110	150	1.40	123915	1
OPNJ200H110	200	1.66	123920	1
OPNJ300H110	300	2.20	123930	1
OPNJ400H110	400	2.72	123940	1
OPNJ500H110	500	3.46	123950	1
OPNJ600H110	600	3.80	123960	1

OPNP...H110

≠ 1.5 mm

CODE	Width a mm	kg 1 pc.	Catalogue No.	qty
OPNP100H110	100	1.70	124010	1
OPNP150H110	150	2.08	124015	1
OPNP200H110	200	2.46	124020	1
OPNP300H110	300	3.40	124030	1
OPNP400H110	400	4.04	124040	1
OPNP500H110	500	5.15	124050	1
OPNP600H110	600	5.68	124060	1



OPNB...

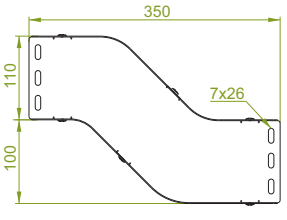

OPNBJ...H110

≠ 1.0 mm

CODE	Width a mm	kg 1 pc.	Catalogue No.	qty
OPNBJ100H110	100	1.14	127910	1
OPNBJ150H110	150	1.40	127915	1
OPNBJ200H110	200	1.66	127920	1
OPNBJ300H110	300	2.20	127930	1
OPNBJ400H110	400	2.72	127940	1
OPNBJ500H110	500	3.46	127950	1
OPNBJ600H110	600	3.80	127960	1

OPNBP...H110

≠ 1.5 mm

CODE	Width a mm	kg 1 pc.	Catalogue No.	qty
OPNBP100H110	100	1.70	128010	1
OPNBP150H110	150	2.08	128015	1
OPNBP200H110	200	2.46	128020	1
OPNBP300H110	300	3.40	128030	1
OPNBP400H110	400	4.04	128040	1
OPNBP500H110	500	5.15	128050	1
OPNBP600H110	600	5.68	128060	1

For installation use Screw Sets SGKM6x12 or SGM6x12 and Connectors LPLH110 or LPPH110. Can be used as an upper or bottom bypass



APPLICATIONS
Bypassing mechanical obstacles in cable routing.

MATERIAL
Steel, strip-galv. acc to the Sendzimir method to PN-EN 10346:2015-09 (SG)
Available finishes:
F - steel, hot-dip galv. to PN-EN ISO 1461:2011 (HDG)
E - stainless steel (SS), grade 1.4301 (AISI304)
L - powder coating in a full range of colours (PC) (info p. 4)

Thickn. (ga) ≠ [mm]: 0.5 | 0.7 | 1.0 | 1.2 | 1.5 | 2.0

90° Vertical Bend

LU...

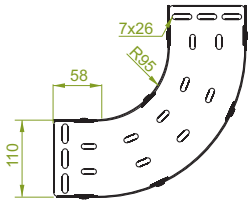

LUJ...H110

≠ 1.0 mm

CODE	Width a mm	kg 1 pc.	Catalogue No.	qty
LUJ100H110	100	1.62	122910	2
LUJ150H110	150	1.97	122915	2
LUJ200H110	200	2.32	122920	2
LUJ300H110	300	3.01	122930	2
LUJ400H110	400	3.71	122940	2
LUJ500H110	500	4.39	122950	2
LUJ600H110	600	5.09	122960	2



LUP...H110

≠ 1.5 mm

CODE	Width a mm	kg 1 pc.	Catalogue No.	qty
LUP100H110	100	2.43	123010	2
LUP150H110	150	2.94	123015	2
LUP200H110	200	3.48	123020	2
LUP300H110	300	4.51	123030	2
LUP400H110	400	5.56	123040	2
LUP500H110	500	6.57	123050	2
LUP600H110	600	7.62	123060	2

For installation use Screw Sets SGKM6x12 or SGM6x12 and Connectors LPLH110 or LPPH110. Can be used as an external or internal bend

LUB...

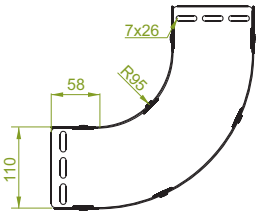

LUBJ...H110

≠ 1.0 mm

CODE	Width a mm	kg 1 pc.	Catalogue No.	qty
LUBJ100H110	100	1.62	126910	2
LUBJ150H110	150	1.97	126915	2
LUBJ200H110	200	2.32	126920	2
LUBJ300H110	300	3.01	126930	2
LUBJ400H110	400	3.71	126940	2
LUBJ500H110	500	4.39	126950	2
LUBJ600H110	600	5.09	126960	2



LUBP...H110

≠ 1.5 mm

CODE	Width a mm	kg 1 pc.	Catalogue No.	qty
LUBP100H110	100	2.43	127010	2
LUBP150H110	150	2.94	127015	2
LUBP200H110	200	3.48	127020	2
LUBP300H110	300	4.51	127030	2
LUBP400H110	400	5.56	127040	2
LUBP500H110	500	6.57	127050	2
LUBP600H110	600	7.62	127060	2

For installation use Screw Sets SGKM6x12 or SGM6x12 and Connectors LPLH110 or LPPH110. Can be used as an external or internal bend

LUP...

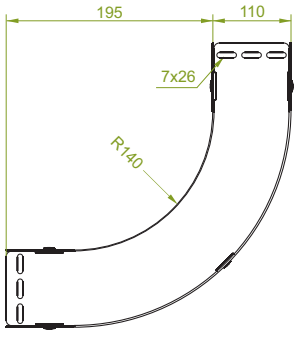

LUPJ...H110

≠ 1.0 mm

CODE	Width a mm	kg 1 pc.	Catalogue No.	qty
LUPJ100H110	100	1.78	125714	1
LUPJ150H110	150	2.17	125814	1
LUPJ200H110	200	2.55	125914	1
LUPJ300H110	300	3.31	126014	1
LUPJ400H110	400	4.08	126114	1
LUPJ500H110	500	4.83	126214	1
LUPJ600H110	600	5.60	126314	1

LUPP...H110

≠ 1.5 mm

CODE	Width a mm	kg 1 pc.	Catalogue No.	qty
LUPP100H110	100	2.67	126414	1
LUPP150H110	150	3.25	126514	1
LUPP200H110	200	3.82	126614	1
LUPP300H110	300	4.96	126714	1
LUPP400H110	400	6.12	126814	1
LUPP500H110	500	7.24	126914	1
LUPP600H110	600	8.40	127014	1

For installation use Screw Sets SGKM6x12 or SGM6x12 and Connectors LPLH110 or LPPH110. Can be used as an external or internal bend

APPLICATIONS
Diversions in cable routing.

MATERIAL
Steel, strip-galv. acc to the Sendzimir method to PN-EN 10346:2015-09 (SG)
Available finishes:
F - steel, hot-dip galv. to PN-EN ISO 1461:2011 (HDG)
E - stainless steel (SS), grade 1.4301 (AISI304)
L - powder coating in a full range of colours (PC) (info p. 4)

Thickn. (ga) ≠ [mm]: 0.5 | 0.7 | 1.0 | 1.2 | 1.5 | 2.0

45° Vertical Bend

LUM...

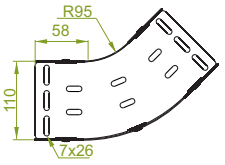

LUMJ...H110

≠ 1.0 mm

CODE	Width a mm	kg 1 pc.	Catalogue No.	qty
LUMJ100H110	100	1.13	123110	2
LUMJ150H110	150	1.37	123115	2
LUMJ200H110	200	1.62	123120	2
LUMJ300H110	300	2.10	123130	2
LUMJ400H110	400	2.59	123140	2
LUMJ500H110	500	3.07	123150	2
LUMJ600H110	600	3.55	123160	2



LUMP...H110

≠ 1.5 mm

CODE	Width a mm	kg 1 pc.	Catalogue No.	qty
LUMP100H110	100	1.61	123210	2
LUMP150H110	150	1.97	123215	2
LUMP200H110	200	2.34	123220	2
LUMP300H110	300	3.16	123230	2
LUMP400H110	400	3.89	123240	2
LUMP500H110	500	4.59	123250	2
LUMP600H110	600	5.33	123260	2

For installation use Screw Sets SGKM6x12 or SGM6x12 and Connectors LPLH110 or LPPH110. Can be used as an external or internal bend

LUMB...

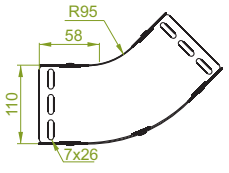

LUMBJ...H110

≠ 1.0 mm

CODE	Width a mm	kg 1 pc.	Catalogue No.	qty
LUMBJ100H110	100	1.13	127110	2
LUMBJ150H110	150	1.37	127115	2
LUMBJ200H110	200	1.62	127120	2
LUMBJ300H110	300	2.10	127130	2
LUMBJ400H110	400	2.59	127140	2
LUMBJ500H110	500	3.07	127150	2
LUMBJ600H110	600	3.55	127160	2



LUMBP...H110

≠ 1.5 mm

CODE	Width a mm	kg 1 pc.	Catalogue No.	qty
LUMBP100H110	100	1.61	127210	2
LUMBP150H110	150	1.97	127215	2
LUMBP200H110	200	2.34	127220	2
LUMBP300H110	300	3.16	127230	2
LUMBP400H110	400	3.89	127240	2
LUMBP500H110	500	4.59	127250	2
LUMBP600H110	600	5.33	127260	2

For installation use Screw Sets SGKM6x12 or SGM6x12 and Connectors LPLH110 or LPPH110. Can be used as an external or internal bend

LUMP...



LUMPJ...H110

≠ 1.0 mm

CODE	Width a mm	kg 1 pc.	Catalogue No.	qty
LUMPJ100H110	100	1.24	127114	1
LUMPJ150H110	150	1.51	127214	1
LUMPJ200H110	200	1.78	127314	1
LUMPJ300H110	300	2.31	127414	1
LUMPJ400H110	400	2.85	127514	1
LUMPJ500H110	500	3.37	127614	1
LUMPJ600H110	600	3.91	127714	1



LUMPP...H110

≠ 1.5 mm

CODE	Width a mm	kg 1 pc.	Catalogue No.	qty
LUMPP100H110	100	1.89	127814	1
LUMPP150H110	150	2.26	127914	1
LUMPP200H110	200	2.67	128014	1
LUMPP300H110	300	3.46	128114	1
LUMPP400H110	400	4.27	128214	1
LUMPP500H110	500	5.05	128314	1
LUMPP600H110	600	5.86	128414	1

For installation use Screw Sets SGKM6x12 or SGM6x12 and Connectors LPLH110 or LPPH110. Can be used as an external or internal bend

APPLICATIONS
Diversions in cable routing.

MATERIAL
Steel, strip-galv. acc to the Sendzimir method to PN-EN 10346:2015-09 (SG)
Available finishes:
F - steel, hot-dip galv. to PN-EN ISO 1461:2011 (HDG)
E - stainless steel (SS), grade 1.4301 (AISI304)
L - powder coating in a full range of colours (PC) (info p. 4)

Thickn. (ga) ≠ [mm]: 0.5 0.7 1.0 1.2 1.5 2.0

Adjustable Vertical Bend

LL...

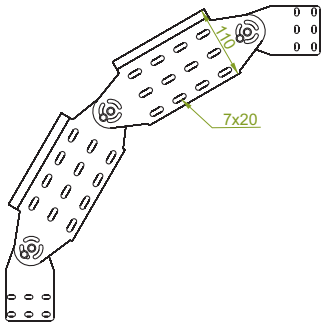

LLJ...H110

≠ 1.0 mm

CODE	Width a mm	kg 1 szt	Catalogue No.	Qty
LLJ100H110	100	2.04	123310	1
LLJ150H110	150	2.23	123315	1
LLJ200H110	200	2.39	123320	1
LLJ300H110	300	2.73	123330	1
LLJ400H110	400	3.04	123340	1
LLJ500H110	500	3.39	123350	1
LLJ600H110	600	3.70	123360	1

LLP...H110

≠ 1.5 mm

CODE	Width a mm	kg 1 szt	Catalogue No.	Qty
LLP100H110	100	2.54	123410	1
LLP150H110	150	3.45	123415	1
LLP200H110	200	3.61	123420	1
LLP300H110	300	3.11	123430	1
LLP400H110	400	4.63	123440	1
LLP500H110	500	5.13	123450	1
LLP600H110	600	5.62	123460	1

For installation use Screw Sets SGKM6x12 or SGM6x12. Adjustable Vertical Bend is delivered fully assembled together with: 2 Adjustable Vertical Bend Elements 4 parts of the 2-part Angle Connector item, 6 sets of screws

Adjustable Vertical Bend Element

EL...

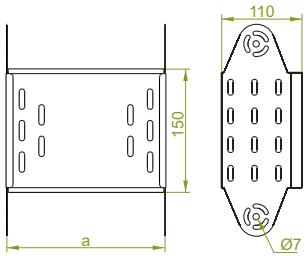

ELJ...H110

≠ 1.0 mm

CODE	Width a mm	kg 1 szt	Catalogue No.	Qty
ELJ100H110	100	0.57	123510	2
ELJ150H110	150	0.67	123515	2
ELJ200H110	200	0.75	123520	2
ELJ300H110	300	0.92	123530	2
ELJ400H110	400	1.07	123540	2
ELJ500H110	500	1.25	123550	2
ELJ600H110	600	1.40	123560	2

ELP...H110

≠ 1.5 mm

CODE	Width a mm	kg 1 szt	Catalogue No.	Qty
ELP100H110	100	0.87	123610	2
ELP150H110	150	0.99	123615	2
ELP200H110	200	1.12	123620	2
ELP300H110	300	1.36	123630	2
ELP400H110	400	1.63	123640	2
ELP500H110	500	1.88	123650	2
ELP600H110	600	2.11	123660	2

Possibility of creating adjustable vertical bends of any internal radius through adding up bend elements

Adjustable Vertical Bend

LLB...

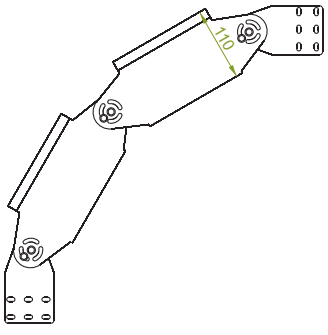

LLBJ...H110

≠ 1.0 mm

CODE	Width a mm	kg 1 szt	Catalogue No.	Qty
LLBJ100H110	100	2.04	127310	1
LLBJ150H110	150	2.23	127315	1
LLBJ200H110	200	2.39	127320	1
LLBJ300H110	300	2.73	127330	1
LLBJ400H110	400	3.04	127340	1
LLBJ500H110	500	3.39	127350	1
LLBJ600H110	600	3.70	127360	1

LLBP...H110

≠ 1.5 mm

CODE	Width a mm	kg 1 szt	Catalogue No.	Qty
LLBP100H110	100	2.54	127410	1
LLBP150H110	150	3.45	127415	1
LLBP200H110	200	3.61	127420	1
LLBP300H110	300	3.11	127430	1
LLBP400H110	400	4.63	127440	1
LLBP500H110	500	5.13	127450	1
LLBP600H110	600	5.62	127460	1

For installation use Screw Sets SGKM6x12 or SGM6x12. Adjustable Vertical Bend is delivered fully assembled together with: 2 Adjustable Vertical Bend Elements 4 parts of the 2-part Angle Connector item, 6 sets of screws

Adjustable Vertical Bend Element

ELB...

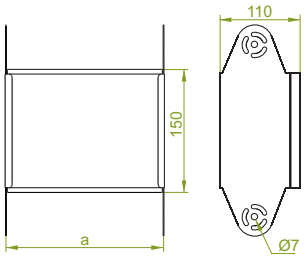

APPLICATIONS
Diversions in cable routing.
Full-range angle adjustment with a lock.

ELBJ...H110

≠ 1.0 mm

CODE	Width a mm	kg 1 szt	Catalogue No.	Qty
ELBJ100H110	100	0.57	127510	2
ELBJ150H110	150	0.67	127515	2
ELBJ200H110	200	0.75	127520	2
ELBJ300H110	300	0.92	127530	2
ELBJ400H110	400	1.07	127540	2
ELBJ500H110	500	1.25	127550	2
ELBJ600H110	600	1.40	127560	2

ELBP...H110

≠ 1.5 mm

CODE	Width a mm	kg 1 szt	Catalogue No.	Qty
ELBP100H110	100	0.87	127610	2
ELBP150H110	150	0.99	127615	2
ELBP200H110	200	1.12	127620	2
ELBP300H110	300	1.36	127630	2
ELBP400H110	400	1.63	127640	2
ELBP500H110	500	1.88	127650	2
ELBP600H110	600	2.11	127660	2

Possibility of creating adjustable vertical bends of any internal radius through adding up bend elements

MATERIAL
Steel, strip-galv. acc to the Sendzimir method to PN-EN 10346:2015-09 (SG)
Available finishes:
F - steel, hot-dip galv. to PN-EN ISO 1461:2011 (HDG)
E - stainless steel (SS), grade 1.4301 (AISI304)
L - powder coating in a full range of colours (PC) (info p. 4)

Thickn. (ga) ≠ [mm]: 0.5 | 0.7 | 1.0 | 1.2 | 1.5 | 2.0

Vertical Elbow - Right

KRP...

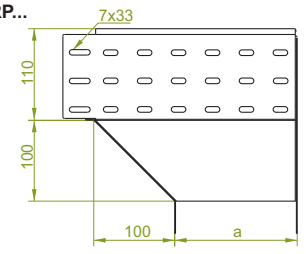

KRPJ...H110

≠ 1.0 mm

CODE	Width a mm	kg 1 pc.	Catalogue No.	qty
KRPJ100H110	100	1.08	124310	1
KRPJ150H110	150	1.64	124315	1
KRPJ200H110	200	2.17	124320	1
KRPJ300H110	300	3.56	124330	1
KRPJ400H110	400	4.65	124340	1
KRPJ500H110	500	5.95	124350	1
KRPJ600H110	600	7.15	124360	1

KRPP...H110

≠ 1.5 mm

CODE	Width a mm	kg 1 pc.	Catalogue No.	qty
KRPP100H110	100	1.63	124410	1
KRPP150H110	150	2.17	124415	1
KRPP200H110	200	3.24	124420	1
KRPP300H110	300	4.87	124430	1
KRPP400H110	400	6.35	124440	1
KRPP500H110	500	8.03	124450	1
KRPP600H110	600	9,55	124460	1

For installation use Screw Sets SGKM6x12 or SGM6x12.



KRPB...

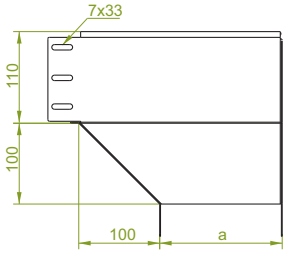

KRPBJ...H110

≠ 1.0 mm

CODE	Width a mm	kg 1 pc.	Catalogue No.	qty
KRPBJ100H110	100	1.08	128310	1
KRPBJ150H110	150	1.64	128315	1
KRPBJ200H110	200	2.17	128320	1
KRPBJ300H110	300	3.56	128330	1
KRPBJ400H110	400	4.65	128340	1
KRPBJ500H110	500	5.95	128350	1
KRPBJ600H110	600	7.15	128360	1

KRPBP...H110

≠ 1.5 mm

CODE	Width a mm	kg 1 pc.	Catalogue No.	qty
KRPBP100H110	100	1.63	128410	1
KRPBP150H110	150	2.17	128415	1
KRPBP200H110	200	3.24	128420	1
KRPBP300H110	300	4.87	128430	1
KRPBP400H110	400	6.35	128440	1
KRPBP500H110	500	8.03	128450	1
KRPBP600H110	600	9,55	128460	1

For installation use Screw Sets SGKM6x12 or SGM6x12.



Vertical Elbow - Left

KRL...

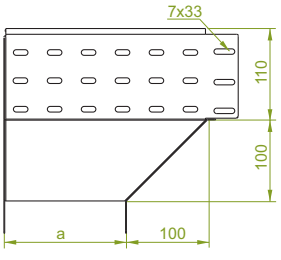

KRLJ...H110

≠ 1.0 mm

CODE	Width a mm	kg 1 pc.	Catalogue No.	qty
KRLJ100H110	100	1.08	124110	1
KRLJ150H110	150	1.64	124115	1
KRLJ200H110	200	2.17	124120	1
KRLJ300H110	300	3.56	124130	1
KRLJ400H110	400	4.65	124140	1
KRLJ500H110	500	5.95	124150	1
KRLJ600H110	600	7.15	124160	1

KRLP...H110

≠ 1.5 mm

CODE	Width a mm	kg 1 pc.	Catalogue No.	qty
KRLP100H110	100	1.63	124210	1
KRLP150H110	150	2.17	124215	1
KRLP200H110	200	3.24	124220	1
KRLP300H110	300	4.87	124230	1
KRLP400H110	400	6.35	124240	1
KRLP500H110	500	8.03	124250	1
KRLP600H110	600	9,55	124260	1

For installation use Screw Sets SGKM6x12 or SGM6x12.



KRLB...

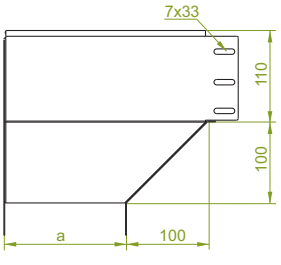

KRLBJ...H110

≠ 1.0 mm

CODE	Width a mm	kg 1 pc.	Catalogue No.	qty
KRLBJ100H110	100	1.08	128110	1
KRLBJ150H110	150	1.64	128115	1
KRLBJ200H110	200	2.17	128120	1
KRLBJ300H110	300	3.56	128130	1
KRLBJ400H110	400	4.65	128140	1
KRLBJ500H110	500	5.95	128150	1
KRLBJ600H110	600	7.15	128160	1

KRLBP...H110

≠ 1.5 mm

CODE	Width a mm	kg 1 pc.	Catalogue No.	qty
KRLBP100H110	100	1.63	128210	1
KRLBP150H110	150	2.17	128215	1
KRLBP200H110	200	3.24	128220	1
KRLBP300H110	300	4.87	128230	1
KRLBP400H110	400	6.35	128240	1
KRLBP500H110	500	8.03	128250	1
KRLBP600H110	600	9,55	128260	1

For installation use Screw Sets SGKM6x12 or SGM6x12.



APPLICATIONS
Diversions in cable routing.

MATERIAL
Steel, strip-galv. acc to the Sendzimir method to PN-EN 10346:2015-09 (SG)
Available finishes:
F - steel, hot-dip galv. to PN-EN ISO 1461:2011 (HDG)
E - stainless steel (SS), grade 1.4301 (AISI304)
L - powder coating in a full range of colours (PC) (info p. 4)

Thickn. (ga) ≠ [mm]: 0.5 | 0.7 | 1.0 | 1.2 | 1.5 | 2.0

Vertical Tee - Lengthwise

TR...

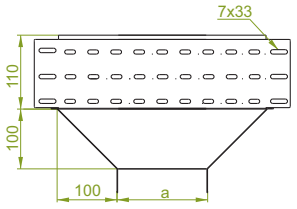

TRJ...H110

≠ 1.0 mm

CODE	Width a mm	kg 1 pc.	Catalogue No.	qty
TRJ100H110	100	1.26	124510	1
TRJ150H110	150	1.91	124515	1
TRJ200H110	200	2.46	124520	1
TRJ300H110	300	3.83	124530	1
TRJ400H110	400	5.08	124540	1
TRJ500H110	500	6.00	124550	1
TRJ600H110	600	6.70	124560	1

TRP...H110

≠ 1.5 mm

CODE	Width a mm	kg 1 pc.	Catalogue No.	qty
TRP100H110	100	1.96	124610	1
TRP150H110	150	2.75	124615	1
TRP200H110	200	3.70	124620	1
TRP300H110	300	5.80	124630	1
TRP400H110	400	7.50	124640	1
TRP500H110	500	9,90	124650	1
TRP600H110	600	11.00	124660	1

For installation use Screw Sets SGKM6x12 or SGM6x12.

TRB...

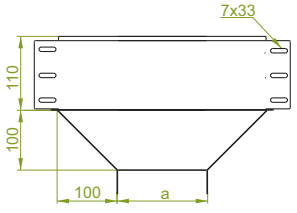

TRBJ...H110

≠ 1.0 mm

CODE	Width a mm	kg 1 pc.	Catalogue No.	qty
TRBJ100H110	100	1.26	128510	1
TRBJ150H110	150	1.91	128515	1
TRBJ200H110	200	2.46	128520	1
TRBJ300H110	300	3.83	128530	1
TRBJ400H110	400	5.08	128540	1
TRBJ500H110	500	6.00	128550	1
TRBJ600H110	600	6.70	128560	1

TRBP...H110

≠ 1.5 mm

CODE	Width a mm	kg 1 pc.	Catalogue No.	qty
TRBP100H110	100	1.96	128610	1
TRBP150H110	150	2.75	128615	1
TRBP200H110	200	3.70	128620	1
TRBP300H110	300	5.80	128630	1
TRBP400H110	400	7.50	128640	1
TRBP500H110	500	9,90	128650	1
TRBP600H110	600	11.00	128660	1

For installation use Screw Sets SGKM6x12 or SGM6x12.

Vertical Tee - Crosswise

TRS...

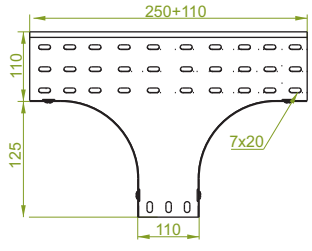

TRSJ...H110

≠ 1.0 mm

CODE	Width a mm	kg 1 pc.	Catalogue No.	qty
TRSJ100H110	100	1.76	124710	1
TRSJ150H110	150	1.95	124715	1
TRSJ200H110	200	2.13	124720	1
TRSJ300H110	300	2.50	124730	1
TRSJ400H110	400	2.87	124740	1
TRSJ500H110	500	3.24	124750	1
TRSJ600H110	600	3.60	124760	1

TRSP...H110

≠ 1.5 mm

CODE	Width a mm	kg 1 pc.	Catalogue No.	qty
TRSP100H110	100	2.65	124810	1
TRSP150H110	150	2.92	124815	1
TRSP200H110	200	3.20	124820	1
TRSP300H110	300	3.75	124830	1
TRSP400H110	400	4.30	124840	1
TRSP500H110	500	4.86	124850	1
TRSP600H110	600	5.42	124860	1

For installation use Screw Sets SGKM6x12 or SGM6x12.

TRSB...

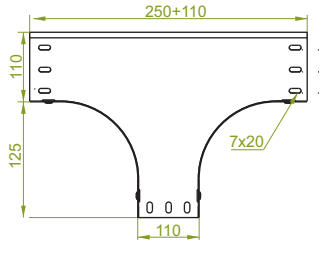

TRSBJ...H110

≠ 1.0 mm

CODE	Width a mm	kg 1 pc.	Catalogue No.	qty
TRSBJ100H110	100	1.76	128710	1
TRSBJ150H110	150	1.95	128715	1
TRSBJ200H110	200	2.13	128720	1
TRSBJ300H110	300	2.50	128730	1
TRSBJ400H110	400	2.87	128740	1
TRSBJ500H110	500	3.24	128750	1
TRSBJ600H110	600	3.60	128760	1

TRSBP...H110

≠ 1.5 mm

CODE	Width a mm	kg 1 pc.	Catalogue No.	qty
TRSBP100H110	100	2.65	128810	1
TRSBP150H110	150	2.92	128815	1
TRSBP200H110	200	3.20	128820	1
TRSBP300H110	300	3.75	128830	1
TRSBP400H110	400	4.30	128840	1
TRSBP500H110	500	4.86	128850	1
TRSBP600H110	600	5.42	128860	1

For installation use Screw Sets SGKM6x12 or SGM6x12 and Connectors LPLH110 or LPPH110.

APPLICATIONS
Branching out cable routes.

MATERIAL
Steel, strip-galv. acc to the Sendzimir method to PN-EN 10346:2015-09 (SG)
Available finishes:
F - steel, hot-dip galv. to PN-EN ISO 1461:2011 (HDG)
E - stainless steel (SS), grade 1.4301 (AISI304)
L - powder coating in a full range of colours (PC) (info p. 4)

Thickn. (ga) ≠ [mm]: 0.5 | 0.7 | 1.0 | 1.2 | 1.5 | 2.0

Note. Hot dip galvanizing (PN-EN ISO 1461:2011 (HDG)) and diffusion galvanizing method (PN-EN ISO 17668:2016) for elements up to 200mm will be replaced with zink flake coating method PN-EN ISO 10683:2014-09

Rod Protection Cap

NOP...

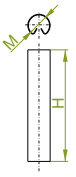

APPLICATIONS
Cable protection while pulling.

NOP8...

CODE	do pręta M mm	Height H mm	kg 1 pc.	Catalogue No.	Qty
NOP8H85	8	85	0.01	164226	100
NOP8H140	8	140	0.02	164326	100
NOP8H180	8	180	0.03	164426	100

NOP10...

CODE	do pręta M mm	Height H mm	kg 1 pc.	Catalogue No.	Qty
NOP10H85	10	85	0.01	164526	100
NOP10H140	10	140	0.02	164626	100
NOP10H180	10	180	0.03	164726	100

Protection caps can be used for cable trays of the following heights:
NOP...85 – H30-H50, NOP....H140 – H60-H80, NOP...H180 – H100-H110

N

MATERIAL
Steel, strip-galv. acc. to the Sendzimir method PN-EN 10346:2015-09 (SG)
Available finishes:
F - steel galvanized using zinc flake coating method PN-EN ISO 10683:2014-09
E - stainless steel (SS), grade 1.4301 (AISI304)
L - powder coating in a full range of colours (PC) (info p. 4)

Hanger

WD...

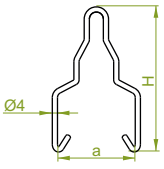

APPLICATIONS
Suspending cable routes and profiles.

WD...

CODE	Width a mm	Height H mm	Safe Working Load F_{max}[kN]	kg 1 pc.	Catalogue No.	Qty
WD50	50	127	0.90	0.03	910000	100
WD100	100	130	0.39	0.03	940000	50

WD50 Hanger can be used with cable trays of 50 mm width
WD100 Hanger can be used with cable trays of 100 mm width

N

MATERIAL
Electro-galvanised wire (EG)
Available finishes:
F - steel, hot-dip galv. to PN-EN ISO 1461:2011 (HDG)
E- stainless wire (SS)
L- powder coating in a full range of colours (PC) (info p. 4)

Stiffening Connector

LUWD

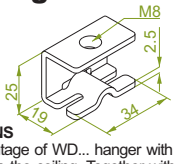

APPLICATIONS
Simplified montage of WD... hanger with the threaded rod to the ceiling. Together with WD... hanger and PG... rod gives possibility of suspending cable trays, channels and wire mesh cable trays-stiffens sling based on WD... hanger

LUWD

CODE	Safe Working Load F_{max}[kN]	kg 1 pc.	Catalogue No.	Qty
LUWD	0.55	0.03	920100	50

N

MATERIAL
Steel, strip-galv. acc. to the Sendzimir method PN-EN 10346:2015-09 (SG)
Available finishes:
F - steel galvanized using zinc flake coating method PN-EN ISO 10683:2014-09
E - stainless steel (SS), grade 1.4301 (AISI304).
L - powder coating in a full range of colours (PC) (info p. 4)

Barrier Strip

New type
PG...N

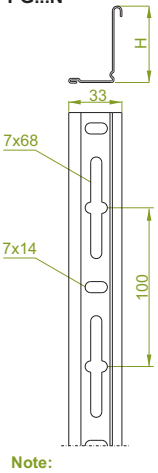

Old type

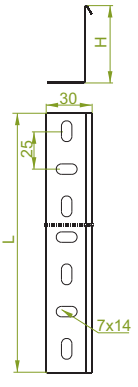

Note:
Barrier strip manufactured from stainless steel (SS) in the older version only

APPLICATIONS
Lengthwise division of cable trays.

PGR...N

≠ 0.5 mm

CODE	Height H mm	Length L mm	kg 1 m	Catalogue No.	Qty/m
PGR30/3N	27	3000	0.20	130209	10/30
PGR40/2N	39	2000	0.29	140109	10/20
PGR40/3N	39	3000	0.29	140209	10/30

PGL...N

≠ 0.7 mm

CODE	Height H mm	Length L mm	kg 1 m	Catalogue No.	Qty/m
PGL50/3N	47	3000	0.48	150409	10/30
PGL60/2N	57	2000	0.54	160109	10/20
PGL60/3N	57	3000	0.54	160209	10/30
PGL80/3N	77	3000	0.66	180209	10/30
PGL100/3N	97	3000	0.78	110209	10/30
PGL110/3N	107	3000	0.89	120209	10/30

PGJ...N

≠ 1.0 mm

CODE	Height H mm	Length L mm	kg 1 m	Catalogue No.	Qty/m
PGJ80/3N	77	3000	0.90	180409	10/30
PGJ100/3N	97	3000	1.07	110409	10/30
PGJ110/3N	107	3000	1.17	120409	10/30



N

MATERIAL
Steel, strip-galv. acc. to the Sendzimir method PN-EN 10346:2015-09 (SG)
Available finishes:
F - steel, hot-dip galv. to PN-EN ISO 1461:2011 (HDG) only for **PGJ...**
E - stainless steel (SS), grade 1.4301 (AISI304).
L - powder coating in a full range of colours (PC) (info p. 4)

Example of application NOP and WD50

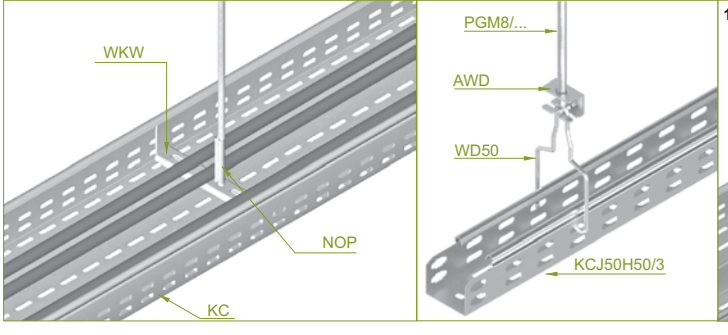

Application Example of Barrier Strip PGJN in Combination with Strip Connectors LPG and LPKD1

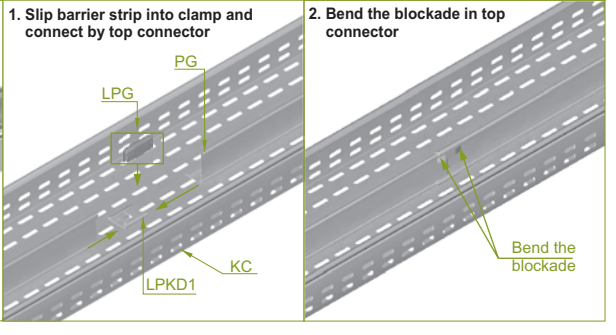

Thickn. (ga) ≠ [mm]: 0.7 1.0 1.2 1.5 2.0

Note. Hot dip galvanizing (PN-EN ISO 1461:2011 (HDG)) and diffusion galvanizing method (PN-EN ISO 17668:2016) for elements up to 200mm will be replaced with zink flake coating method PN-EN ISO 10683:2014-09

Barrier Strip for 90° Vertical Bend

PLW...

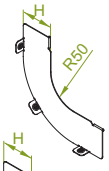

PLPW...

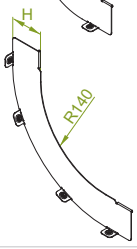

PLW...

≠ 1.0 mm

CODE	Height H mm	kg 1 pc	Catalogue No.	Qty
PLW30	30	0.06	190100	10
PLW42	42	0.08	190101	10
PLW50	50	0.10	190102	10
PLW60	60	0.13	190103	10
PLW80	80	0.21	190104	10
PLW100	100	0.29	190105	10
PLW110	110	0.32	190106	10

PLPW...

≠ 1.0 mm

CODE	Height H mm	kg 1 pc	Catalogue No.	Qty
PLPW30	30	0.10	190120	10
PLPW42	42	0.13	190121	10
PLPW50	50	0.15	190122	10
PLPW60	60	0.19	190123	10
PLPW80	80	0.25	190124	10
PLPW100	100	0.32	190125	10
PLPW110	110	0.36	190126	10





Barrier Strip for 45° Vertical Bend Internal

PLMW...

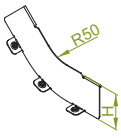

PLMPW...

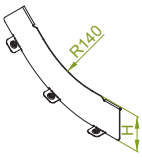

PLMW...

≠ 1.0 mm

CODE	Height H mm	kg 1 pc	Catalogue No.	Qty
PLMW30	30	0.05	190140	10
PLMW42	42	0.07	190141	10
PLMW50	50	0.08	190142	10
PLMW60	60	0.10	190143	10
PLMW80	80	0.15	190144	10
PLMW100	100	0.18	190145	10
PLMW110	110	0.20	190146	10

PLMPW...

≠ 1.0 mm

CODE	Height H mm	kg 1 pc	Catalogue No.	Qty
PLMPW30	30	0.06	190160	10
PLMPW42	42	0.08	190161	10
PLMPW50	50	0.10	190162	10
PLMPW60	60	0.12	190163	10
PLMPW80	80	0.17	190164	10
PLMPW100	100	0.21	190165	10
PLMPW110	110	0.24	190166	10



Barrier Strip for 90° Vertical Bend External

PLZ...

PLPZ...

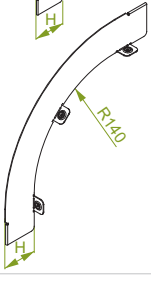

PLZ...

≠ 1.0 mm

CODE	Height H mm	kg 1 pc	Catalogue No.	Qty
PLZ30	30	0.06	190110	10
PLZ42	42	0.08	190111	10
PLZ50	50	0.10	190112	10
PLZ60	60	0.13	190113	10
PLZ80	80	0.21	190114	10
PLZ100	100	0.29	190115	10
PLZ110	110	0.32	190116	10

PLPZ...

≠ 1.0 mm

CODE	Height H mm	kg 1 pc	Catalogue No.	Qty
PLPZ30	30	0.10	190130	10
PLPZ42	42	0.13	190131	10
PLPZ50	50	0.15	190132	10
PLPZ60	60	0.19	190133	10
PLPZ80	80	0.25	190134	10
PLPZ100	100	0.32	190135	10
PLPZ110	110	0.36	190136	10

Barrier Strip for 45° Vertical Bend External

PLMZ...

PLMPZ...

APPLICATIONS
Lengthwise division of internal/external vertical bends

PLMZ...

≠ 1.0 mm

CODE	Height H mm	kg 1 pc	Catalogue No.	Qty
PLMZ30	30	0.05	190150	10
PLMZ42	42	0.07	190151	10
PLMZ50	50	0.08	190152	10
PLMZ60	60	0.10	190153	10
PLMZ80	80	0.15	190154	10
PLMZ100	100	0.18	190155	10
PLMZ110	110	0.20	190156	10

PLMPZ...

≠ 1.0 mm

CODE	Height H mm	kg 1 pc	Catalogue No.	Qty
PLMPZ30	30	0.06	190170	10
PLMPZ42	42	0.08	190171	10
PLMPZ50	50	0.10	190172	10
PLMPZ60	60	0.12	190173	10
PLMPZ80	80	0.17	190174	10
PLMPZ100	100	0.21	190175	10
PLMPZ110	110	0.24	190176	10

MATERIAL
Steel, strip-galv. acc. to the Sendzimir method PN-EN 10346:2015-09 (SG)
Available finishes:
F - steel, hot-dip galv. to PN-EN ISO 1461:2011 (HDG)
E - stainless steel (SS), grade 1.4301 (AISI304)
L - powder coating in a full range of colours (PC) (info p. 4)

Thickn. (ga) ≠ [mm]: 0.7 1.0 1.2 1.5 2.0

Note. Hot dip galvanizing (PN-EN ISO 1461:2011 (HDG)) and diffusion galvanizing method (PN-EN ISO 17668:2016) for elements up to 200mm will be replaced with zink flake coating method PN-EN ISO 10683:2014-09

Barrier Strip Connector - Top

LPG

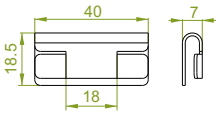

APPLICATIONS
Alignment of the top edges of connected barrier strips. Protection of the cables aginast damage during pulling

LPG

≠ 0.7 mm

CODE	kg 1 pc	Catalogue No.	Qty
LPG	0.01	191000	100



MATERIAL
Steel, strip-galv. acc. to the Sendzimir method PN-EN 10346:2015-09 (SG)
Available finishes:
F - steel galvanized using zinc flake coating method PN-EN ISO 10683:2014-09
E - stainless steel (SS), grade 1.4301 (AISI304)
L - powder coating in a full range of colours (PC) (info p. 4)

Barrier Strip Connector - Bottom

LPKD1

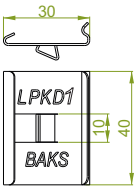

APPLICATIONS
Alignment of the bottom edges of connected barrier strips (protection of the cables aginast damage during pulling) and fixing to the tray. Fits to all types except KB… and KG…

LPKD1

≠ 0.7 mm

CODE	kg 1 pc	Catalogue No.	Qty
LPKD1	0.01	193000	100

LPKD2

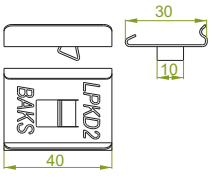

APPLICATIONS
Alignment of the bottom edges of connected barrier strips (protection of the cables aginast damage during pulling) and fixing to the tray. Fits only to KG…

LPKD2

≠ 0.7 mm

CODE	kg 1 pc	Catalogue No.	Qty
LPKD2	0.01	193100	100

MATERIAL
Electro-galvanised steel (EG)

Horizontal Bend Barrier

PGK...

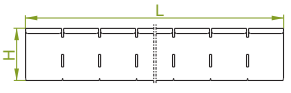

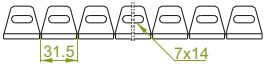

APPLICATIONS
Lengthwise division of bend

PGK...

≠ 1.0 mm

CODE	Height H mm	Length L mm	kg 1 pc	Catalogue No.	Qty
PGK30/1	27	975	0.43	190190	10
PGK42/1	39	975	0.52	190191	10
PGK50/1	47	975	0.57	190192	10
PGK60/1	57	975	0.65	190193	10
PGK80/1	77	975	0.80	190194	10
PGK100/1	97	975	0.93	190195	10
PGK110/1	107	975	1.00	190196	10

For installation use Screw Sets SGKM6x12 or SGM6x12

Advantages
- any radius can be applied
- possible assembly at any point of knee

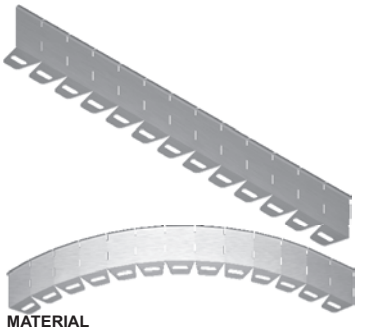

MATERIAL
Steel, strip-galv. acc. to the Sendzimir method PN-EN 10346:2015-09 (SG)
Available finishes:
F - steel, hot-dip galv. to PN-EN ISO 1461:2011 (HDG)
E - stainless steel (SS), grade 1.4301 (AISI304)
L - powder coating in a full range of colours (PC) (info p. 4)

Application Example of Horizontal Bend Barrier PGK... in Combination with Barrier Strip Connector - Top LPG. Stages of Installation.

1. First bending crosswise along the vertical axis

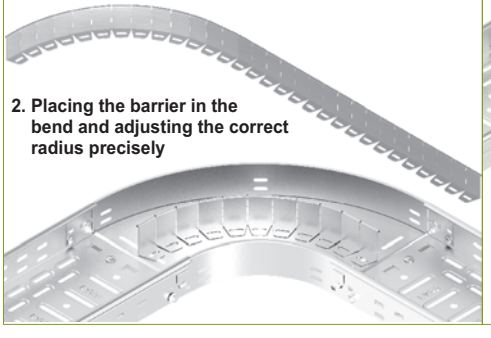

2. Placing the barrier in the bend and adjusting the correct radius precisely

3. Breaking off the barrier extra length and screwing such an adjusted length up to the bend

4. Lengths remaining after the barrier break-off can be used for the next bend to be joined to Barier Strip Connector LPG



Thickn. (ga) ≠ [mm]: 0.7 1.0 1.2 1.5 2.0

Note. Hot dip galvanizing (PN-EN ISO 1461:2011 (HDG)) and diffusion galvanizing method (PN-EN ISO 17668:2016) for elements up to 200mm will be replaced with zink flake coating method PN-EN ISO 10683:2014-09

Blind End

ZKL

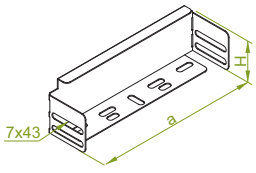

ZKL...H30

≠ 0.7 mm

CODE	Width a mm	Height H mm	kg 1 pc	Catalogue No.	Qty
ZKL50H30	48	28	0.02	138605	100
ZKL100H30	98	28	0.04	138610	100
ZKL150H30	148	28	0.05	138615	100
ZKL200H30	198	28	0.06	138620	50
ZKL300H30	298	28	0.09	138630	50

ZKL...H42

≠ 0.7 mm

CODE	Width a mm	Height H mm	kg 1 pc	Catalogue No.	Qty
ZKL50H42	48	40	0.03	147101	100
ZKL100H42	98	40	0.05	147301	100
ZKL150H42	148	40	0.07	147501	100
ZKL200H42	198	40	0.09	147601	50
ZKL300H42	298	40	0.14	148701	50
ZKL400H42	398	40	0.17	148801	30
ZKL500H42	498	40	0.21	148001	30
ZKL600H42	598	40	0.25	148101	30

ZKL...H50

≠ 0.7 mm

CODE	Width a mm	Height H mm	kg 1 pc	Catalogue No.	Qty
ZKL50H50	48	48	0.03	158401	100
ZKL100H50	98	48	0.06	158601	100
ZKL150H50	148	48	0.08	158801	100
ZKL200H50	198	48	0.10	158901	50
ZKL300H50	298	48	0.14	159101	50
ZKL400H50	398	48	0.19	159201	30
ZKL500H50	498	48	0.23	159301	30
ZKL600H50	598	48	0.27	159401	30

ZKL...H60

≠ 0.7 mm

CODE	Width a mm	Height H mm	kg 1 pc	Catalogue No.	Qty
ZKL50H60	48	58	0.03	167805	100
ZKL100H60	98	58	0.06	167801	100
ZKL150H60	148	58	0.09	168001	100
ZKL200H60	198	58	0.11	168101	50
ZKL300H60	298	58	0.16	168301	50
ZKL400H60	398	58	0.21	168401	30
ZKL500H60	498	58	0.26	168501	30
ZKL600H60	598	58	0.31	168601	30

ZKL...H80

≠ 0.7 mm

CODE	Width a mm	Height H mm	kg 1 pc	Catalogue No.	Qty
ZKL100H80	98	78	0.08	180101	50
ZKL150H80	148	78	0.11	180201	50
ZKL200H80	198	78	0.14	180301	30
ZKL300H80	298	78	0.20	180501	30
ZKL400H80	398	78	0.26	180601	20
ZKL500H80	498	78	0.32	180701	20
ZKL600H80	598	78	0.38	180801	20

ZKL...H100

≠ 0.7 mm

CODE	Width a mm	Height H mm	kg 1 pc	Catalogue No.	Qty
ZKL100H100	98	98	0.09	110101	50
ZKL150H100	148	98	0.13	110201	50
ZKL200H100	198	98	0.17	110301	30
ZKL300H100	298	98	0.24	110501	30
ZKL400H100	398	98	0.31	110601	20
ZKL500H100	498	98	0.38	110701	20
ZKL600H100	598	98	0.45	110801	20

ZKL...H110

≠ 0.7 mm

CODE	Width a mm	Height H mm	kg 1 pc	Catalogue No.	Qty
ZKL100H110	98	108	0.10	111101	50
ZKL150H110	148	108	0.15	111201	50
ZKL200H110	198	108	0.21	111301	30
ZKL300H110	298	108	0.28	111501	30
ZKL400H110	398	108	0.36	111601	20
ZKL500H110	498	108	0.44	111701	20
ZKL600H110	598	108	0.49	111801	20

MATERIAL
Steel, strip-galv. acc. to the Sendzimir method PN-EN 10346:2015-09 (SG)
Available finishes:
F - steel, hot-dip galv. to PN-EN ISO 1461:2011 (HDG)
E - stainless steel (SS), grade 1.4301 (AISI304)
L - powder coating in a full range of colours (PC) (info p. 4)

APPLICATIONS
To end cable route

Thickn. (ga) ≠ [mm]: 0.7 1.0 1.2 1.5 2.0

Note. Hot dip galvanizing (PN-EN ISO 1461:2011 (HDG)) and diffusion galvanizing method (PN-EN ISO 17668:2016) for elements up to 200mm will be replaced with zink flake coating method PN-EN ISO 10683:2014-09

Joint Protection Plate

BL/BLO...

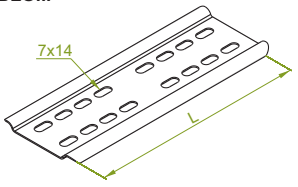

APPLICATIONS
Protecting cables against damage when pulling them. Additionally stiffened joint areain the tray

BL/BLO...

≠ 1.0 mm

CODE	Length L mm	kg 1 pc	Catalogue No.	Qty
BL/BLO100	96	0.06	100110	100
BL/BLO150	146	0.09	100115	100
BL/BLO200	196	0.13	100120	100
BL/BLO300	296	0.19	100130	100
BL/BLO400	396	0.26	100140	30
BL/BLO500	496	0.32	100150	30
BL/BLO600	596	0.39	100160	30

It is neccesary to use it to connect Cable Trays of thickness 1.5 mm
For connection of the trays should be used:
- Width 100÷200 mm - min. 4 sets of screw
- Width 300÷400 mm - min. 6 sets of screw
- Width 500÷600 mm - min. 10 sets of screw SGKM6x12

E-90

Edge Protection Plate

BZK/BZKO...

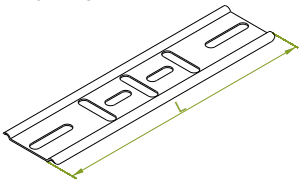

APPLICATIONS
Protecting cables against damage in the tray end

BZK/BZKO...

≠ 1.0 mm

CODE	Length L mm	kg 1 pc	Catalogue No.	Qty
BZK/BZKO100	96	0.04	100210	100
BZK/BZKO150	146	0.06	100215	100
BZK/BZKO200	196	0.08	100220	100
BZK/BZKO300	296	0.12	100230	100
BZK/BZKO400	396	0.16	100240	30
BZK/BZKO500	496	0.19	100250	30
BZK/BZKO600	596	0.23	100260	30

For connection of the trays should be used:
- Width 100÷200 mm - min. 2 sets of screw
- Width 300÷400 mm - min. 3 sets of screw
- Width 500÷600 mm - min. 5 sets of screw SGKM6x12

E-90

MATERIAL
Steel, strip-galv. acc. to the Sendzimir method PN-EN 10346:2015-09 (SG)
Available finishes:
F - steel, hot-dip galv. to PN-EN ISO 1461:2011 (HDG)
E - stainless steel (SS), grade 1.4301 (AISI304)
L - powder coating in a full range of colours (PC) (info p. 4)

Edge Protection Strip

TO

TO

CODE	Catalogue No.	mb.
TO10	100100	10

MATERIAL
Polyethylene
Standard colours: white to RAL 9010.
Silver to RAL 9006
Standard trade length: 10m

TOZ

TOZ

CODE	Catalogue No.	mb.
TOZ	100800	10

APPLICATIONS
Protecting edges of steel sheet

MATERIAL
PVC. Standard colours: light gray, silver Standard trade length: 10m

Example of use BL/BLO...

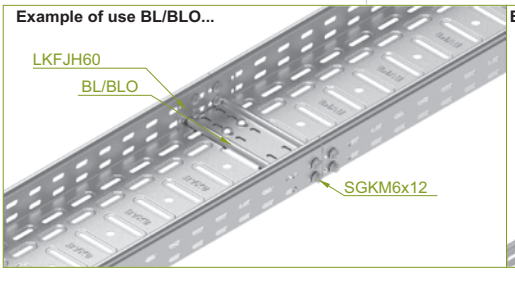

Example of use BZK/BZKO...



Example of use TO

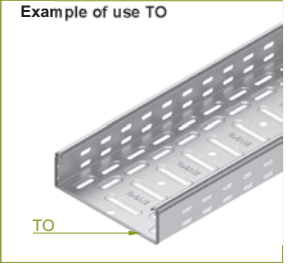

E-90 - For detailed information, see section XIX

Thickn. (ga) ≠ [mm]: 0.7 1.0 1.2 1.5 2.0

Note. Hot dip galvanizing (PN-EN ISO 1461:2011 (HDG)) and diffusion galvanizing method (PN-EN ISO 17668:2016) for elements up to 200mm will be replaced with zink flake coating method PN-EN ISO 10683:2014-09

Mounting Plate

BP

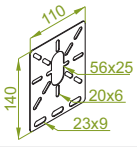

BP ≠ 1.2 mm

CODE	kg 1 pc	Catalogue No.	Qty
BP	0.13	100200	50

BPP

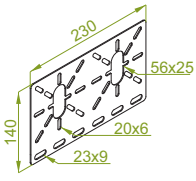

BPP ≠ 1.2 mm

CODE	kg 1 pc	Catalogue No.	Qty
BPP	0.24	100300	50



BK

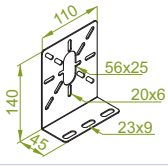

BK ≠ 1.2 mm

CODE	kg 1 pc	Catalogue No.	Qty
BK	0.16	100400	50

BKP

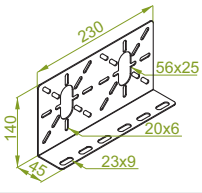

BKP ≠ 1.2 mm

CODE	kg 1 pc	Catalogue No.	Qty
BKP	0.32	100500	50



BZ

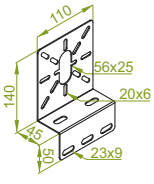

BZ ≠ 1.2 mm

CODE	kg 1 pc	Catalogue No.	Qty
BZ	0.20	100600	50

BZP

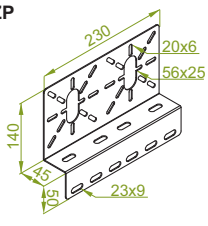

BZP ≠ 1.2 mm

CODE	kg 1 pc	Catalogue No.	Qty
BZP	0.40	100700	50



MATERIAL
Steel, strip-galv. acc. to the Sendzimir method PN-EN 10346:2015-09 (SG)
Available finishes:
F - steel, hot-dip galv. to PN-EN ISO 1461:2011 (HDG)
E - stainless steel (SS), grade 1.4301 (AISI304)
L - powder coating in a full range of colours (PC) (info p. 4)

APPLICATIONS
Fixing accessory boxes to cable tray and ladder systems, and to channel profiles

Example of use Mounting Plate



Thickn. (ga) ≠ [mm]: 0.7 1.0 1.2 1.5 2.0

Note. Hot dip galvanizing (PN-EN ISO 1461:2011 (HDG)) and diffusion galvanizing method (PN-EN ISO 17668:2016) for elements up to 200mm will be replaced with zink flake coating method PN-EN ISO 10683:2014-09

Cover Clamp

ZPN...

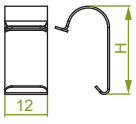

ZPN...

CODE	Height H mm	Catalogue No.	Qty
ZPNH30	15	135000	100
ZPNH42	29	145000	100
ZPNH50	21	155000	100
ZPNH60	29	165000	100
ZPNH80	38	185000	100
ZPNH100	26	115000	100
ZPNH110	38	125000	100

ZPN...F

CODE	Height H mm	Catalogue No.	Qty
ZPNH30F	15	135200	100
ZPNH42F	29	145200	100
ZPNH50F	21	155200	100
ZPNH60F	29	165200	100
ZPNH80F	38	185200	100
ZPNH100F	26	115200	100
ZPNH110F	38	125200	100

ZPN...E

CODE	Height H mm	Catalogue No.	Qty
ZPNH30E	15	135100	100
ZPNH42E	29	145100	100
ZPNH50E	21	155100	100
ZPNH60E	29	165100	100
ZPNH80E	38	185100	100
ZPNH100E	26	115100	100
ZPNH110E	38	125100	100

E-90

MATERIAL
Electro-galv. steel strip (EG) - (**ZPN**)
Stainless steel, grade 1.4301 (AISI304) strip (SS) - (**ZPN E**)
Hot-dip galv. steel strip (HDG) to PN-EN ISO 1461:2011 (**ZPN F**)

ZPD...

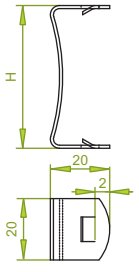

ZPD...

CODE	Height H mm	Catalogue No.	Qty
ZPDH30	31	130800	100
ZPDH42	43	140800	100
ZPDH50	51	150800	100
ZPDH60	61	160800	100
ZPDH80	81	180800	100
ZPDH100	101	110800	100
ZPDH110	111	120800	100

E-90

MATERIAL
Quality steel strap – hardened and electro-galv (EG) - (**ZPD**).
Available finishes:
F - steel galvanized using zinc flake coating method method PN-EN ISO 10683:2014-09 (**ZPD F**)
E- stainless steel (**ZPD E**)
L- powder coating in a full range of colours (PC) (info p. 4)

ZAP1

ZAP1

CODE	kg 1 pc	Catalogue No.	Qty
ZAP1	0.04	130900	100

ZAP1F

CODE	kg 1 pc	Catalogue No.	Qty
ZAP1F	0.04	130901	100

ZAP1E

CODE	kg 1 pc	Catalogue No.	Qty
ZAP1E	0.04	130902	100

MATERIAL
ZAP1 - Steel, strip-galv. acc. to the Sendzimir method to PN-EN 10346:2015-09
ZAP1F - steel galvanized using zinc flake coating method PN-EN ISO 10683:2014-09
ZAP1E - stainless steel
Available finishes:
L- powder coating in a full range of colours (PC) (info p. 4)

APPLICATIONS
Preventing the cover from slipping.

Example of installation ZPNH60



Example of installation ZAP1



E-90 - For detailed information, see section XIX

Thickn. (ga) ≠ [mm]: 0.7 1.0 1.2 1.5 2.0

Cover

PK...

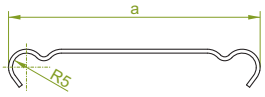

PKR...

≠ 0.5 mm

CODE	Width a mm	Length L mm	kg 1 m	Catalogue No.	Qty/m
PKR35/2	35	2000	0.18	100303	20/40
PKR50/2	50	2000	0.28	100305	20/40
PKR50/3	50	3000	0.28	100405	20/60
PKR100/2	100	2000	0.45	100310	10/20
PKR100/3	100	3000	0.45	100410	10/30
PKR150/2	150	2000	0.67	100315	6/12
PKR150/3	150	3000	0.67	100415	6/18
PKR200/2	200	2000	0.86	100320	6/12
PKR200/3	200	3000	0.86	100420	6/18
PKR300/2	300	2000	1.25	100330	4/8
PKR300/3	300	3000	1.25	100430	4/12



PKL...

≠ 0.7 mm

CODE	Width a mm	Length L mm	kg 1 m	Catalogue No.	Qty/m
PKL35/2	35	2000	0.29	100503	20/40
PKL50/2	50	2000	0.42	100505	20/40
PKL50/3	50	3000	0.42	100605	20/60
PKL100/2	100	2000	0.72	100510	10/20
PKL100/3	100	3000	0.72	100610	10/30
PKL150/2	150	2000	1.02	100515	6/12
PKL150/3	150	3000	1.02	100615	6/18
PKL200/2	200	2000	1.32	100520	6/12
PKL200/3	200	3000	1.32	100620	6/18
PKL300/2	300	2000	1.92	100530	4/8
PKL300/3	300	3000	1.92	100630	4/12
PKL400/2	400	2000	2.52	100340	4/8
PKL400/3	400	3000	2.52	100440	4/12
PKL500/2	500	2000	3.12	100350	2/4
PKL500/3	500	3000	3.12	100450	2/6
PKL600/2	600	2000	3.72	100360	2/4
PKL600/3	600	3000	3.72	100460	2/6

E-90

PKJ...

≠ 1.0 mm

CODE	Width a mm	Length L mm	kg 1 m	Catalogue No.	Qty/m
PKJ35/2	35	2000	0.45	100703	20/40
PKJ50/2	50	2000	0.64	100705	20/40
PKJ50/3	50	3000	0.64	100805	20/60
PKJ100/2	100	2000	1.04	100710	10/20
PKJ100/3	100	3000	1.04	100810	10/30
PKJ150/2	150	2000	1.44	100715	6/12
PKJ150/3	150	3000	1.44	100815	6/18
PKJ200/2	200	2000	1.84	100720	6/12
PKJ200/3	200	3000	1.84	100820	6/18
PKJ300/2	300	2000	2.64	100730	4/8
PKJ300/3	300	3000	2.64	100830	4/12
PKJ400/2	400	2000	3.44	100540	4/8
PKJ400/3	400	3000	3.44	100640	4/12
PKJ500/2	500	2000	4.24	100550	2/4
PKJ500/3	500	3000	4.24	100650	2/6
PKJ600/2	600	2000	5.04	100560	2/4
PKJ600/3	600	3000	5.04	100660	2/6

E-90

PKD...

≠ 1.2 mm

CODE	Width a mm	Length L mm	kg 1 m	Catalogue No.	Qty/m
PKD50/3	50	3000	0.80	101005	10/30
PKD100/3	100	3000	1.30	101010	6/18
PKD150/3	150	3000	1.80	101015	6/18
PKD200/3	200	3000	2.30	101020	4/12
PKD300/3	300	3000	3.30	101030	4/12
PKD400/3	400	3000	4.30	100840	4/12
PKD500/3	500	3000	5.30	100850	2/6
PKD600/3	600	3000	6.30	100860	2/6

E-90

PKP...

≠ 1.5 mm

CODE	Width a mm	Length L mm	kg 1 m	Catalogue No.	Qty/m
PKP50/3	50	3000	0.96	101205	10/30
PKP100/3	100	3000	1.56	101210	6/18
PKP150/3	150	3000	2.16	101215	6/18
PKP200/3	200	3000	2.76	101220	6/18
PKP300/3	300	3000	3.96	101230	4/12
PKP400/3	400	3000	5.16	101040	4/12
PKP500/3	500	3000	6.36	101050	2/6
PKP600/3	600	3000	7.56	101060	2/6

Reinforced cover

PKW...

APPLICATIONS
Protecting cables against damage.
Used in heavy dust indoor conditions.

PKWR...

≠ 0.5 mm

CODE	Width a mm	Length L mm	kg 1 m	Catalogue No.	Qty/m
PKWR300/2	300	2000	1.25	108030	4/8
PKWR300/3	300	3000	1.25	108130	4/12

PKWL...

≠ 0.7 mm

CODE	Width a mm	Length L mm	kg 1 m	Catalogue No.	Qty/m
PKWL300/2	300	2000	1.92	108230	4/8
PKWL300/3	300	3000	1.92	108331	4/12
PKWL400/2	400	2000	2.52	108241	4/8
PKWL400/3	400	3000	2.52	108341	4/12
PKWL500/2	500	2000	3.12	108250	2/4
PKWL500/3	500	3000	3.12	108350	2/6
PKWL600/2	600	2000	3.72	108260	2/4
PKWL600/3	600	3000	3.72	108360	2/6

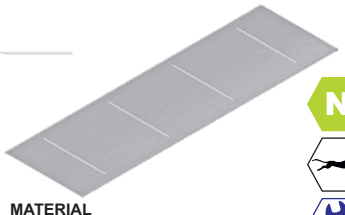

N

MATERIAL
Steel, strip-galv. acc. to the Sendzimir method PN-EN 10346:2015-09 (SG)
Available finishes:
F- steel, hot-dip galv to PN-EN ISO 1461:2011 (HDG) for min. 1 mm thickness
E- stainless steel (SS), grade 1.4301 (AISI304) up to 1.2 mm thickness
L- powder coating in a full range of colours (PC) (info p. 4)

E-90 - For detailed information, see section XIX

Thickn. (ga) ≠ [mm]: 0.5 0.7 1.0 1.2 1.5 2.0

Reinforced cover

PKWJ...

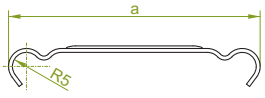

PKWJ...

≠ 1.0 mm

CODE	Length L mm	Width a mm	kg 1 m	Catalogue No.	Qty/m
PKWJ300/2	2000	300	2.64	108431	4/8
PKWJ300/3	3000	300	2.64	108531	4/12
PKWJ400/2	2000	400	3.44	108441	4/8
PKWJ400/3	3000	400	3.44	108541	4/12
PKWJ500/2	2000	500	4.24	108451	2/4
PKWJ500/3	3000	500	4.24	108551	2/6
PKWJ600/2	2000	600	5.04	108461	2/4
PKWJ600/3	3000	600	5.04	108561	2/6

N

E-90

Cover with Lock

PZK...

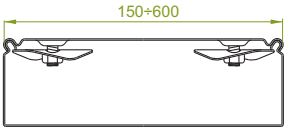

For the lengths of 2 meter – 2 rows of cover locks
For the lengths of 3 meter – 3 rows of cover locks

PZKR...

≠ 0.5 mm

CODE	Width a mm	Length L mm	kg 1 m	Catalogue No.	Qty/m
PZKR50/2	50	2000	0.36	101305	20/40
PZKR50/3	50	3000	0.36	101405	20/60
PZKR100/2	100	2000	0.59	101310	10/20
PZKR100/3	100	3000	0.59	101410	10/30
PZKR150/2	150	2000	0.81	101315	6/12
PZKR150/3	150	3000	0.81	101415	6/18
PZKR200/2	200	2000	0.99	101320	6/12
PZKR200/3	200	3000	0.99	101420	6/18
PZKR300/2	300	2000	1.49	101330	4/8
PZKR300/3	300	3000	1.49	101430	4/12



PZKL...

≠ 0.7 mm

CODE	Width a mm	Length L mm	kg 1 m	Catalogue No.	Qty/m
PZKL50/2	50	2000	0.47	101505	20/40
PZKL50/3	50	3000	0.47	101605	20/60
PZKL100/2	100	2000	0.77	101510	10/20
PZKL100/3	100	3000	0.77	101610	10/30
PZKL150/2	150	2000	1.07	101515	6/12
PZKL150/3	150	3000	1.07	101615	6/18
PZKL200/2	200	2000	1.37	101520	6/12
PZKL200/3	200	3000	1.37	101620	6/18
PZKL300/2	300	2000	1.97	101530	4/8
PZKL300/3	300	3000	1.97	101630	4/12
PZKL400/2	400	2000	2.57	101140	4/8
PZKL400/3	400	3000	2.57	101240	4/12
PZKL500/2	500	2000	3.17	101150	2/4
PZKL500/3	500	3000	3.17	101250	2/6
PZKL600/2	600	2000	3.77	101160	2/4
PZKL600/3	600	3000	3.77	101260	2/6

E-90

PZKJ...

≠ 1.0 mm

CODE	Width a mm	Length L mm	kg 1 m	Catalogue No.	Qty/m
PZKJ50/2	50	2000	0.69	101705	20/40
PZKJ50/3	50	3000	0.69	101805	20/60
PZKJ100/2	100	2000	1.09	101710	10/20
PZKJ100/3	100	3000	1.09	101810	10/30
PZKJ150/2	150	2000	1.49	101715	6/12
PZKJ150/3	150	3000	1.49	101815	6/18
PZKJ200/2	200	2000	1.89	101720	6/12
PZKJ200/3	200	3000	1.89	101820	6/18
PZKJ300/2	300	2000	2.69	101730	4/8
PZKJ300/3	300	3000	2.69	101830	4/12
PZKJ400/2	400	2000	3.49	101340	4/8
PZKJ400/3	400	3000	3.49	101440	4/12
PZKJ500/2	500	2000	4.29	101350	2/4
PZKJ500/3	500	3000	4.29	101450	2/6
PZKJ600/2	600	2000	5.09	101360	2/4
PZKJ600/3	600	3000	5.09	101460	2/6

E-90

PZKD...

≠ 1.2 mm

CODE	Width a mm	Length L mm	kg 1 m	Catalogue No.	Qty/m
PZKD50/3	50	3000	0.85	102005	10/30
PZKD100/3	100	3000	1.35	102010	6/18
PZKD150/3	150	3000	1.85	102015	6/18
PZKD200/3	200	3000	2.35	102020	4/12
PZKD300/3	300	3000	3.35	102030	4/12
PZKD400/3	400	3000	4.35	101640	4/12
PZKD500/3	500	3000	5.35	101650	2/6
PZKD600/3	600	3000	6.35	101660	2/6

E-90

PZKP...

≠ 1.5 mm

CODE	Width a mm	Length L mm	kg 1 m	Catalogue No.	Qty/m
PZKP50/3	50	3000	0.94	102205	10/30
PZKP100/3	100	3000	1.54	102210	6/18
PZKP150/3	150	3000	2.14	102215	6/18
PZKP200/3	200	3000	2.74	102220	6/18
PZKP300/3	300	3000	3.94	102230	4/12
PZKP400/3	400	3000	5.14	101840	4/12
PZKP500/3	500	3000	6.34	101850	2/6
PZKP600/3	600	3000	7.54	101860	2/6

APPLICATIONS
Protecting cables against damage.
Used in heavy dust indoor conditions.

MATERIAL
Steel, strip-galv. acc. to the Sendzimir method PN-EN 10346:2015-09 (SG)
Available finishes:
F- steel, hot-dip galv to PN-EN ISO 1461:2011 (HDG) for min. 1 mm thickness
E- stainless steel (SS), grade 1.4301 (AISI304) up to 1.2 mm thickness
L- powder coating in a full range of colours (PC) (info p. 4)

Thickn. (ga) ≠ [mm]: 0.5 0.7 1.0 1.2 1.5 2.0 3.0

Note. Hot dip galvanizing (PN-EN ISO 1461:2011 (HDG)) and diffusion galvanizing method (PN-EN ISO 17668:2016) for elements up to 200mm will be replaced with zink flake coating method PN-EN ISO 10683:2014-09

Reinforced cover with Lock

PZKW...

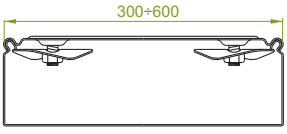

For the lengths of 2 meter – 2 rows of cover locks
For the lengths of 3 meter – 3 rows of cover locks

PZKWR...

≠ 0.5 mm

CODE	Width a mm	Length L mm	kg 1 m	Catalogue No.	Qty/m
PZKWR300/2	300	2000	1.25	108630	4/8
PZKWR300/3	300	3000	1.25	108730	4/12

PZKWL...

≠ 0.7 mm

CODE	Width a mm	Length L mm	kg 1 m	Catalogue No.	Qty/m
PZKWL300/2	300	2000	1.92	108830	4/8
PZKWL300/3	300	3000	1.92	108930	4/12
PZKWL400/2	400	2000	2.52	108840	4/8
PZKWL400/3	400	3000	2.52	108940	4/12
PZKWL500/2	500	2000	3.12	108850	2/4
PZKWL500/3	500	3000	3.12	108950	2/6
PZKWL600/2	600	2000	3.72	108860	2/4
PZKWL600/3	600	3000	3.72	108960	2/6

PZKWJ...

≠ 1.0 mm

CODE	Width a mm	Length L mm	kg 1 m	Catalogue No.	Qty/m
PZKWJ300/2	300	2000	2.64	109030	4/8
PZKWJ300/3	300	3000	2.64	109230	4/12
PZKWJ400/2	400	2000	3.44	109040	4/8
PZKWJ400/3	400	3000	3.44	109240	4/12
PZKWJ500/2	500	2000	4.24	109050	2/4
PZKWJ500/3	500	3000	4.24	109250	2/6
PZKWJ600/2	600	2000	5.04	109060	2/4
PZKWJ600/3	600	3000	5.04	109260	2/6

APPLICATIONS
Protecting cables against damage.
Used in heavy dust indoor conditions.

MATERIAL
Steel, strip-galv. acc. to the Sendzimir method PN-EN 10346:2015-09 (SG)
Available finishes:
F- steel, hot-dip galv to PN-EN ISO 1461:2011 (HDG) for min. 1 mm thickness
E- stainless steel (SS), grade 1.4301 (AISI304) up to 1.2 mm thickness
L- powder coating in a full range of colours (PC) (info p. 4)

Tread Plate Cover with Lock

PZKRT

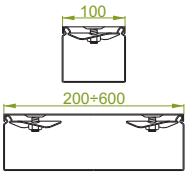

For the lengths of 2 meter – 2 rows of cover locks
For the lengths of 3 meter – 3 rows of cover locks

PZKRT...

≠ 3.0 mm

CODE	Width a mm	Length L mm	kg 1 m	Catalogue No.	Qty/m
PZKRT100/3	100	3000	1.09	107010	2/6
PZKRT200/3	200	3000	1.93	107020	2/6
PZKRT300/3	300	3000	2.77	107030	2/6
PZKRT400/3	400	3000	3.61	107040	2/6
PZKRT500/3	500	3000	4.45	107050	2/6
PZKRT600/3	600	3000	5.29	107060	2/6



APPLICATIONS
Protecting cables against damage. Used in heavy dust indoor conditions. Tread plate cover used for on-floor walk-on cable tray system (non-slip textured surface).

MATERIAL
Aluminium A1 (EN AW-1050A).

Cover Lock

ZAMK...

ZAMK50

CODE	kg 1 pc.	Catalogue No.	Qty
ZAMK50	0.01	100133	50

ZAMK100

CODE	kg 1 pc.	Catalogue No.	Qty
ZAMK100	0.04	100233	50

ZAMK

CODE	kg 1 pc.	Catalogue No.	Qty
ZAMK	0.03	100333	50



APPLICATIONS
Preventing the cover from slipping. For DIY install within the cover.
ZAMK50 - lock for Cover a=50mm wide
ZAMK100 - lock for Cover a=100mm wide
ZAMK - lock for Cover a>100mm wide

MATERIAL
Steel galvanized using zinc flake coating method PN-EN ISO 10683:2014-09

Cover For 90° Horizontal Bend

PKK...

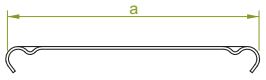

PKKJ...

≠ 1.0 mm

CODE	Width a mm	kg 1 pc	Catalogue No.	Qty
PKKJ50	50	0.08	102405	20
PKKJ100	100	0.16	102410	20
PKKJ150	150	0.28	102415	20
PKKJ200	200	0.45	102420	20
PKKJ300	300	0.90	102430	10
PKKJ400	400	1.50	102440	10
PKKJ500	500	2.26	102450	10
PKKJ600	600	3.16	102460	10

E-90

PKKP...

≠ 1.5 mm

CODE	Width a mm	kg 1 pc	Catalogue No.	Qty
PKKP50	50	0.08	102505	20
PKKP100	100	0.16	102510	20
PKKP150	150	0.28	102515	20
PKKP200	200	0.45	102520	20
PKKP300	300	0.90	102530	10
PKKP400	400	1.50	102540	10
PKKP500	500	2.26	102550	10
PKKP600	600	3.16	102560	10

PKKP...

PKKPJ...

≠ 1.0 mm

CODE	Width a mm	kg 1 pc	Catalogue No.	Qty
PKKPJ50	50	0.08	100113	20
PKKPJ100	100	0.16	100213	20
PKKPJ150	150	0.28	100313	20
PKKPJ200	200	0.45	100413	20
PKKPJ300	300	0.90	100513	10
PKKPJ400	400	1.50	100613	10
PKKPJ500	500	2.26	100713	10
PKKPJ600	600	3.16	100813	10

E-90

PKKPP...

≠ 1.5 mm

CODE	Width a mm	kg 1 pc	Catalogue No.	Qty
PKKPP50	50	0.12	100913	20
PKKPP100	100	0.24	101013	20
PKKPP150	150	0.42	101113	20
PKKPP200	200	0.67	101213	20
PKKPP300	300	1.35	101313	10
PKKPP400	400	2.25	101413	10
PKKPP500	500	3.39	101513	10
PKKPP600	600	4.74	101613	10

PZKKP...

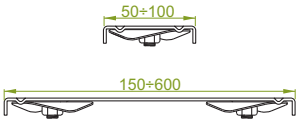

PZKKPJ...

≠ 1.0 mm

CODE	Width a mm	kg 1 pc	Catalogue No.	Qty
PZKKPJ50	50	0.08	100114	20
PZKKPJ100	100	0.16	100214	20
PZKKPJ150	150	0.28	100314	20
PZKKPJ200	200	0.45	100414	20
PZKKPJ300	300	0.90	100514	10
PZKKPJ400	400	1.50	100614	10
PZKKPJ500	500	2.26	100714	10
PZKKPJ600	600	3.16	100814	10

E-90

PZKKPP...

≠ 1.5 mm

CODE	Width a mm	kg 1 pc	Catalogue No.	Qty
PZKKPP50	50	0.12	100914	20
PZKKPP100	100	0.24	101014	20
PZKKPP150	150	0.42	101114	20
PZKKPP200	200	0.67	101214	20
PZKKPP300	300	1.35	101314	10
PZKKPP400	400	2.25	101414	10
PZKKPP500	500	3.39	101514	10
PZKKPP600	600	4.74	101614	10

MATERIAL
Steel, strip-galv. acc. to the Sendzimir method PN-EN 10346:2015-09 (SG)
Available finishes:
F- steel, hot-dip galv to PN-EN ISO 1461:2011 (HDG) for min. 1 mm thickness
E- stainless steel (SS), grade 1.4301 (AISI304) up to 1.2 mm thickness
L- powder coating in a full range of colours (PC) (info p. 4)

APPLICATIONS
Protecting cables against damage.
Used in heavy dust indoor conditions.

Tread Plate Cover For 90°Horizontal Bend with Lock

PZKKRT

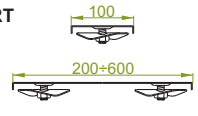

PZKKRT...

≠ 3.0 mm

CODE	Width a mm	kg 1 pc	Catalogue No.	Qty
PZKKRT100	100	0.24	107110	10
PZKKRT200	200	0.67	107120	10
PZKKRT300	300	1.35	107130	5
PZKKRT400	400	2.25	107140	5
PZKKRT500	500	3.39	107150	5
PZKKRT600	600	4.74	107160	5



APPLICATIONS
Protecting cables against damage. Used in heavy dust indoor conditions. Tread plate cover used for on-floor walk-on cable tray system (non-slip textured surface).

MATERIAL
Aluminium A1 (EN AW-1050A).

E-90 - For detailed information, see section XIX

Thickn. (ga) ≠ [mm]: 0.5 0.7 1.0 1.2 1.5 2.0 3.0

Cover For 45° Horizontal Bend

PKKM...

PKKMJ...

≠ 1.0 mm

CODE	Width a mm	kg 1 pc	Catalogue No.	Qty
PKKMJ50	50	0.06	102705	20
PKKMJ100	100	0.11	102710	20
PKKMJ150	150	0.20	102715	20
PKKMJ200	200	0.32	102720	20
PKKMJ300	300	0.65	102730	10
PKKMJ400	400	1.07	102740	10
PKKMJ500	500	1.60	102750	10
PKKMJ600	600	2.22	102760	10

E-90

PKKMP...

≠ 1.5 mm

CODE	Width a mm	kg 1 pc	Catalogue No.	Qty
PKKMP50	50	0.09	102805	20
PKKMP100	100	0.17	102810	20
PKKMP150	150	0.30	102815	20
PKKMP200	200	0.48	102820	20
PKKMP300	300	0.98	102830	10
PKKMP400	400	1.61	102840	10
PKKMP500	500	2.40	102850	10
PKKMP600	600	3.33	102860	10

PKKMP...

PKKMPJ...

≠ 1.0 mm

CODE	Width a mm	kg 1 pc	Catalogue No.	Qty
PKKMPJ50	50	0.06	101713	20
PKKMPJ100	100	0.11	101813	20
PKKMPJ150	150	0.20	101913	20
PKKMPJ200	200	0.32	102013	20
PKKMPJ300	300	0.65	102113	10
PKKMPJ400	400	1.07	102213	10
PKKMPJ500	500	1.60	102313	10
PKKMPJ600	600	2.22	102413	10



E-90

PKKMPP...

≠ 1.5 mm

CODE	Width a mm	kg 1 pc	Catalogue No.	Qty
PKKMPP50	50	0.09	102513	20
PKKMPP100	100	0.17	102613	20
PKKMPP150	150	0.30	102713	20
PKKMPP200	200	0.48	102813	20
PKKMPP300	300	0.98	102913	10
PKKMPP400	400	1.61	103013	10
PKKMPP500	500	2.40	103113	10
PKKMPP600	600	3.33	103213	10

PZKKMP...

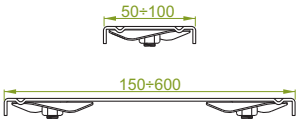

PZKKMPJ...

≠ 1.0 mm

CODE	Width a mm	kg 1 pc	Catalogue No.	Qty
PZKKMPJ50	50	0.06	101714	20
PZKKMPJ100	100	0.11	101814	20
PZKKMPJ150	150	0.20	101914	20
PZKKMPJ200	200	0.32	102014	20
PZKKMPJ300	300	0.65	102114	10
PZKKMPJ400	400	1.07	102214	10
PZKKMPJ500	500	1.60	102314	10
PZKKMPJ600	600	2.22	102414	10

E-90

PZKKMPP...

≠ 1.5 mm

CODE	Width a mm	kg 1 pc	Catalogue No.	Qty
PZKKMPP50	50	0.09	102514	20
PZKKMPP100	100	0.17	102614	20
PZKKMPP150	150	0.30	102714	20
PZKKMPP200	200	0.48	102814	20
PZKKMPP300	300	0.98	102914	10
PZKKMPP400	400	1.61	103014	10
PZKKMPP500	500	2.40	103114	10
PZKKMPP600	600	3.33	103214	10

APPLICATIONS
Protecting cables against damage.
Used in heavy dust indoor conditions.

MATERIAL
Steel, strip-galv. acc. to the Sendzimir method PN-EN 10346:2015-09 (SG)
Available finishes:
F- steel, hot-dip galv to PN-EN ISO 1461:2011 (HDG) for min. 1 mm thickness
E- stainless steel (SS), grade 1.4301 (AISI304) up to 1.2 mm thickness
L- powder coating in a full range of colours (PC) (info p. 4)

Tread Plate Cover For 45°Horizontal Bend with Lock

PZKKMRT

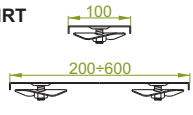

PZKKMRT...

≠ 3.0 mm

CODE	Width a mm	kg 1 pc	Catalogue No.	Qty
PZKKMRT100	100	0.14	107210	10
PZKKMRT200	200	0.38	107220	10
PZKKMRT300	300	0.75	107230	5
PZKKMRT400	400	1.23	107240	5
PZKKMRT500	500	1.83	107250	5
PZKKMRT600	600	2.55	107260	5



APPLICATIONS
Protecting cables against damage. Used in heavy dust indoor conditions. Tread plate cover used for on-floor walk-on cable tray system (non-slip textured surface).

MATERIAL
Aluminium A1 (EN AW-1050A).

E-90 - For detailed information, see section XIX

Thickn. (ga) ≠ [mm]: 0.5 0.7 1.0 1.2 1.5 2.0 3.0

Cover For Horizontal Tee

PTK...



PTKJ...

≠ 1.0 mm

CODE	Width a mm	kg 1 pc	Catalogue No.	Qty
PTKJ50	50	0,10	103005	20
PTKJ100	100	0.20	103010	20
PTKJ150	150	0.35	103015	20
PTKJ200	200	0.54	103020	20
PTKJ300	300	1.00	103030	10
PTKJ400	400	1.64	103040	10
PTKJ500	500	2.42	103050	10
PTKJ600	600	3.35	103060	10

E-90

PTKP...

≠ 1.5 mm

CODE	Width a mm	kg 1 pc	Catalogue No.	Qty
PTKP50	50	0.15	103105	20
PTKP100	100	0.30	103110	20
PTKP150	150	0.52	103115	20
PTKP200	200	0.80	103120	20
PTKP300	300	1.50	103130	10
PTKP400	400	2.46	103140	10
PTKP500	500	3.62	103150	10
PTKP600	600	5.02	103160	10

PTKP...



PTKPJ...

≠ 1.0 mm

CODE	Width a mm	kg 1 pc	Catalogue No.	Qty
PTKPJ50	50	0,10	103313	20
PTKPJ100	100	0.20	103413	20
PTKPJ150	150	0.35	103513	20
PTKPJ200	200	0.54	103613	20
PTKPJ300	300	1.00	103713	10
PTKPJ400	400	1.64	103813	10
PTKPJ500	500	2.42	103913	10
PTKPJ600	600	3.35	104013	10

E-90

PTKPP...

≠ 1.5 mm

CODE	Width a mm	kg 1 pc	Catalogue No.	Qty
PTKPP50	50	0,15	104113	20
PTKPP100	100	0,30	104213	20
PTKPP150	150	0,52	104313	20
PTKPP200	200	0,80	104413	20
PTKPP300	300	1,50	104513	10
PTKPP400	400	2,46	104613	10
PTKPP500	500	3,62	104713	10
PTKPP600	600	5,02	104813	10

PZTKP...

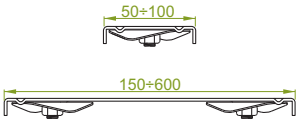

PZTKPJ...

≠ 1.0 mm

CODE	Width a mm	kg 1 pc	Catalogue No.	Qty
PZTKPJ50	50	0,10	103314	20
PZTKPJ100	100	0.20	103414	20
PZTKPJ150	150	0.35	103514	20
PZTKPJ200	200	0.54	103614	20
PZTKPJ300	300	1.00	103714	10
PZTKPJ400	400	1.64	103814	10
PZTKPJ500	500	2.42	103914	10
PZTKPJ600	600	3.35	104014	10



E-90

PZTKPP...

≠ 1.5 mm

CODE	Width a mm	kg 1 pc	Catalogue No.	Qty
PZTKPP50	50	0,15	104114	20
PZTKPP100	100	0,30	104214	20
PZTKPP150	150	0,52	104314	20
PZTKPP200	200	0,80	104414	20
PZTKPP300	300	1,50	104514	10
PZTKPP400	400	2,46	104614	10
PZTKPP500	500	3,62	104714	10
PZTKPP600	600	5,02	104814	10

APPLICATIONS
Protecting cables against damage.
Used in heavy dust indoor conditions.

MATERIAL
Steel, strip-galv. acc. to the Sendzimir method PN-EN 10346:2015-09 (SG)
Available finishes:
F- steel, hot-dip galv to PN-EN ISO 1461:2011 (HDG) for min. 1 mm thickness
E- stainless steel (SS), grade 1.4301 (AISI304) up to 1.2 mm thickness
L- powder coating in a full range of colours (PC) (info p. 4)

Tread Plate Cover For Horizontal Tee with Lock

PZTKRT

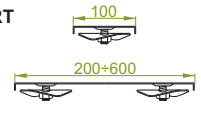

PZTKRT...

≠ 3.0 mm

CODE	Width a mm	kg 1 pc	Catalogue No.	Qty
PZTKRT100	100	0.23	107310	10
PZTKRT200	200	0.60	107320	10
PZTKRT300	300	1.14	107330	5
PZTKRT400	400	1.84	107340	5
PZTKRT500	500	2.71	107350	5
PZTKRT600	600	3.75	107360	5



APPLICATIONS
Protecting cables against damage. Used in heavy dust indoor conditions. Tread plate cover used for on-floor walk-on cable tray system (non-slip textured surface).

MATERIAL
Aluminium A1 (EN AW-1050A).

E-90 - For detailed information, see section XIX

Thickn. (ga) ≠ [mm]: 0.5 0.7 1.0 1.2 1.5 2.0 3.0

Cover For Cross-over

PCZK...

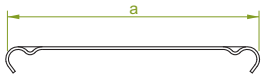

PCZKJ...

≠ 1.0 mm

CODE	Width a mm	kg 1 pc	Catalogue No.	Qty
PCZKJ50	50	0.11	103305	20
PCZKJ100	100	0.25	103310	20
PCZKJ150	150	0.41	103315	20
PCZKJ200	200	0.60	103320	20
PCZKJ300	300	1.12	103330	10
PCZKJ400	400	1.76	103340	10
PCZKJ500	500	2.58	103350	10
PCZKJ600	600	3.54	103360	10

E-90

PCZKP...

≠ 1.5 mm

CODE	Width a mm	kg 1 pc	Catalogue No.	Qty
PCZKP50	50	0.16	103405	20
PCZKP100	100	0.37	103410	20
PCZKP150	150	0.61	103415	20
PCZKP200	200	0.90	103420	20
PCZKP300	300	1.68	103430	10
PCZKP400	400	2.64	103440	10
PCZKP500	500	3.87	103450	10
PCZKP600	600	5.31	103460	10

PCZKP...

PCZKPJ...

≠ 1.0 mm

CODE	Width a mm	kg 1 pc	Catalogue No.	Qty
PCZKPJ50	50	0.11	106513	20
PCZKPJ100	100	0.25	106613	20
PCZKPJ150	150	0.41	106713	20
PCZKPJ200	200	0.60	106813	20
PCZKPJ300	300	1.12	106913	10
PCZKPJ400	400	1.76	107013	10
PCZKPJ500	500	2.58	107113	10
PCZKPJ600	600	3.54	107213	10

E-90

PCZKPP...

≠ 1.5 mm

CODE	Width a mm	kg 1 pc	Catalogue No.	Qty
PCZKPP50	50	0.16	107313	20
PCZKPP100	100	0.37	107413	20
PCZKPP150	150	0.61	107513	20
PCZKPP200	200	0.90	107613	20
PCZKPP300	300	1.68	107713	10
PCZKPP400	400	2.64	107813	10
PCZKPP500	500	3.87	107913	10
PCZKPP600	600	5.31	108013	10

PZCZKP...

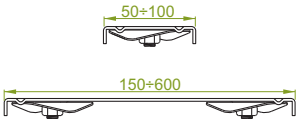

PZCZKPJ...

≠ 1.0 mm

CODE	Width a mm	kg 1 pc	Catalogue No.	Qty
PZCZKPJ50	50	0.11	104914	20
PZCZKPJ100	100	0.25	105014	20
PZCZKPJ150	150	0.41	105114	20
PZCZKPJ200	200	0.60	105214	20
PZCZKPJ300	300	1.12	105314	10
PZCZKPJ400	400	1.76	105414	10
PZCZKPJ500	500	2.58	105514	10
PZCZKPJ600	600	3.54	105614	10



E-90

PZCZKPP...

≠ 1.5 mm

CODE	Width a mm	kg 1 pc	Catalogue No.	Qty
PZCZKPP50	50	0.16	105714	20
PZCZKPP100	100	0.37	105814	20
PZCZKPP150	150	0.61	105914	20
PZCZKPP200	200	0.90	106014	20
PZCZKPP300	300	1.68	106114	10
PZCZKPP400	400	2.64	106214	10
PZCZKPP500	500	3.87	106314	10
PZCZKPP600	600	5.31	106414	10

MATERIAL
Steel, strip-galv. acc. to the Sendzimir method PN-EN 10346:2015-09 (SG)
Available finishes:
F- steel, hot-dip galv to PN-EN ISO 1461:2011 (HDG) for min. 1 mm thickness
E- stainless steel (SS), grade 1.4301 (AISI304) up to 1.2 mm thickness
L- powder coating in a full range of colours (PC) (info p. 4)

APPLICATIONS
Protecting cables against damage.
Used in heavy dust indoor conditions.

Tread Plate Cover For Horizontal Cross-over with Lock

PZCZKRT

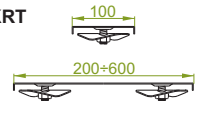

PZCZKRT...

≠ 3.0 mm

CODE	Width a mm	kg 1 pc	Catalogue No.	Qty
PZCZKRT100	100	0.29	107410	10
PZCZKRT200	200	0.69	107420	10
PZCZKRT300	300	1.26	107430	5
PZCZKRT400	400	2.00	107440	5
PZCZKRT500	500	2.90	107450	5
PZCZKRT600	600	3.97	107460	5

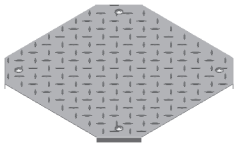

MATERIAL
Aluminium A1 (EN AW-1050A).

APPLICATIONS
Protecting cables against damage. Used in heavy dust indoor conditions. Tread plate cover used for on-floor walk-on cable tray system (non-slip textured surface).

E-90 - For detailed information, see section XIX

Thickn. (ga) ≠ [mm]: 0.5 0.7 1.0 1.2 1.5 2.0 3.0

Cover For Add-on Tee

PTKD...



PTKDJ...

≠ 1.0 mm

CODE	Width a mm	kg 1 pc	Catalogue No.	Qty
PTKDJ50	50	0.10	104913	20
PTKDJ100	100	0.20	105013	20
PTKDJ150	150	0.35	105113	20
PTKDJ200	200	0.54	105213	20
PTKDJ300	300	1.00	105313	10
PTKDJ400	400	1.64	105413	10
PTKDJ500	500	1.00	105513	10
PTKDJ600	600	1.64	105613	10

E-90

PTKDP...

≠ 1.5 mm

CODE	Width a mm	kg 1 pc	Catalogue No.	Qty
PTKDP50	50	0.15	105713	20
PTKDP100	100	0.30	105813	20
PTKDP150	150	0.52	105913	20
PTKDP200	200	0.80	106013	20
PTKDP300	300	1.50	106113	10
PTKDP400	400	2.46	106213	10
PTKDP500	500	3.62	106313	10
PTKDP600	600	5.02	106413	10

E-90

Cover For Left Reducer

PRKL...

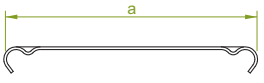

PRKLJ...

≠ 1.0 mm

CODE	Width a mm	Width b mm	kg 1 pc	Catalogue No.	Qty
PRKLJ100/50	100	50	0.10	104810	10
PRKLJ150/100	150	100	0.13	104815	10
PRKLJ200/100	200	100	0.15	105220	10
PRKLJ200/150	200	150	0.17	105320	10
PRKLJ300/200	300	200	0.23	105230	10
PRKLJ400/300	400	300	0.32	104840	10
PRKLJ500/400	500	400	0.40	104850	10
PRKLJ600/500	600	500	0.47	104860	10



E-90

PRKLP...

≠ 1.5 mm

CODE	Width a mm	Width b mm	kg 1 pc	Catalogue No.	Qty
PRKLP100/50	100	50	0.14	104910	10
PRKLP150/100	150	100	0.20	104915	10
PRKLP200/100	200	100	0.24	105420	10
PRKLP200/150	200	150	0.26	105520	10
PRKLP300/200	300	200	0.34	105430	10
PRKLP400/300	400	300	0.49	104940	10
PRKLP500/400	500	400	0.60	104950	10
PRKLP600/500	600	500	0.71	104960	10

E-90

Cover For Right Reducer

PRKP...



PRKPJ...

≠ 1.0 mm

CODE	Width a mm	Width b mm	kg 1 pc	Catalogue No.	Qty
PRKPJ100/50	100	50	0.10	105110	10
PRKPJ150/100	150	100	0.13	105115	10
PRKPJ200/100	200	100	0.15	105820	10
PRKPJ200/150	200	150	0.17	105920	10
PRKPJ300/200	300	200	0.23	105830	10
PRKPJ400/300	400	300	0.32	105140	10
PRKPJ500/400	500	400	0.40	105150	10
PRKPJ600/500	600	500	0.47	105160	10



E-90

PRKPP...

≠ 1.5 mm

CODE	Width a mm	Width b mm	kg 1 pc	Catalogue No.	Qty
PRKPP100/50	100	50	0.14	105210	10
PRKPP150/100	150	100	0.20	105215	10
PRKPP200/100	200	100	0.24	106820	10
PRKPP200/150	200	150	0.26	106920	10
PRKPP300/200	300	200	0.34	106830	10
PRKPP400/300	400	300	0.49	105240	10
PRKPP500/400	500	400	0.60	105250	10
PRKPP600/500	600	500	0.71	105260	10

E-90

APPLICATIONS
Protecting cables against damage.
Used in heavy dust indoor conditions.

MATERIAL
Steel, strip-galv. acc. to the Sendzimir method PN-EN 10346:2015-09 (SG)
Available finishes:
F- steel, hot-dip galv to PN-EN ISO 1461:2011 (HDG)
E- stainless steel (SS), grade 1.4301 (AISI304) up to 1.2 mm thickness
L- powder coating in a full range of colours (PC) (info p. 4)

E-90 - For detailed information, see section XIX

Thickn. (ga) ≠ [mm]: 0.5 0.7 1.0 1.2 1.5 2.0 3.0

Cover For Straight Reducer

PRKS...

PRKSJ...

≠ 1.0 mm

CODE	Width a mm	Width b mm	kg 1 pc	Catalogue No.	Qty
PRKSJ100/50	100	50	0.10	104510	10
PRKSJ150/100	150	100	0.13	104515	10
PRKSJ200/100	200	100	0.15	104620	10
PRKSJ200/150	200	150	0.17	104720	10
PRKSJ300/200	300	200	0.23	104630	10
PRKSJ400/300	400	300	0.32	104540	10
PRKSJ500/400	500	400	0.40	104550	10
PRKSJ600/500	600	500	0.47	104560	10



E-90

PRKSP...

≠ 1.5 mm

CODE	Width a mm	Width b mm	kg 1 pc	Catalogue No.	Qty
PRKSP100/50	100	50	0.14	104610	10
PRKSP150/100	150	100	0.20	104615	10
PRKSP200/100	200	100	0.24	104820	10
PRKSP200/150	200	150	0.26	104920	10
PRKSP300/200	300	200	0.34	104930	10
PRKSP400/300	400	300	0.49	104640	10
PRKSP500/400	500	400	0.60	104650	10
PRKSP600/500	600	500	0.71	104660	10

E-90

Note!For assembly of covers without lock and unperforated fittings use the clamps ZPD... for fittings with perforation use the clamps ZPN...

MATERIAL
Steel, strip-galv. acc. to the Sendzimir method PN-EN 10346:2015-09 (SG)
Available finishes:
F- steel, hot-dip galv to PN-EN ISO 1461:2011 (HDG)
E- stainless steel (SS), grade 1.4301 (AISI304) up to 1.2 mm thickness
L- powder coating in a full range of colours (PC) (info p. 4)

APPLICATIONS
Protecting cables against damage.
Used in heavy dust indoor conditions.

Example of use Covers and ZPD

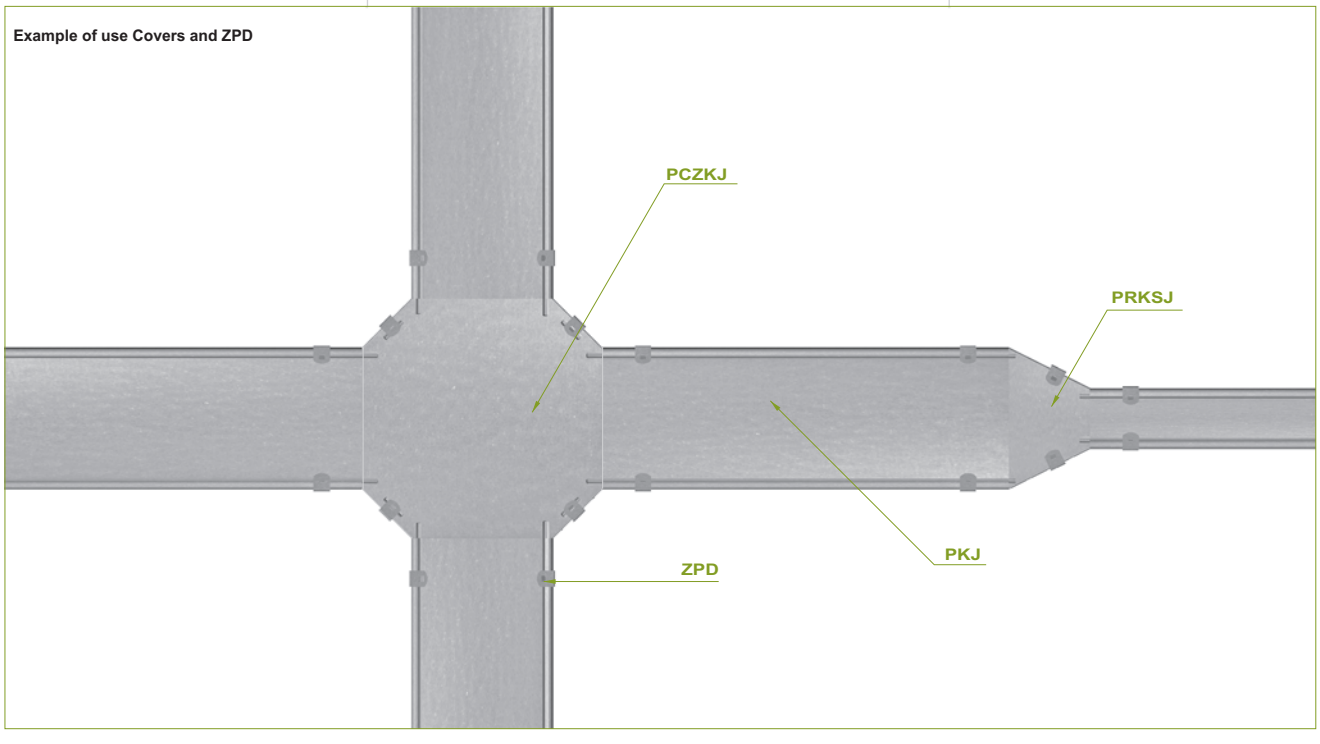

E-90 - For detailed information, see section XIX

Thickn. (ga) ≠ [mm]: 0.5 0.7 1.0 1.2 1.5 2.0 3.0

Cover For Vertical Tee - Lengthwise

PTR...

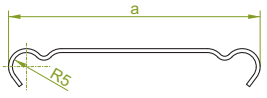

PTRJ...

CODE	Width a mm	kg 1 pc	≠ 1.0 mm Catalogue No.	Qty
PTRJ50	50	0.09	103605	20
PTRJ100	100	0.19	103610	20
PTRJ150	150	0.34	103615	20
PTRJ200	200	0.52	103620	20
PTRJ300	300	1.08	103630	10
PTRJ400	400	1.76	103640	10
PTRJ500	500	2.66	103650	10
PTRJ600	600	3.59	103660	10

PTRP...

CODE	Width a mm	kg 1 pc	≠ 1.5 mm Catalogue No.	Qty
PTRP50	50	0.12	103705	20
PTRP100	100	0.28	103710	20
PTRP150	150	0.51	103715	20
PTRP200	200	0.79	103720	20
PTRP300	300	1.61	103730	10
PTRP400	400	3.27	103740	10
PTRP500	500	3.90	103750	10
PTRP600	600	5.30	103760	10

E-90

Cover For Vertical Tee - Crosswise

PTRS...

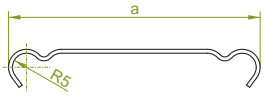

PTRSJ...

CODE	Width a mm	kg 1 pc	≠ 1.0 mm Catalogue No.	Qty
PTRSJ50	50	0.22	103905	20
PTRSJ100	100	0.36	103910	20
PTRSJ150	150	0.50	103915	20
PTRSJ200	200	0.64	103920	20
PTRSJ300	300	0.92	103930	10
PTRSJ400	400	1.20	103940	10
PTRSJ500	500	1.48	103950	10
PTRSJ600	600	1.76	103960	10

PTRSP...

CODE	Width a mm	kg 1 pc	≠ 1.5 mm Catalogue No.	Qty
PTRSP50	50	0.33	104005	20
PTRSP100	100	0.54	104010	20
PTRSP150	150	0.75	104015	20
PTRSP200	200	0.96	104020	20
PTRSP300	300	1.38	104030	10
PTRSP400	400	1.80	104040	10
PTRSP500	500	2.22	104050	10
PTRSP600	600	2.64	104060	10

E-90

Cover For Vertical Elbow

PKR...

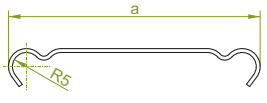

PKRJ...

CODE	Width a mm	kg 1 pc	≠ 1.0 mm Catalogue No.	Qty
PKRJ50	50	0.07	104205	20
PKRJ100	100	0.16	104210	20
PKRJ150	150	0.30	104215	20
PKRJ200	200	0.48	104220	20
PKRJ300	300	1.02	104230	10
PKRJ400	400	1.68	104240	10
PKRJ500	500	2.49	104250	10
PKRJ600	600	3.47	104260	10

PKRP...

CODE	Width a mm	kg 1 pc	≠ 1.5 mm Catalogue No.	Qty
PKRP50	50	0.10	104305	20
PKRP100	100	0.25	104310	20
PKRP150	150	0.46	104315	20
PKRP200	200	0.72	104320	20
PKRP300	300	1.53	104330	10
PKRP400	400	2.52	104340	10
PKRP500	500	3.74	104350	10
PKRP600	600	5.21	104360	10

E-90

APPLICATIONS
Protecting cables against damage.
Used in heavy dust indoor conditions.

MATERIAL
Steel, strip-galv. acc. to the Sendzimir method PN-EN 10346:2015-09 (SG)
Available finishes:
F- steel, hot-dip galv. to PN-EN ISO 1461:2011 (HDG)
E- stainless steel (SS), grade 1.4301 (AISI304) up to 1.2 mm thickness
L- powder coating in a full range of colours (PC) (info p. 4)

E-90 - For detailed information, see section XIX

Thickn. (ga) ≠ [mm]: 0.5 0.7 1.0 1.2 1.5 2.0 3.0