Vertical Cable Ladders – System
Height: H55, H80 mm
Width: 200 - 1000 mm

Examples of Components of Vertical Cable Ladder Systems

Rung SDC...	 **Rung SSH...**	 **Rung SDH...**
Straight Connector PLH	**Angle Connector LKDP**	**Articulated Connector LGDP**

Vertical Cable Ladder

DM...

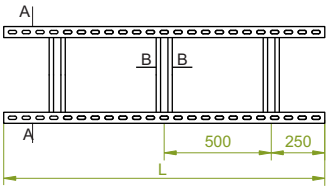

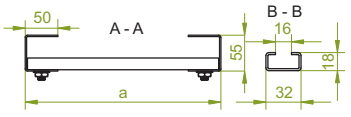

DMC...H55

≠ 2,0 mm

CODE	Width a mm	Length L mm	kg 1 m	Catalogue No.	Qty/m
DMC200H55/3	200	3000	4,56	404820	1/3
DMC200H55/6	200	6000	4,56	404920	1/6
DMC300H55/3	300	3000	4,82	404830	1/3
DMC300H55/6	300	6000	4,82	404930	1/6
DMC400H55/3	400	3000	5,08	404840	1/3
DMC400H55/6	400	6000	5,08	404940	1/6
DMC500H55/3	500	3000	5,34	404850	1/3
DMC500H55/6	500	6000	5,34	404950	1/6
DMC600H55/3	600	3000	5,60	404860	1/3
DMC600H55/6	600	6000	5,60	404960	1/6
DMC700H55/3	700	3000	5,90	404870	1/3
DMC700H55/6	700	6000	5,90	404970	1/6
DMC800H55/3	800	3000	6,18	404880	1/3
DMC800H55/6	800	6000	6,18	404980	1/6
DMC900H55/3	900	3000	6,44	404890	1/3
DMC900H55/6	900	6000	6,44	404990	1/6
DMC1000H55/3	1000	3000	6,72	404900	1/3
DMC1000H55/6	1000	6000	6,72	404991	1/6



DM...H55

≠ 3,0 mm

CODE	Width a mm	Length L mm	kg 1 m	Catalogue No.	Qty/m
DM200H55/3	200	3000	6,10	404620	1/3
DM200H55/6	200	6000	6,10	404720	1/6
DM300H55/3	300	3000	6,36	404630	1/3
DM300H55/6	300	6000	6,36	404730	1/6
DM400H55/3	400	3000	6,62	404640	1/3
DM400H55/6	400	6000	6,62	404740	1/6
DM500H55/3	500	3000	6,88	404650	1/3
DM500H55/6	500	6000	6,88	404750	1/6
DM600H55/3	600	3000	7,14	404660	1/3
DM600H55/6	600	6000	7,14	404760	1/6
DM700H55/3	700	3000	7,44	404670	1/3
DM700H55/6	700	6000	7,44	404770	1/6
DM800H55/3	800	3000	7,72	404680	1/3
DM800H55/6	800	6000	7,72	404780	1/6
DM900H55/3	900	3000	7,98	404690	1/3
DM900H55/6	900	6000	7,98	404790	1/6
DM1000H55/3	1000	3000	8,26	404611	1/3
DM1000H55/6	1000	6000	8,26	404800	1/6

DDM...

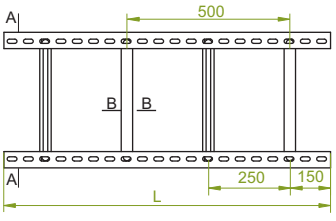

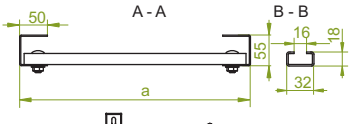

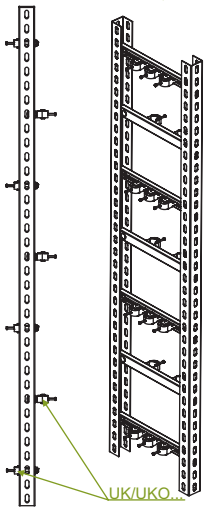

APPLICATIONS
Routing cable runs of various types in the vertical plane.

DDMC...H55

≠ 2,0 mm

CODE	Width a mm	Length L mm	kg 1 m	Catalogue No.	Qty/m
DDMC200H55/3	200	3000	5,08	403320	1/3
DDMC200H55/6	200	6000	5,08	403420	1/6
DDMC300H55/3	300	3000	5,60	403330	1/3
DDMC300H55/6	300	6000	5,60	403430	1/6
DDMC400H55/3	400	3000	6,12	403340	1/3
DDMC400H55/6	400	6000	6,12	403440	1/6
DDMC500H55/3	500	3000	6,64	403350	1/3
DDMC500H55/6	500	6000	6,64	403450	1/6
DDMC600H55/3	600	3000	7,16	403360	1/3
DDMC600H55/6	600	6000	7,16	403460	1/6
DDMC700H55/3	700	3000	7,76	403370	1/3
DDMC700H55/6	700	6000	7,76	403470	1/6
DDMC800H55/3	800	3000	8,32	403380	1/3
DDMC800H55/6	800	6000	8,32	403480	1/6
DDMC900H55/3	900	3000	8,84	403390	1/3
DDMC900H55/6	900	6000	8,84	403490	1/6
DDMC1000H55/3	1000	3000	9,40	403391	1/3
DDMC1000H55/6	1000	6000	9,40	403491	1/6



DDM...H55

≠ 3,0 mm

CODE	Width a mm	Length L mm	kg 1 m	Catalogue No.	Qty/m
DDM200H55/3	200	3000	6,62	403520	1/3
DDM200H55/6	200	6000	6,62	403620	1/6
DDM300H55/3	300	3000	7,14	403530	1/3
DDM300H55/6	300	6000	7,14	403630	1/6
DDM400H55/3	400	3000	7,66	403540	1/3
DDM400H55/6	400	6000	7,66	403640	1/6
DDM500H55/3	500	3000	8,18	403550	1/3
DDM500H55/6	500	6000	8,18	403650	1/6
DDM600H55/3	600	3000	8,70	403560	1/3
DDM600H55/6	600	6000	8,70	403660	1/6
DDM700H55/3	700	3000	9,30	403570	1/3
DDM700H55/6	700	6000	9,30	403670	1/6
DDM800H55/3	800	3000	9,86	403580	1/3
DDM800H55/6	800	6000	9,86	403680	1/6
DDM900H55/3	900	3000	10,38	403590	1/3
DDM900H55/6	900	6000	10,38	403690	1/6
DDM1000H55/3	1000	3000	10,94	403591	1/3
DDM1000H55/6	1000	6000	10,94	403691	1/6

Note:
Rungs of cable ladders installed on both sides. Alternative cable installation in Cable Clamps UK/UKO... on both sides of the ladder.

MATERIAL
Steel, strip-galv. acc. to the Sendzimir method to PN-EN 10346:2015-09 (SG)
Available finishes:
F- steel, hot-dip galv. to PN-EN ISO 1461:2011 (HDG)
E- stainless steel (SS), grade 1.4301 (AISI304) up to 3 m
L- powder coating in a full range of colours (PC) (info p. 4)

Thickn. (ga) ≠ [mm]: 1,0 1,2 1,5 2,0 3,0

Note. Hot dip galvanizing (PN-EN ISO 1461:2011 (HDG)) and diffusion galvanizing method (PN-EN ISO 17668:2016) for elements up to 200mm will be replaced with zink flake coating method method to PN-EN ISO 10683:2014-09

Channel Connector

LC55H50

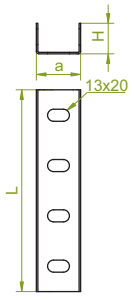

APPLICATIONS
Joining Cable Ladders DMC..., DM..., DDMC..., DDM...

LC55H50

≠ 3,0 mm

CODE	Width a mm	Height H mm	Length L mm	kg 1 pc	Catalogue No.	Qty
LC55H50	61	53	180	0,48	660700	30

To install channel Connector use 4 sets of Screw SGM10x30

MATERIAL
Steel, strip-galv. acc. to the Sendzimir method to PN-EN 10346:2015-09 (SG) (SG)
Available finishes:
F- steel galvanized using zinc flake coating method to PN-EN ISO 10683:2014-09
E- stainless steel (SS), grade 1.4301 (AISI304)
L- powder coating in a full range of colours (PC) (info p. 4)

Angle Connector

LKDP

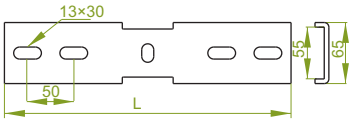

LKDP

≠ 5,0 mm

CODE	Length L mm	kg 1 pc	Catalogue No.	Qty
LKDP	310	0,89	700421	10

For the installation use 4 sets of Screw SGFM12x30

Angle Connectors LKDP and LGDP suit to Vertical Cable Ladders DMC..., DM..., DDMC..., DDM..., DSH... and DDH

MATERIAL
Steel, hot-dip galv.
to PN-EN ISO 1461:2011
Available finishes:
L- powder coating in a full range of colours (PC) (info p. 4)

Articulated Connector

LGDP

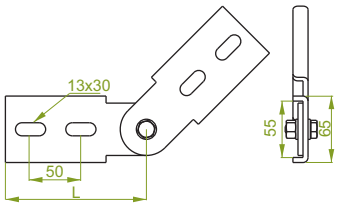

APPLICATIONS
Joining Vertical Systems of Cable Ladders DMC..., DM..., DDMC..., DDM..., DSH... and DDH... at various angles

LGDP

≠ 5,0 mm

CODE	Length L mm	kg 1 pc	Catalogue No.	Qty
LGDP	140	0,85	700422	10

For the installation use 4 sets of Screw SGFM12x30

Articulated Connectors LKDP and LGDP suit to Vertical Cable Ladders DMC..., DM..., DDMC..., DDM..., DSH... and DDH...

MATERIAL
Steel galvanized using zinc flake coating method to PN-EN ISO 10683:2014-09
Available finishes:
L- powder coating in a full range of colours (PC) (info p. 4)

Channel

C...55H50

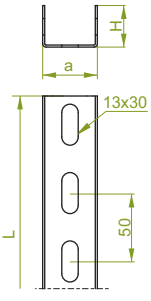

APPLICATIONS
Used in DIY installation of cable ladders together with the rungs.

CC55H50...

≠ 2,0 mm

CODE	Width a mm	Height H mm	Length L mm	kg 1 pc	Catalogue No.	Qty
CC55H50/03	55	50	300	0,60	612103	20
CC55H50/04	55	50	400	0,81	612104	20
CC55H50/05	55	50	500	1,01	612105	20
CC55H50/1	55	50	1000	2,02	612110	8
CC55H50/2	55	50	2000	4,05	612120	8
CC55H50/3	55	50	3000	6,09	612130	4

CT55H50...

≠ 3,0 mm

CODE	Width a mm	Height H mm	Length L mm	kg 1 pc	Catalogue No.	Qty
CT55H50/03	55	50	300	0,84	612203	20
CT55H50/04	55	50	400	1,12	612204	20
CT55H50/05	55	50	500	1,40	612205	20
CT55H50/1	55	50	1000	2,79	612210	8
CT55H50/2	55	50	2000	5,58	612220	8
CT55H50/3	55	50	3000	8,37	612230	4
CT55H50/6	55	50	6000	16,74	612260	2

NOTE:
In case of large quantity orders cut-to-length services available for any lengths/sections up to 3m long.



MATERIAL
Steel, strip-galv. acc. to the Sendzimir method to PN-EN 10346:2015-09 (SG)
Available finishes:
F- steel, hot-dip galv. to PN-EN ISO 1461:2011 (HDG)
E- stainless steel (SS), grade 1.4301 (AISI304) up to 3 m
L- powder coating in a full range of colours (PC) (info p. 4)

Protective Cap

NON

APPLICATIONS
Protecting installers against cut from steel edges; improving overall product appearance

NO55x50N

CODE	Width a mm	Height H mm	Catalogue No.	Qty
NO55x50N	55	50	760610	100

MATERIAL
Polyethylene. Standard colour: green to RAL 6029.
Available finishes:
white to RAL 9010. silver to RAL 9006.

Thickn. (ga) ≠ [mm]: 1,2 1,5 2,0 3,0 5,0

Note. Hot dip galvanizing (PN-EN ISO 1461:2011 (HDG)) and diffusion galvanizing method (PN-EN ISO 17668:2016) for elements up to 200mm will be replaced with zink flake coating method method to PN-EN ISO 10683:2014-09

Rung

SDC

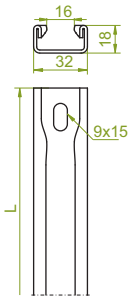

SDC...

± 2,0 mm

CODE	Length L mm	kg 1 pc	Catalogue No.	Qty
SDC100	90	0,13	403810	50
SDC200	190	0,26	403820	50
SDC300	290	0,39	403830	50
SDC400	390	0,52	403840	30
SDC500	490	0,65	403850	20
SDC600	590	0,78	403860	20

Important!
Availability of perforated rungs depends on a minimum ordered quantity

MATERIAL
Steel, strip-galv. acc. to the Sendzimir method to PN-EN 10346:2015-09 (SG)
Available finishes:
F- steel, hot-dip galv. to PN-EN ISO 1461:2011 (HDG)
E- stainless steel (SS), grade 1.4301 (AISI304)
L- powder coating in a full range of colours (PC) (info p. 4)

APPLICATIONS
In combination with Cable Clamp UK/UKO for fastening cables, as well as for the ladder DIY installation

Cable Clamp

UK1/UKO1 UK2/UKO2

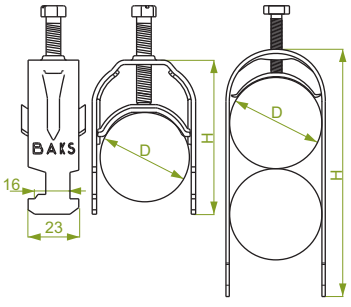

UK1/UKO1...

1 cable

CODE	Dimension D mm	Height H mm	kg 1 pc	Catalogue No.	Qty
UK1/UKO1/16-22	16-22	57	0,05	402300	150
UK1/UKO1/22-28	22-28	61	0,06	402400	150
UK1/UKO1/28-34	28-34	71	0,07	402500	100
UK1/UKO1/34-40	34-40	78	0,08	402600	100
UK1/UKO1/40-46	40-46	86	0,10	402700	100
UK1/UKO1/46-52	46-52	97	0,11	402800	100
UK1/UKO1/52-58	52-58	100	0,12	402850	100
UK1/UKO1/58-64	58-64	103	0,13	402900	100
UK1/UKO1/64-70	64-70	116	0,14	404000	100

UK2/UKO2...

2 cables

CODE	Dimension D mm	Height H mm	kg 1 pc	Catalogue No.	Qty
UK2/UKO2/16-22	16-22	80	0,07	403000	100
UK2/UKO2/22-28	22-28	90	0,09	403100	100
UK2/UKO2/28-34	28-34	105	0,10	403200	100
UK2/UKO2/34-40	34-40	118	0,12	403300	100
UK2/UKO2/40-46	40-46	132	0,15	403400	50
UK2/UKO2/46-52	46-52	149	0,16	403500	50
UK2/UKO2/52-58	52-58	158	0,18	403701	50
UK2/UKO2/58-64	58-64	163	0,20	403600	50

Old type of UK1/UKO1 Cable Clamp will be available while stocks last
Optional application of Cable Protection Piece RO1.

E-90

MATERIAL
Steel galvanized using zinc flake coating method to PN-EN ISO 10683:2014-09
Available finishes:
E- stainless steel (SS), grade 1.4301 (AISI304)

APPLICATIONS
Fastening cables to Cable Ladders DMC..., DM..., DDMC..., DDM..., DSH... and DDH...

Vertical Cable Ladder DSH + UK1/UKO1

Vertical Cable Ladder DDH + UK1/UKO1

Vertical Cable Ladder DM + UK1/UKO1



Vertical Cable Ladder DDM + UK1/UKO1



E-90 - Detailed info in section XIX

Thickn. (ga) ≠ [mm]: 1,0 1,2 1,5 2,0 2,0

Note. Hot dip galvanizing (PN-EN ISO 1461:2011 (HDG)) and diffusion galvanizing method (PN-EN ISO 17668:2016) for elements up to 200mm will be replaced with zink flake coating method method to PN-EN ISO 10683:2014-09

Fastening Bracket

UT

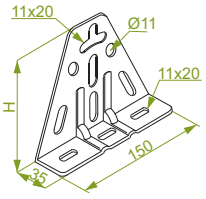

UTM/UTMO

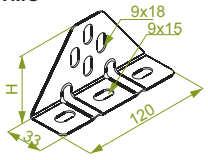

APPLICATIONS
Installing Cable Trays and Ladders in the proper distance from the wall.

UT

± 2,0 mm

CODE	Height H mm	kg 1 pc	Catalogue No.	Qty
UT	130	0,23	**751600**	50



UTM/UTMO

± 2,0 mm

CODE	Height H mm	kg 1 pc	Catalogue No.	Qty
UTM/UTMO	66	0,17	**751700**	100

E-90

MATERIAL
Steel, strip-galv. acc. to the Sendzimir method to PN-EN 10346:2015-09 (SG)
Available finishes:
F- steel galvanized using zinc flake coating method to PN-EN ISO 10683:2014-09
E- stainless steel (SS), grade 1.4301 (AISI304)
L- powder coating in a full range of colours (PC) (info p. 4)

Fastening Bracket

PSTV

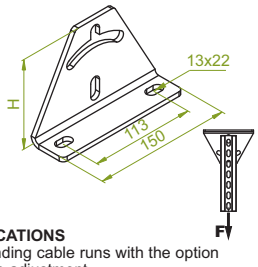

APPLICATIONS
Suspending cable runs with the option of angle adjustment.

PSTV

± 5,0 mm

CODE	Height H mm	obciążenie maksymalne F_{max}[kN]	kg 1 pc	Catalogue No.	Qty
PSTV	102	7,00	0,53	**740711**	20

For mechanical properties of screws and anchors see Section XI page 15

MATERIAL
Steel galvanized using zinc flake coating method to PN-EN ISO 10683:2014-09
Available finishes:
E- stainless steel (SS), grade 1.4301 (AISI304)
L- powder coating in a full range of colours (PC) (info p. 4)

Installation Example of Vertical Cable Ladder DM (Fixing the Ladder to the Wall)

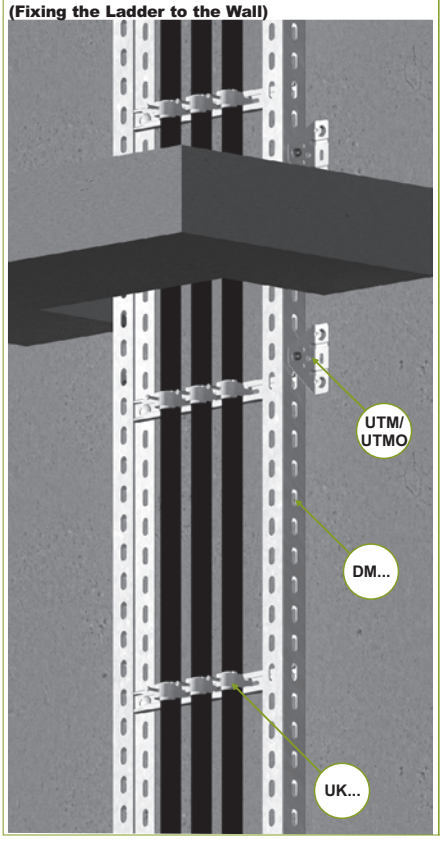

Installation Example of Vertical Cable Ladder DDM in Combination with Rungs Attached on Both Sides (Fixing the Ladder to the Ceiling)

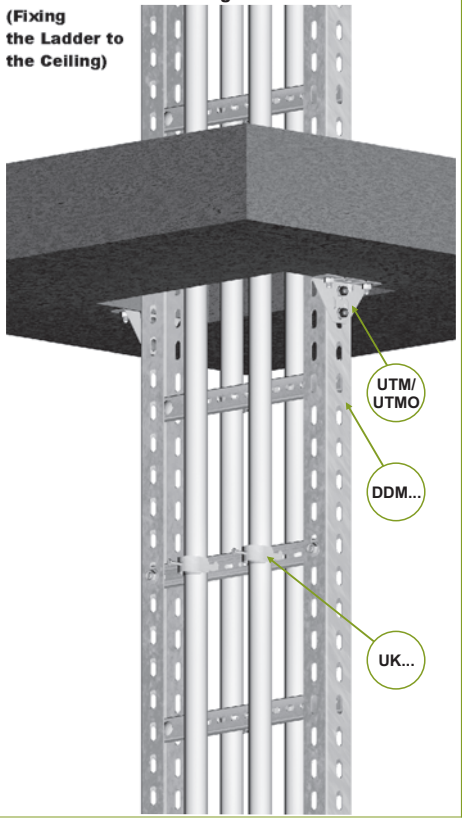

Installation Example of Vertical Cable Ladder DM (Fixing the Ladder to the Slanted Ceiling)

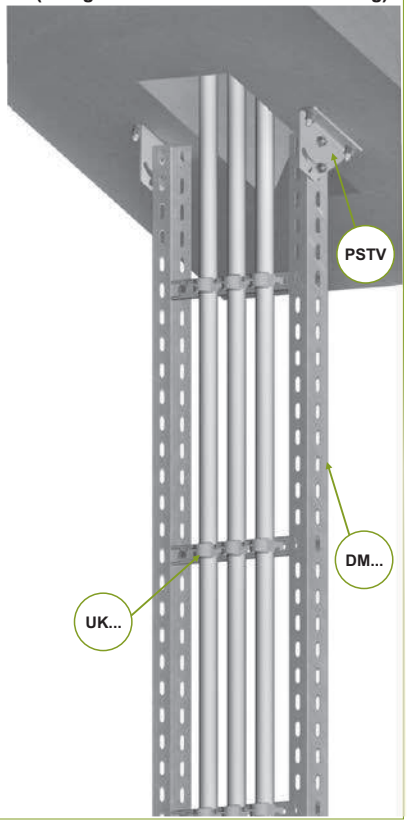

E-90 - Detailed info in section XIX

Thickn. (ga) ± [mm]: 1,0 1,2 1,5 2,0 5,0

Vertical Cable Ladder

DSH

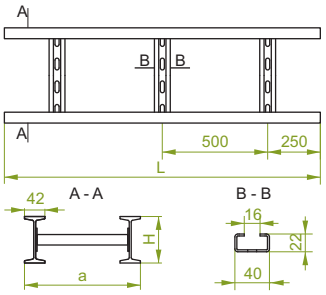

DSH...H80

CODE	Width a mm	Length L mm	kg 1 m	Catalogue No.	Qty/m
DSH200H80/3	200	3000	12,58	405020	1/3
DSH200H80/6	200	6000	12,58	405120	1/6
DSH300H80/3	300	3000	12,92	405030	1/3
DSH300H80/6	300	6000	12,92	405130	1/6
DSH400H80/3	400	3000	13,26	405040	1/3
DSH400H80/6	400	6000	13,26	405140	1/6
DSH500H80/3	500	3000	13,62	405050	1/3
DSH500H80/6	500	6000	13,62	405150	1/6
DSH600H80/3	600	3000	13,96	405060	1/3
DSH600H80/6	600	6000	13,96	405160	1/6
DSH700H80/3	700	3000	14,30	405070	1/3
DSH700H80/6	700	6000	14,30	405170	1/6
DSH800H80/3	800	3000	14,66	405080	1/3
DSH800H80/6	800	6000	14,66	405180	1/6
DSH900H80/3	900	3000	15,00	405090	1/3
DSH900H80/6	900	6000	15,00	405190	1/6
DSH1000H80/3	1000	3000	15,34	405011	1/3
DSH1000H80/6	1000	6000	15,34	405111	1/6

DDH

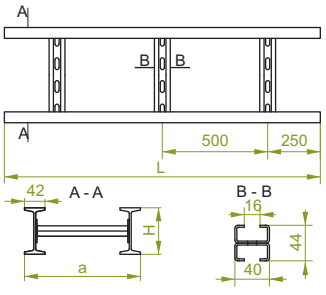

DDH...H80

CODE	Width a mm	Length L mm	kg 1 m	Catalogue No.	Qty/m
DDH200H80/3	200	3000	13,10	404220	1/3
DDH200H80/6	200	6000	13,10	404320	1/6
DDH300H80/3	300	3000	13,78	404230	1/3
DDH300H80/6	300	6000	13,78	404330	1/6
DDH400H80/3	400	3000	14,46	404240	1/3
DDH400H80/6	400	6000	14,46	404340	1/6
DDH500H80/3	500	3000	15,18	404250	1/3
DDH500H80/6	500	6000	15,18	404350	1/6
DDH600H80/3	600	3000	15,85	404260	1/3
DDH600H80/6	600	6000	15,85	404360	1/6
DDH700H80/3	700	3000	16,54	404270	1/3
DDH700H80/6	700	6000	16,54	404370	1/6
DDH800H80/3	800	3000	17,26	404280	1/3
DDH800H80/6	800	6000	17,26	404380	1/6
DDH900H80/3	900	3000	17,88	404290	1/3
DDH900H80/6	900	6000	17,88	404390	1/6
DDH1000H80/3	1000	3000	18,60	404211	1/3
DDH1000H80/6	1000	6000	18,60	404311	1/6



APPLICATIONS
Cable routing in the vertical plane, and as an alternative - in the horizontal plane

MATERIAL
Steel I-Beam hot-dip galv.
to PN-EN ISO 1461:2011 (HDG)
Available finishes:
L- powder coating in a full range of colours (PC) (info p. 4)

Application Example of Vertical Cable Ladder

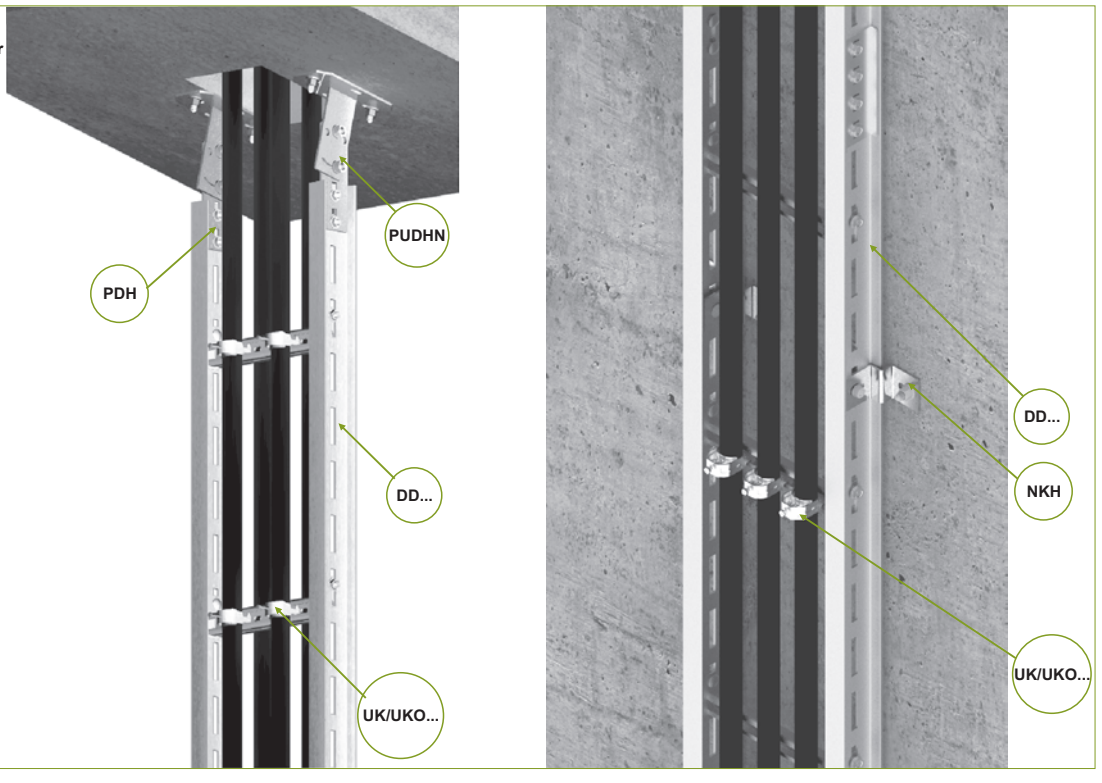

Thickn. (ga) ≠ [mm]: 0,7 1,0 1,2 1,5 2,0

Note. Hot dip galvanizing (PN-EN ISO 1461:2011 (HDG)) and diffusion galvanizing method (PN-EN ISO 17668:2016) for elements up to 200mm will be replaced with zink flake coating method method to PN-EN ISO 10683:2014-09

Straight Connector

PLH

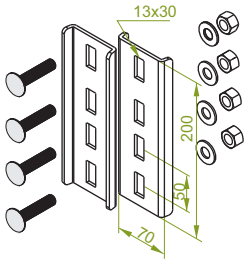

APPLICATIONS
Joining Cable Ladders DSH and DDH and I-Beams DPH.

PLH

≠ 5,0 mm

CODE	kg 1 pc	Catalogue No.	Set
PLH	0,49	700420	10

NOTE:
New type of Straight Connector
Together with 1 pair of 'PLH', 4 sets of Screws M12x30 with washers and nuts



MATERIAL
Steel galvanized using zinc flake coating method to PN-EN ISO 10683:2014-09
Available finishes:
L- powder coating in a full range of colours (PC) (info p. 4)

Angle Connector

LKDP

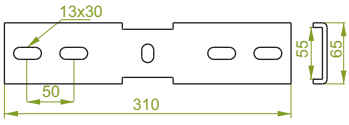

LKDP

≠ 5,0 mm

CODE	kg 1 pc	Catalogue No.	Qty
LKDP	0,89	700421	10

For the installation use 4 sets of Screw SGFM12x30

Angle Connectors LKDP, LGDP suit to Vertical Systems of Vertical Cable Ladders DMC..., DM..., DDMC..., DDM..., DSH... and DDH...

MATERIAL
Steel, hot-dip galv.
to PN-EN ISO 1461:2011 (HDG)
Available finishes:
L- powder coating in a full range of colours (PC) (info p. 4)

Articulated Connector

LGDP

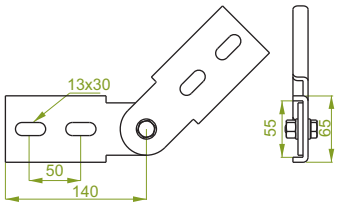

APPLICATIONS
Joining Vertical Systems of Cable Ladders DMC..., DM..., DDMC..., DDM..., DSH... and DDH... at various angles

LGDP

≠ 5,0 mm

CODE	kg 1 pc	Catalogue No.	Qty
LGDP	0,85	700422	10

For the installation use 4 sets of Screw SGFM12x30

Articulated Connectors LKDP and LGDP suit to Vertical Cable Ladders DMC..., DM..., DDMC..., DDM..., DSH... and DDH...

MATERIAL
Steel galvanized using zinc flake coating method to PN-EN ISO 10683:2014-09
Available finishes:
L- powder coating in a full range of colours (PC) (info p. 4)

Application Example of LKDP



Application Example of LGDP



Thickn. (ga) ≠ [mm]: 1,0 1,2 1,5 2,0 5,0

I-Beam

DPH

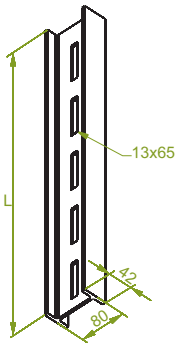

APPLICATIONS
Basic construction element used in heavy-duty cable management systems. It is also used in DIY installation of vertical cable ladders

DPH...

CODE	Length L mm	kg 1 pc	Catalogue No.	Qty
DPH200	200	1,14	700220	10
DPH300	300	1,17	700230	10
DPH400	400	2,29	700240	8
DPH500	500	2,85	700250	8
DPH600	600	3,40	700260	4
DPH700	700	3,95	700270	2
DPH800	800	4,55	700280	2
DPH900	900	5,10	700290	2
DPH1000	1000	5,70	700211	2
DPH1500	1500	8,50	700216	2
DPH2000	2000	11,40	700212	2
DPH3000	3000	17,10	700213	2
DPH6000	6000	34,20	700217	1

Strong

MATERIAL
Steel I-beam hot-dip galv.
to PN-EN ISO 1461:2011 (HDG),
Available finishes:
L- powder coating in a full range of colours (PC)
(info p. 4)

Protective Cap

NO42x80

APPLICATIONS
Protecting installers against cut from steel edges; improving overall product appearance

NO42x80

CODE	Width a mm	Height H mm	Catalogue No.	Qty
NO42x80	42	80	700221	100

MATERIAL
Polyethylene. Standard colour: green to RAL 6029.
Available finishes:
white to RAL 9010,
silver to RAL 9006

Rung

SSH

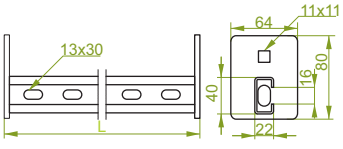

SSH...

≠ 2,5 mm

CODE	Length L mm	kg 1 pc	Catalogue No.	Qty
SSH200	153	0,59	404120	20
SSH300	253	0,76	404130	20
SSH400	353	0,93	404140	10
SSH500	453	1,11	404150	10
SSH600	553	1,28	404160	10
SSH700	653	1,45	404170	4
SSH800	753	1,63	404180	4
SSH900	853	1,80	404190	4
SSH1000	953	1,97	404111	4

For the assembly use 2 sets of Screw SGFM10x30

Strong

SDH

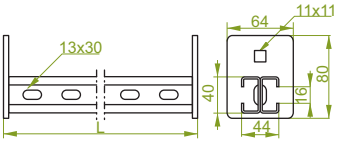

APPLICATIONS
Used for Cable Ladders DDH, in combination with Cable Clamp UK to install electrical cables.

SDH...

≠ 2,5 mm

CODE	Length L mm	kg 1 pc	Catalogue No.	Qty
SDH200	153	0,85	404420	20
SDH300	253	1,19	404430	20
SDH400	353	1,53	404440	10
SDH500	453	1,89	404450	10
SDH600	553	2,23	404460	10
SDH700	653	2,57	404470	4
SDH800	753	2,93	404480	4
SDH900	853	3,24	404490	4
SDH1000	953	3,60	404411	4

For the assembly use 2 sets of Screw SGFM10x30

Strong



MATERIAL
Steel, hot-dip galv.
to PN-EN ISO 1461:2011
Available finishes:
L- powder coating in a full range of colours (PC)
(info p. 4)

Vertical Cable Ladder DSH + UK1/UKO1



Vertical Cable Ladder DDH + UK1/UKO1

Vertical Cable Ladder DM + UK1/UKO1



Vertical Cable Ladder DDM + UK1/UKO1

Thickn. (ga) ≠ [mm]: 0,7 1,0 1,2 1,5 2,0

Note. Hot dip galvanizing (PN-EN ISO 1461:2011 (HDG)) and diffusion galvanizing method (PN-EN ISO 17668:2016) for elements up to 200mm will be replaced with zink flake coating method method to PN-EN ISO 10683:2014-09

Cable Clamp

UK1/UKO1 UK2/UKO2

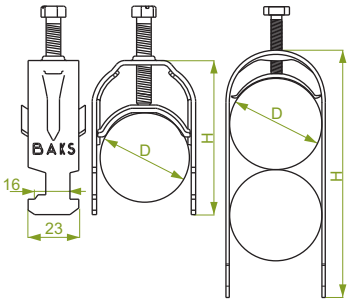

UK1/UKO1...

1 cable

CODE	Dimension D mm	Height H mm	kg 1 pc	Catalogue No.	Qty
UK1/UKO1/16-22	16-22	57	0,05	402300	150
UK1/UKO1/22-28	22-28	61	0,06	402400	150
UK1/UKO1/28-34	28-34	71	0,07	402500	100
UK1/UKO1/34-40	34-40	78	0,08	402600	100
UK1/UKO1/40-46	40-46	86	0,10	402700	100
UK1/UKO1/46-52	46-52	97	0,11	402800	100
UK1/UKO1/52-58	52-58	100	0,12	402850	100
UK1/UKO1/58-64	58-64	103	0,13	402900	100
UK1/UKO1/64-70	64-70	116	0,14	404000	100

UK2/UKO2...

2 cables

CODE	Dimension D mm	Height H mm	kg 1 pc	Catalogue No.	Qty
UK2/UKO2/16-22	16-22	80	0,07	403000	100
UK2/UKO2/22-28	22-28	90	0,09	403100	100
UK2/UKO2/28-34	28-34	105	0,10	403200	100
UK2/UKO2/34-40	34-40	118	0,12	403300	100
UK2/UKO2/40-46	40-46	132	0,15	403400	50
UK2/UKO2/46-52	46-52	149	0,16	403500	50
UK2/UKO2/52-58	52-58	158	0,18	403701	50
UK2/UKO2/58-64	58-64	163	0,20	403600	50

Old type of UK1/UKO1 Cable Clamp will be available while stocks last
Optional application of Cable Protection Piece RO1.

E-90

APPLICATIONS
Fastening cables to Cable Ladders
DMC..., DM..., DDMC..., DDM..., DSH... and DDH...

MATERIAL
Steel galvanized using zinc flake coating method to PN-EN ISO 10683:2014-09
Available finishes:
E- stainless steel (SS), grade 1.4301 (AISI304)

Head Plate

PSDHN

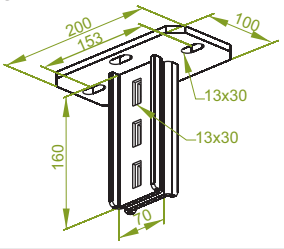

PSDHN

CODE	kg 1 pc	Catalogue No.	Qty
PSDHN	1,90	741316	10

To install PDH use Screws SGFM10x30

Strong

Head Plate

PUDHN

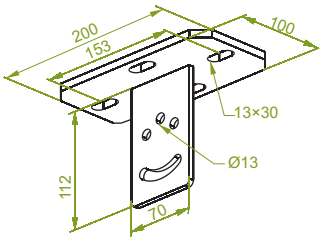

PUDHN

CODE	kg 1 pc	Catalogue No.	Qty
PUDHN	1,64	741408	20

Variable Head Plate adapted for suspending vertical systems of cable ladders from slanted ceilings (see an example on the next page)

To install PDH use Screws SGFM10x30

Strong

APPLICATIONS
Used in combination with I-Beam for suspending cable routes

Fastening Clamp

NKH

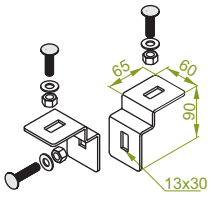

NKH

CODE	kg 1 pc	Catalogue No.	kpl
NKH	0,96	700509	10

Set: 2pcs of NKH and 3 sets of Screw SGFM12x30 with nuts and washers

APPLICATIONS
Used as a joiner connecting (to) I-beams

Connection Piece

PDH

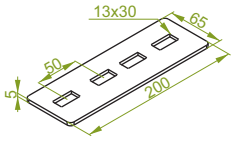

PDH

CODE	kg 1 pc	Catalogue No.	Qty
PDH	0,49	700320	10

Used for suspending system accessories in combination with Variable Head Plate PUDH.
To install PDH use Screws SGFM10x30

MATERIAL
Steel galvanized using zinc flake coating method to PN-EN ISO 10683:2014-09
Available finishes:
E- stainless steel (SS), grade 1.4301 (AISI304)
L- powder coating in a full range of colours (PC) (info p. 4)

E-90 - Detailed info in section XIX

Thickn. (ga) ≠ [mm]: 0,7 1,0 1,2 1,5 2,0

Installation Example of Vertical Cable Ladder DDH (Fixing the Ladder to the Slanted ceiling)

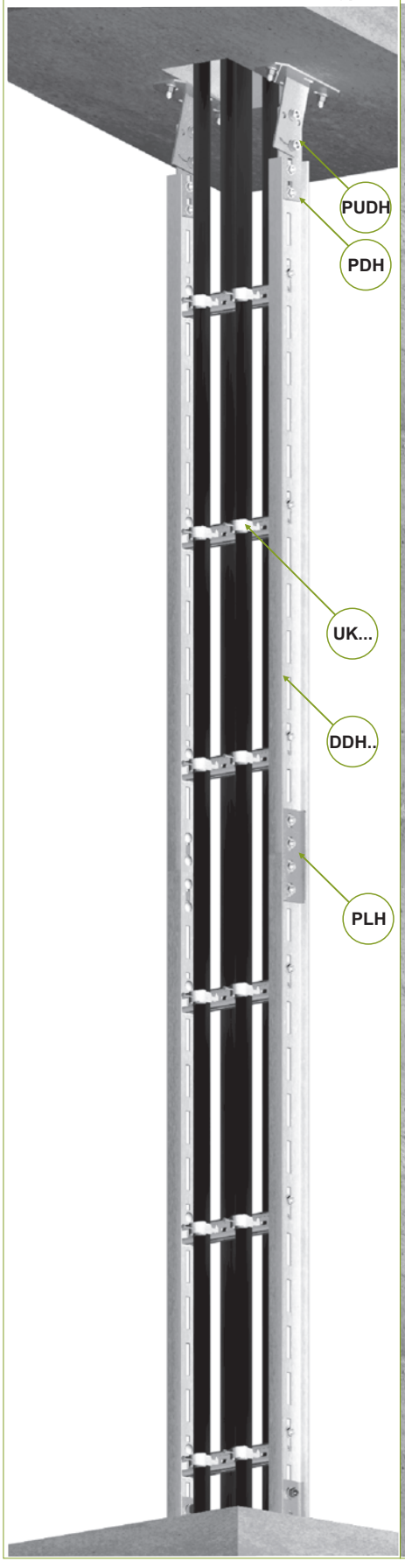

Installation Example of Vertical Cable Ladder DSH (Fixing the Ladder to the Wall)


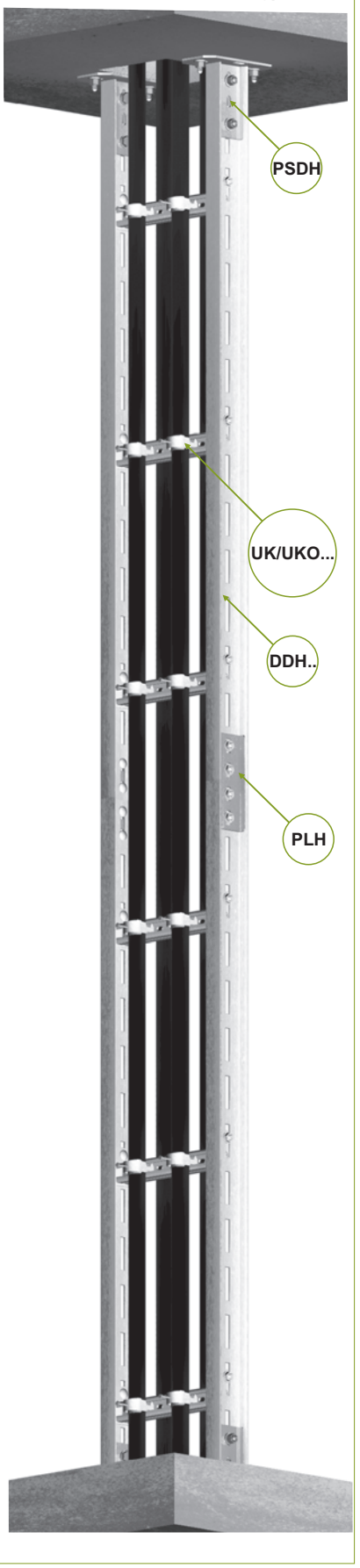
Installation Example of Vertical Cable Ladder DDH (Fixing the Ladder to the ceiling)