Ship Cable Trays System
Height: H15 mm
Width: 75-300 mm
2 types of perforations



Ship Cable Ladders System
Height: H30 and H40 mm
Width: 100-1000 mm
2 types of rungs

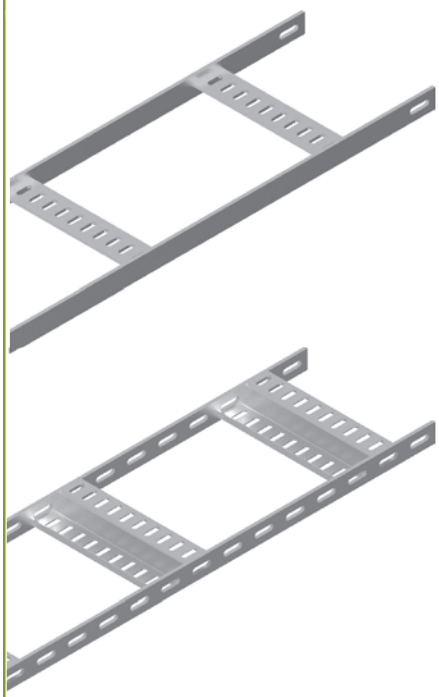

Examples of Components of Cable Ladder System

Horizontal Bend LDOPZ...



Add-on Tee TDDOPZ...

Vertical Bend LPDOPZ...

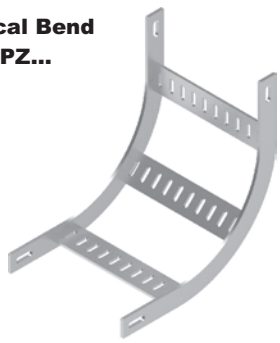

Horizontal Bend LDOZ...

Add-on Tee TDDOZ...

Fixing Clamp LMDOZ..

Connector LDOU...

CE

Ship cable tray

KMSP...H15/2

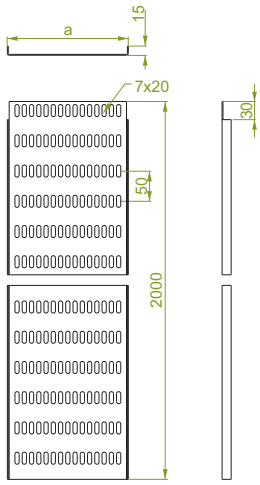

KMSP...H15/2

≠ 1.5 mm

CODE	Width a mm	kg 1 mb	Catalogue No.	Qty/m
KMSP75H15/2	75	2,40	715157	1/2
KMSP100H15/2	100	2,93	715151	1/2
KMSP125H15/2	125	3,49	715158	1/2
KMSP150H15/2	150	4,05	715150	1/2
KMSP200H15/2	200	5,18	715152	1/2
KMSP250H15/2	250	6.30	715155	1/2
KMSP300H15/2	300	7,43	715153	1/2

For installation use Screw Sets SGKFM6x12



Ship cable tray

KMSPP...H15/2

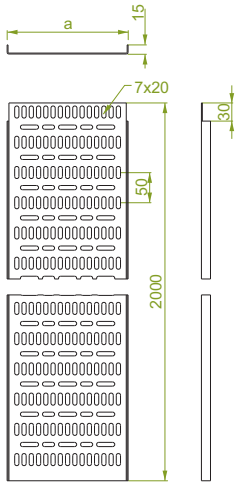

KMSPP...H15/2

≠ 1.5 mm

CODE	Width a mm	kg 1 mb	Catalogue No.	Qty/m
KMSPP75H15/2	75	2,40	815157	1/2
KMSPP100H15/2	100	2,93	815151	1/2
KMSPP125H15/2	125	3,49	815158	1/2
KMSPP150H15/2	150	4,05	815150	1/2
KMSPP200H15/2	200	5,18	815152	1/2
KMSPP250H15/2	250	6,30	815155	1/2
KMSPP300H15/2	300	7,43	815153	1/2

For installation use Screw Sets SGKFM6x12



APPLICATION
Leading cable routes on ships and drilling rigs

MATERIAL
Steel, hot-dip galv.
to PN-EN ISO 1461:2011 (HDG) ca. 45-55 µm.
On request:
E - stainless steel PN-EN 10088

Thickn. (ga) ≠ [mm]: 1,5 2,0 2,5 3,0 4,0 5,0

Ship cable ladder

DOPZ...H30/3

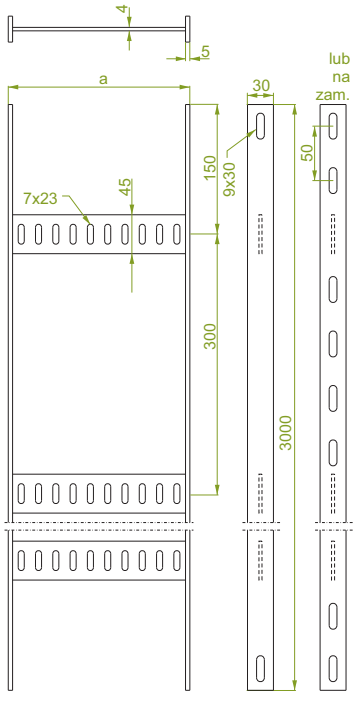

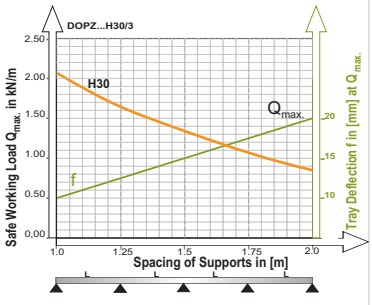

APPLICATION
Leading cable routes on ships
and drilling rigs

DOPZ...H30/3

CODE	Width a mm	kg 1 mb	Catalogue No.	Qty/m
DOPZ100H30/3	110	2,70	423010	1/3
DOPZ200H30/3	210	3,05	423020	1/3
DOPZ300H30/3	310	3,41	423030	1/3





MATERIAL
Steel, hot-dip galv.
to PN-EN ISO 1461:2011 (HDG) ok. 45-55 µm.
Available finishes:
E - stainless steel (SS) PN-EN 10088

Connector

LDOUH30

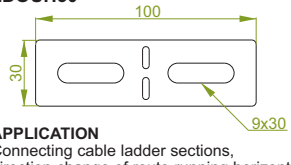

APPLICATION
Connecting cable ladder sections,
direction change of route running horizontally,
direction change of route running vertically

LDOUH30

3,0 mm

CODE	kg 1 pc.	Catalogue No.	Qty
LDOUH30	0,09	423001	1

Fixing Clamp

LMDOZH30

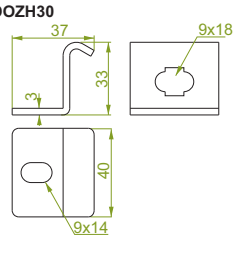

APPLICATION
To fix cable ladders to brackets

LMDOZH30

3,0 mm

CODE	kg 1 pc.	Catalogue No.	Qty
LMDOZH30	0,05	423301	1

MATERIAL
Steel galvanized using zinc flake coating method
PN-EN ISO 10683:2014-09
Available finishes:
E - stainless steel (SS) PN-EN 10088

Thickn. (ga) ≠ [mm]: 2,0 | 2,5 | 3,0 | 4,0 | 5,0 | 6,0

CE

Horizontal Bend

LDOPZ...H30

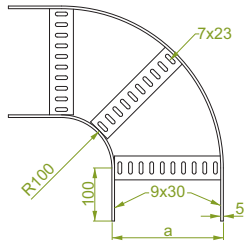

LDOPZ...H30

CODE	Width a mm	kg 1 pc.	Catalogue No.	Qty
LDOPZ100H30	110	1,37	423110	1
LDOPZ200H30	210	1,93	423120	1
LDOPZ300H30	310	2,49	423130	1

For the assembly use Connectors LDOUH30 and Screws SGKFM8x16



APPLICATION
Diversion in cable routing

Add-on Tee

TDDOPZ...H30

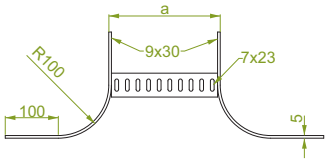

TDDOPZ...H30

CODE	Width a mm	kg 1 pc.	Catalogue No.	Qty
TDDOPZ100H30	110	0,94	423210	1
TDDOPZ200H30	210	1,06	423220	1
TDDOPZ300H30	310	1,18	423230	1

For the assembly use Connectors LDOUH30 and Screws SGKFM8x16

APPLICATION
Branching out cable runs

Vertical Bend

LPDOPZ...H30

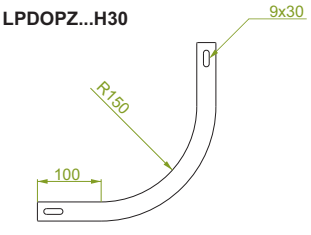

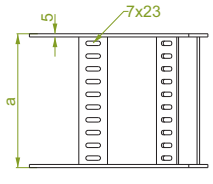

LPDOPZ...H30

CODE	Width a mm	kg 1 pc.	Catalogue No.	Qty
LPDOPZ100H30	110	1,42	423310	1
LPDOPZ200H30	210	1,78	423320	1
LPDOPZ300H30	310	2,14	423330	1

For the assembly use Connectors LDOUH30 and Screws SGKFM8x16

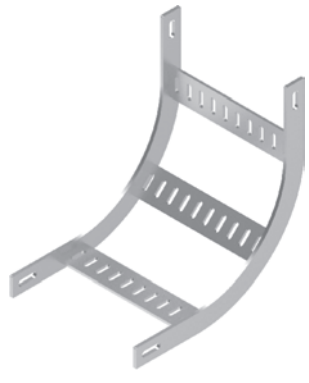

APPLICATION
Diversion in cable routing

MATERIAL
Steel, hot-dip galv.
to PN-EN ISO 1461:2011 (HDG) ok. 45-55 µm.
Available finishes:
E - stainless steel (SS) PN-EN 10088

Thickn. (ga) ≠ [mm]: 2,0 | 2,5 | 3,0 | 4,0 | 5,0 | 6,0

CE

Ship cable ladder

DOZ...H30/3

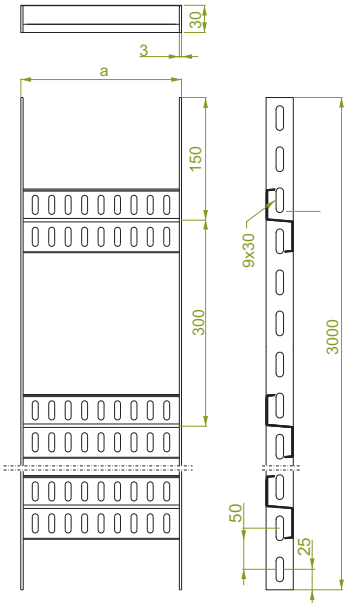

RUNG

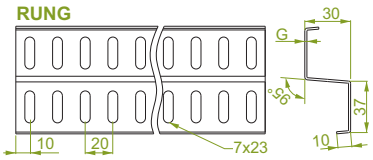

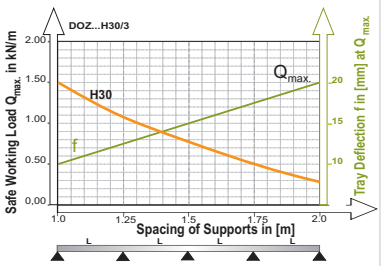

APPLICATION
Leading cable routes on ships and drilling rigs

DOZ...H30/3

CODE	Width a mm	grubość G mm	kg 1 mb	Catalogue No.	Qty/m
DOZ100H30/3	106	1,5	1,68	403010	1/3
DOZ200H30/3	206	1,5	2,17	403020	1/3
DOZ300H30/3	306	2,0	2,67	403030	1/3
DOZ400H30/3	406	2,0	3,18	403040	1/3
DOZ500H30/3	506	2,0	3,69	403050	1/3
DOZ600H30/3	606	2,0	4,17	403060	1/3
DOZ700H30/3	706	2,0	4,74	403070	1/3
DOZ800H30/3	806	2,0	5,25	403080	1/3
DOZ900H30/3	906	2,0	5,76	403090	1/3
DOZ1000H30/3	1006	2,0	6,21	403011	1/3

For the assembly use connectors LDOUH30 and Screws SGKFM8x16



MATERIAL
Steel, hot-dip galv.
to PN-EN ISO 1461:2011 (HDG) ok. 45-55 µm.
Available finishes:
E - stainless steel (SS) PN-EN 10088



Connector

LDOUH30

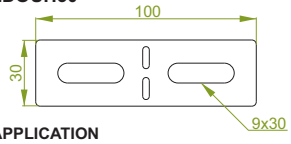

APPLICATION
Connecting cable ladder sections,
direction change of route running horizontally,
direction change of route running vertically

LDOUH30

3,0 mm

CODE	kg 1 pc.	Catalogue No.	Qty
LDOUH30	0,09	423001	1

Fixing Clamp

LMDOZH30

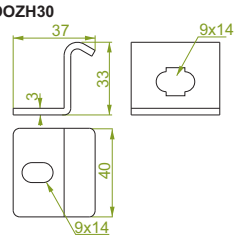

APPLICATION
To fix cable ladders to brackets

LMDOZH30

3,0 mm

CODE	kg 1 pc.	Catalogue No.	Qty
LMDOZH30	0,05	423301	1

MATERIAL
Steel galvanized using zinc flake coating method
PN-EN ISO 10683:2014-09
Available finishes:
E - stainless steel (SS) PN-EN 10088

Thickn. (ga) ≠ [mm]: 2,0 | 2,5 | 3,0 | 4,0 | 5,0 | 6,0

CE

Horizontal Bend

LDOZ...H30

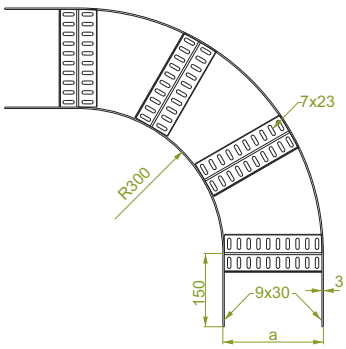

LDOZ...H30

CODE	Width a mm	kg 1 pc.	Catalogue No.	Qty
LDOZ100H30	106	1,88	403110	1
LDOZ200H30	206	2,63	403120	1
LDOZ300H30	306	3,42	403130	1
LDOZ400H30	406	4,21	403140	1
LDOZ500H30	506	5,84	403150	1
LDOZ600H30	606	6,75	403160	1
LDOZ700H30	706	7,81	403170	1
LDOZ800H30	806	8,77	403180	1
LDOZ900H30	906	9,73	403190	1
LDOZ1000H30	1006	10,59	403111	1

For the assembly use Connectors LDOUH30 and Screws SGKFM8x16

Add-on Tee

TDDOZ...H30

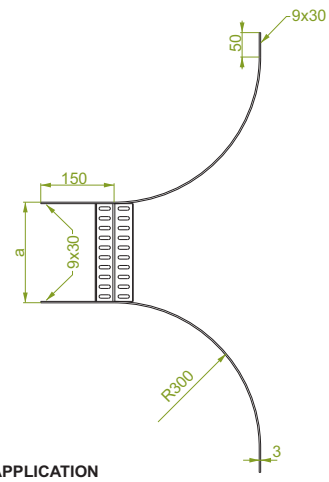

APPLICATION
Branching out cable runs

TDDOZ...H30

CODE	Width a mm	kg 1 pc.	Catalogue No.	Qty
TDDOZ100H30	106	1,25	403210	1
TDDOZ200H30	206	1,41	403220	1
TDDOZ300H30	306	1,58	403230	1
TDDOZ400H30	406	1,75	403240	1
TDDOZ500H30	506	1,92	403250	1
TDDOZ600H30	606	2,08	403260	1
TDDOZ700H30	706	2,27	403270	1
TDDOZ800H30	806	2,44	403280	1
TDDOZ900H30	906	2,61	403290	1
TDDOZ1000H30	1006	2,76	403211	1

For the assembly use Connectors LDOUH30 and Screws SGKFM8x16

MATERIAL
Steel, hot-dip galv.
to PN-EN ISO 1461:2011 (HDG) ok. 45-55 µm.
Available finishes:
E - stainless steel (SS) PN-EN 10088

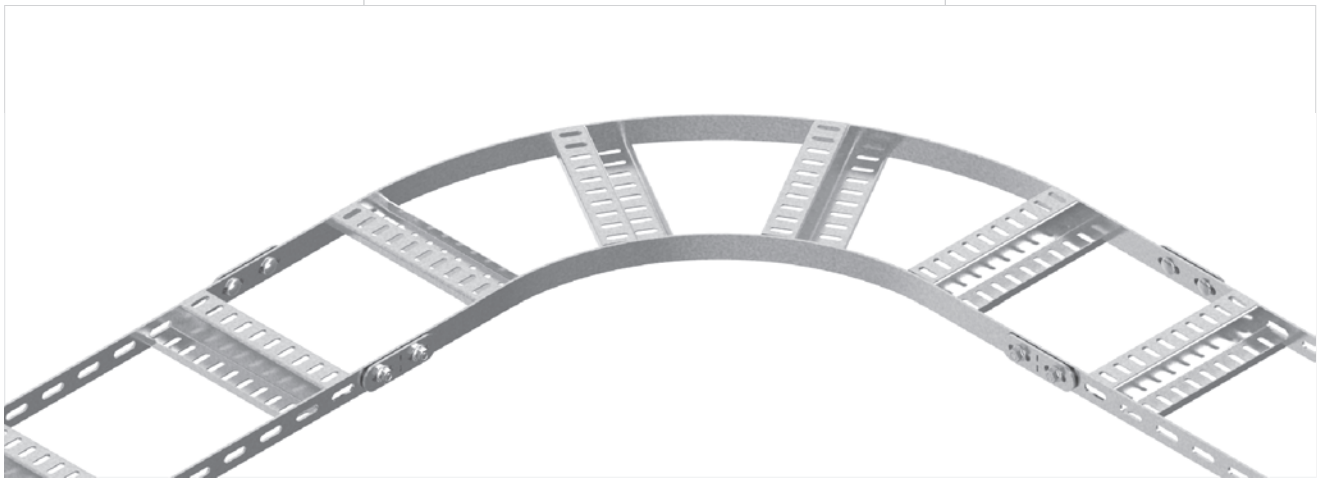

CE

Ship cable ladder

DOZ...H40/3

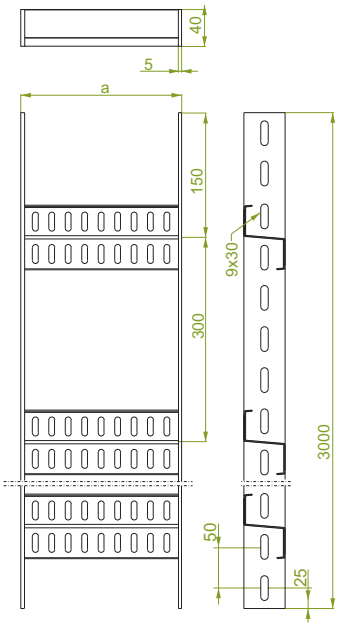

RUNG

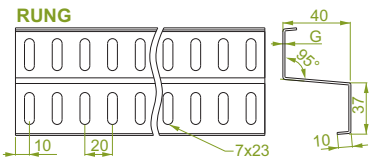

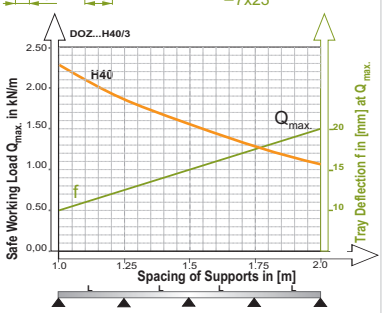

APPLICATION
Leading cable routes on ships and drilling rigs

DOZ...H40/3

CODE	Width a mm	grubość G mm	kg 1 mb	Catalogue No.	Qty/m
DOZ100H40/3	110	1,5	3,20	414010	1/3
DOZ200H40/3	210	1,5	3,74	414020	1/3
DOZ300H40/3	310	2,0	4,28	414030	1/3
DOZ400H40/3	410	2,0	4,82	414040	1/3
DOZ500H40/3	510	2,0	5,36	414050	1/3
DOZ600H40/3	610	2,0	6,05	414060	1/3
DOZ700H40/3	710	2,0	6,68	414070	1/3
DOZ800H40/3	810	2,0	7,40	414080	1/3
DOZ900H40/3	910	2,0	8,00	414090	1/3
DOZ1000H40/3	1010	2,0	8,60	414011	1/3

For the assembly use connectors LDOUH40 and Screws SGKFM8x16



MATERIAL
Steel, hot-dip galv.
to PN-EN ISO 1461:2011 (HDG) ok. 45-55 µm.
Available finishes:
E - stainless steel (SS) PN-EN 10088



Connector

LDOUH40

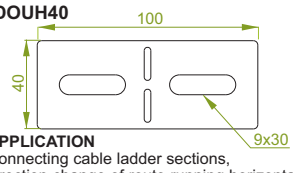

APPLICATION
Connecting cable ladder sections,
direction change of route running horizontally,
direction change of route running vertically

LDOUH40

3,0 mm

CODE	kg 1 pc.	Catalogue No.	Qty
LDUH40	0,14	414001	1

Fixing Clamp

LMDOZH40

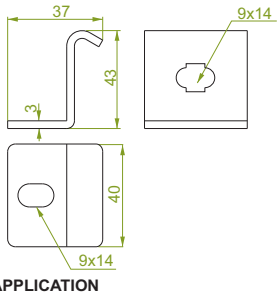

APPLICATION
To fix cable ladders to brackets

LMDOZH40

3,0 mm

CODE	kg 1 pc.	Catalogue No.	Qty
LMDOZH40	0,05	414301	1

MATERIAL
Steel galvanized using zinc flake coating method
PN-EN ISO 10683:2014-09
Available finishes:
E - stainless steel (SS) PN-EN 10088

Thickn. (ga) ≠ [mm]: 2,0 2,5 3,0 4,0 5,0 6,0

CE

Horizontal Bend

LDOZ...H40

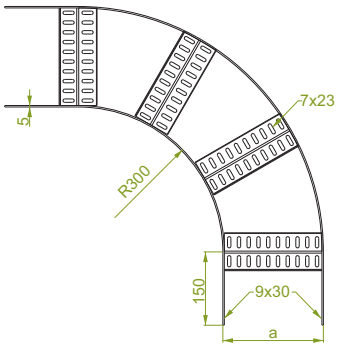

APPLICATION
Diversion in cable routing

LDOZ...H40

CODE	Width a mm	kg 1 pc.	Catalogue No.	Qty
LDOZ100H40	110	3,46	414110	1
LDOZ200H40	210	4,43	414120	1
LDOZ300H40	310	5,40	414130	1
LDOZ400H40	410	6,36	414140	1
LDOZ500H40	510	8,23	414150	1
LDOZ600H40	610	9,61	414160	1
LDOZ700H40	710	11,10	414170	1
LDOZ800H40	810	12,36	414180	1
LDOZ900H40	910	12,62	414190	1
LDOZ1000H40	1010	14,88	414111	1

For the assembly use Connectors LDOUH40 and Screws SGKFM8x16

Add-on Tee

TDDOZ...H40

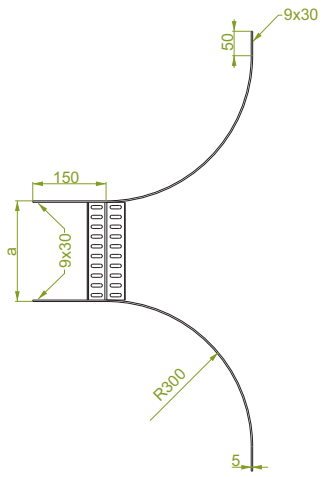

APPLICATION
Branching out cable runs

TDDOZ...H40

CODE	Width a mm	kg 1 pc.	Catalogue No.	Qty
TDDOZ100H40	110	2,60	414210	1
TDDOZ200H40	210	2,78	414220	1
TDDOZ300H40	310	2,96	414230	1
TDDOZ400H40	410	3,14	414240	1
TDDOZ500H40	510	3,32	414250	1
TDDOZ600H40	610	3,55	414260	1
TDDOZ700H40	710	3,80	414270	1
TDDOZ800H40	810	4,00	414280	1
TDDOZ900H40	910	4,20	414290	1
TDDOZ1000H40	1010	4,40	414211	1

For the assembly use Connectors LDOUH40 and Screws SGKFM8x16

MATERIAL
Steel, hot-dip galv.
to PN-EN ISO 1461:2011 (HDG) ok. 45-55 µm.
Available finishes:
E - stainless steel (SS) PN-EN 10088



CE

Bracket

WPT/WPTO

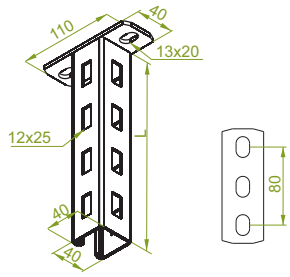

APPLICATION
Suspending cable routes and installing cable trays, ladders, pipes and other components, particularly where installation of cable runs is space-restricted
(e.g. above suspended ceilings)

WPT/WPTO...

CODE	Length L mm	kg 1 pc	Catalogue No.	Qty
WPT/WPTO100	115	0,48	710910	30
WPT150	165	0,57	710915	30
WPT200	215	0,65	710920	30
WPT300	315	0,92	710930	30
WPT400	415	1,12	710940	20
WPT500	515	1,33	710950	20

IMPORTANT!
Non-standard lengths of brackets available upon request

Single-sided load distr. on ceiling bracket							
	Length of ceiling bracket in [mm]	100	200	300	400	500	600
	Safe Working Load "F"max. in [kN]	0.55	0.50	0.48	0.45	0.42	0.40
Double-sided load distr. on ceiling bracket							
	Length of ceiling bracket in [mm]	100	200	300	400	500	600
	Safe Working Load "F"max. in [kN]	2.20	2.00	1.70	1.50	1.30	1.20

Safe Working Load "F"max. = cable weight + weight of cable tray + weight of ceiling bracket + weight of bracket without an average man's (an installer's) weight. In case of double-sided weight distribution the difference between the forces on both sides of the ceiling bracket must not exceed 50% value of its safe working load.



E-90

MATERIAL
Steel, hot-dip galv.
to PN-EN ISO 1461:2011 (HDG)
Available finishes:
E- stainless steel (SS)
L- powder coating in a full range of colours (PC) (info p. 4)

Protective Cap

NOW40x40

APPLICATION
Protecting installers against cut from steel edges; improving overall product appearance.

NOW40x40

CODE	Width a mm	Height H mm	Catalogue No.	Qty
NOW40x40	40	40	760400	100

MATERIAL
Polyethylene. Standard colour:
green to RAL 6029.
Available finishes:
white to RAL 9010, silver to RAL 9006.

Ceiling Bracket

WPCW/WPCO

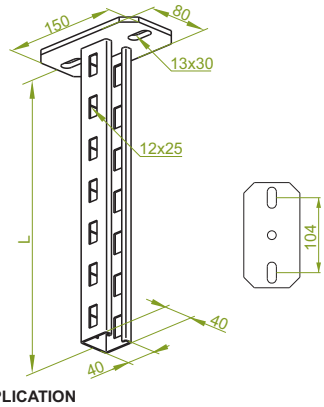

APPLICATION
Suspending cable routes.

WPCW/WPCO...

CODE	Length L mm	kg 1 pc	Catalogue No.	Qty
WPCW/WPCO200	215	0,90	750620	20
WPCW/WPCO300	315	1,10	750630	20
WPCW/WPCO400	415	1,30	750640	10
WPCW/WPCO500	515	1,47	750650	10

Single-sided load distr. on ceiling bracket							
	Length of ceiling bracket in [mm]	100	200	300	400	500	600
	Safe Working Load "F"max. in [kN]	1.80	1.60	1.20	1.00	0.90	0.80
Double-sided load distr. on ceiling bracket							
	Length of ceiling bracket in [mm]	100	200	300	400	500	600
	Safe Working Load "F"max. in [kN]	2.60	2.30	2.00	1.80	1.60	1.40

Safe Working Load "F"max. = cable weight + weight of cable tray + weight of ceiling bracket + weight of bracket without an average man's (an installer's) weight. In case of double-sided weight distribution the difference between the forces on both sides of the ceiling bracket must not exceed 50% value of its safe working load.



E-90



MATERIAL
Steel, hot-dip galv.
to PN-EN ISO 1461:2011 (HDG)
Available finishes:
E- stainless steel (SS)
L- powder coating in a full range of colours (PC) (info p. 4)

Protective Cap

NO40x40N

APPLICATION
Protecting installers against cut from steel edges; improving overall product appearance.

NO40x40N

CODE	Width a mm	Height H mm	Catalogue No.	Qty
NO40x40N	40	40	760510	100

MATERIAL
Polyethylene. Standard colour:
green to RAL 6029.
Available finishes:
white to RAL 9010, silver to RAL 9006.

Instalation example of 2 levels of ship cable ladders mounted directly to brackets WPT...

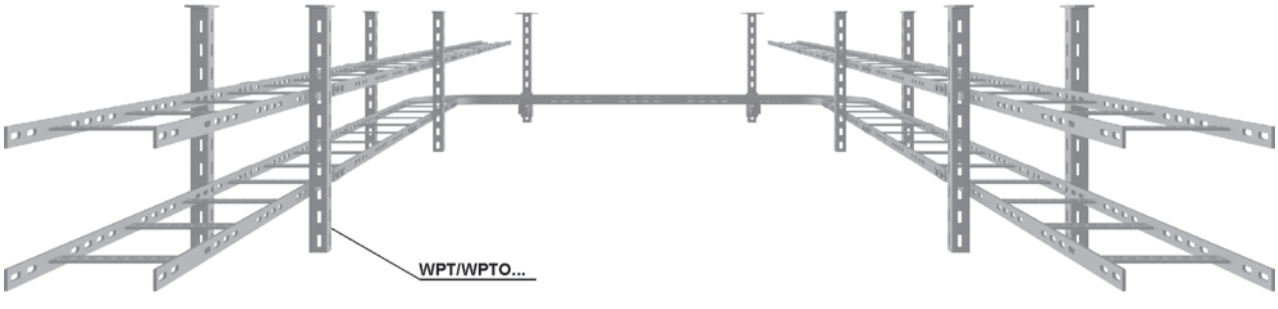

E-90 - For detailed information, see BAKS main catalogue, section XIX

CE

Bracket

WWT

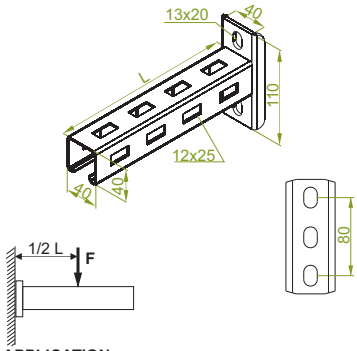

APPLICATION
Suspending cable routes and installing cable trays, ladders, pipes and other components, particularly where installation of cable runs is space-restricted
(e.g. above suspended ceilings)

WWT...

CODE	Length L mm	Safe Working Load F_{max}[kN]	kg 1 pc	Catalogue No.	Qty
WWT100	115	3,00	0,51	711010	30
WWT150	165	2,50	0,60	711015	30
WWT200	215	2,00	0,69	711020	30
WWT300	315	1,70	0,96	711030	30
WWT400	415	1,60	1,15	711040	30
WWT500	515	1,40	1,37	711050	20

IMPORTANT!
Non-standard lengths of brackets upon request



MATERIAL
Steel, hot-dip galv.
to PN-EN ISO 1461:2011 (HDG)
Available finishes:
E- stainless steel (SS)
L- powder coating in a full range of colours (PC) (info p. 4)

UTM/UTMO

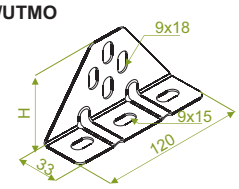

APPLICATION
Installing cable trays and ladders in the proper distance from the wall

UTM/UTMO

± 2,0 mm

CODE	Height H mm	kg 1 pc	Catalogue No.	Qty
UTM/UTMO	66	0,17	751700	100

E-90

MATERIAL
Steel, strip-galv. acc. to the Sendzimir metod to PN-EN 10346:2015-09
Available finishes:
F- steel galvanized using zinc flake coating method PN-EN ISO 10683:2014-09
E- stainless steel (SS)
L- powder coating in a full range of colours (PC) (info p. 4)

Screw Set

SGKF



APPLICATION
Suspending cable runs

SGKF...

CODE	Dimension M mm	Length L mm	Dimension D mm	Catalogue No.	set
SGKFM8x16	8	16	17	651542	100

MATERIAL SGF
Steel galvanized using zinc flake coating method PN-EN ISO 10683:2014-09

Application Example of Ship Cable Ladder on Bracket WWT fixing clamp LMDOZ...

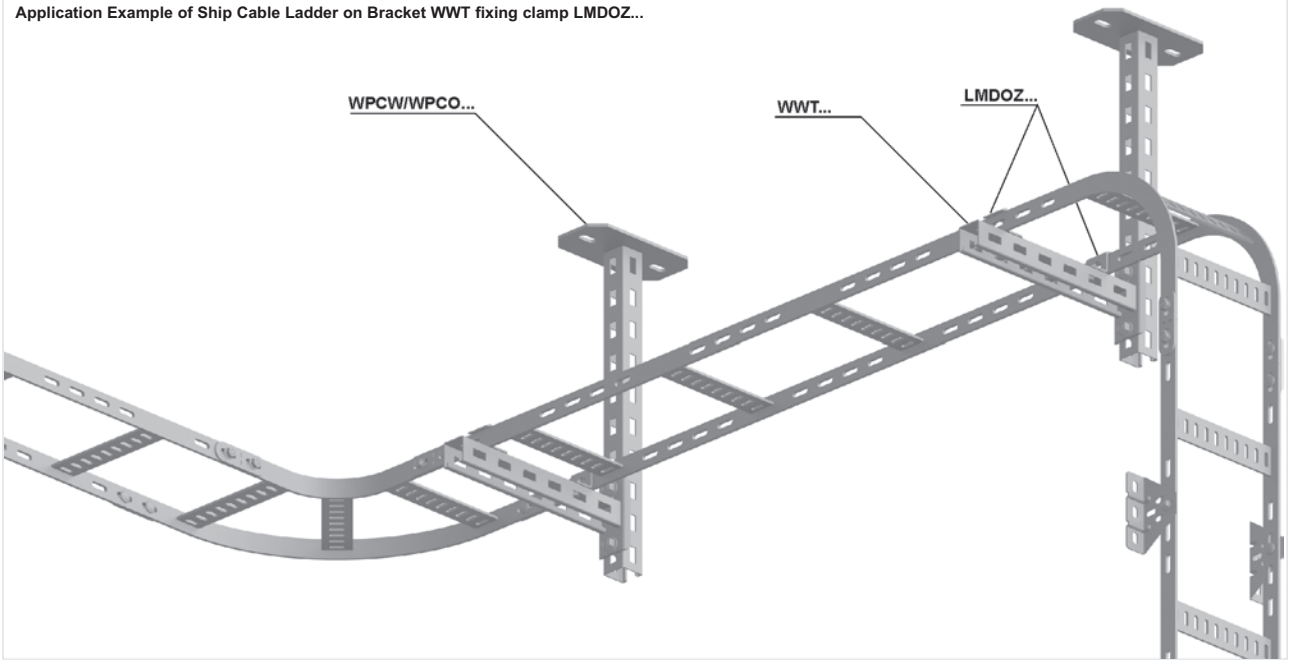

E-90 - For detailed information, see BAKS main catalogue, section XIX

Thickn. (ga) ± [mm]: 2,0 | 2,5 | 3,0 | 4,0 | 5,0 | 6,0